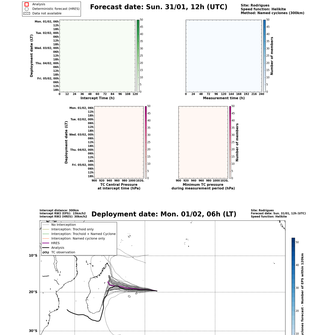
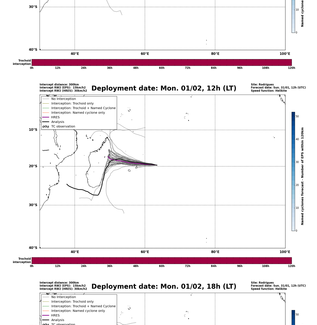
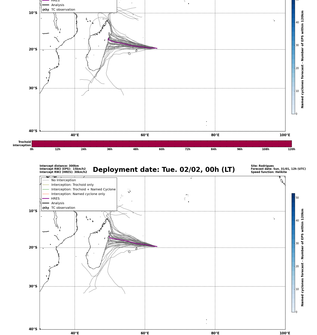
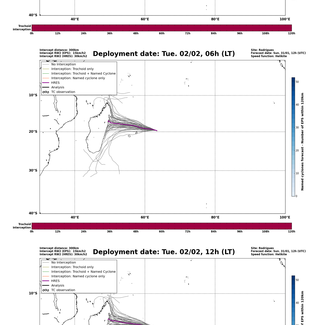
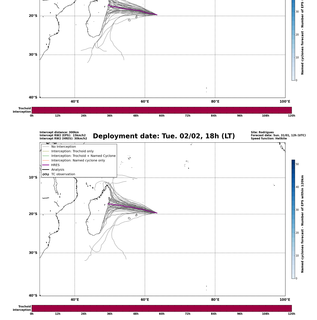
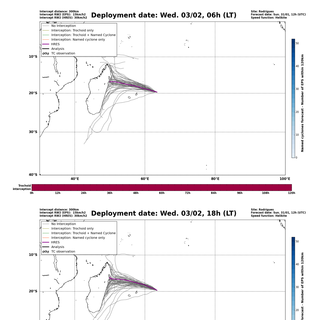

Analysis
Statistical forecast (HWS)
Data not available
Forecast date: Sun. 31/01, 12h (UTC)
Site: Rodrigues
Tracked ATWs: Yes: 81/81, 100.00%
Speed function: Holthuijsen
Wind bias: 0.0 m/s
Mon. 01/01, 06h
Tue. 02/01, 06h
Wed. 03/01, 06h
Thu. 04/01, 06h
Fri. 05/01, 06h
Deployment date (start)
Interrupt time (h)
Number of simulations
Measurement time (h)
TC Central Pressure at interrupt time (hPa)
Minimum TC pressure during measurement period (hPa)
Minimum of pressure within 300km at interrupt time (hPa)
Deepest minimum of pressure within 300km during measurement period
Integrated RWI2 (m/s)

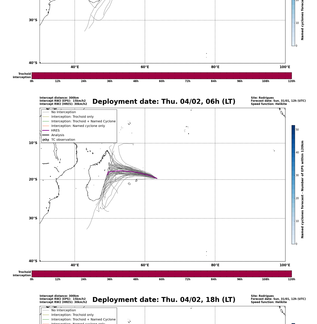

Deployment date: Mon. 01/02, 06h (LT)
Site: Rodrigues
Forecast date: Sun. 31/01, 12h (UTC)
Speed function: Holthuijsen
Interrupt distance: 300km
Interrupt time: 24h
Interrupt RWI (RWI1: 10km/s)
No interruption
Interruption: Tracked only
Interruption: Tracked + Named Cyclone
Interruption: Named cyclone only
HWS
Analysis
OPAL TC observation
Tracked interruption
Tracked ATWs (only 10 km)
Tracked cyclone track
Named cyclone track
Distance to the coast (km)
Probability (%)
Flight time (h)
Landing within 24h (0)
Landing within 48h (0)
Landing within 72h (0)
Landing within 120h (0)
No landing within 120h (0)
EPS deployment position
HWS (120)

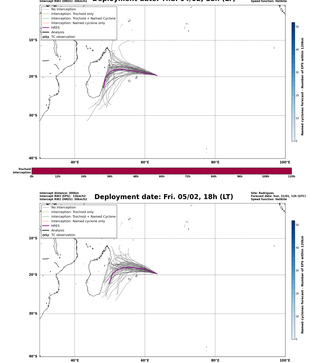

Deployment date: Mon. 01/02, 12h (LT)
Site: Rodrigues
Forecast date: Sun. 31/01, 12h (UTC)
Speed function: Holthuijsen
Interrupt distance: 300km
Interrupt time: 24h
Interrupt RWI (RWI1: 10km/s)
No interruption
Interruption: Tracked only
Interruption: Tracked + Named Cyclone
Interruption: Named cyclone only
HWS
Analysis
OPAL TC observation
Tracked interruption
Tracked ATWs (only 10 km)
Tracked cyclone track
Named cyclone track
Distance to the coast (km)
Probability (%)
Flight time (h)
Landing within 24h (0)
Landing within 48h (0)
Landing within 72h (0)
Landing within 120h (0)
No landing within 120h (0)
EPS deployment position
HWS (120)


Deployment date: Mon. 01/02, 18h (LT)
Site: Rodrigues
Forecast date: Sun. 31/01, 12h (UTC)
Speed function: Holthuijsen
Interrupt distance: 300km
Interrupt time: 24h
Interrupt RWI (RWI1: 10km/s)
No interruption
Interruption: Tracked only
Interruption: Tracked + Named Cyclone
Interruption: Named cyclone only
HWS
Analysis
OPAL TC observation
Tracked interruption
Tracked ATWs (only 10 km)
Tracked cyclone track
Named cyclone track
Distance to the coast (km)
Probability (%)
Flight time (h)
Landing within 24h (0)
Landing within 48h (0)
Landing within 72h (0)
Landing within 120h (0)
No landing within 120h (0)
EPS deployment position
HWS (120)

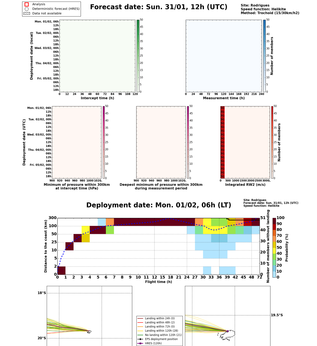

Deployment date: Tue. 02/02, 00h (LT)
Site: Rodrigues
Forecast date: Sun. 31/01, 12h (UTC)
Speed function: Holthuijsen
Interrupt distance: 300km
Interrupt time: 24h
Interrupt RWI (RWI1: 10km/s)
No interruption
Interruption: Tracked only
Interruption: Tracked + Named Cyclone
Interruption: Named cyclone only
HWS
Analysis
OPAL TC observation
Tracked interruption
Tracked ATWs (only 10 km)
Tracked cyclone track
Named cyclone track
Distance to the coast (km)
Probability (%)
Flight time (h)
Landing within 24h (0)
Landing within 48h (0)
Landing within 72h (0)
Landing within 120h (0)
No landing within 120h (0)
EPS deployment position
HWS (120)

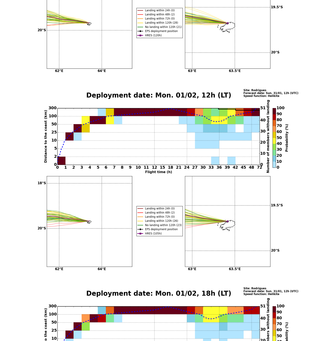

Deployment date: Tue. 02/02, 06h (LT)
Site: Rodrigues
Forecast date: Sun. 31/01, 12h (UTC)
Speed function: Holthuijsen
Interrupt distance: 300km
Interrupt time: 24h
Interrupt RWI (RWI1: 10km/s)
No interruption
Interruption: Tracked only
Interruption: Tracked + Named Cyclone
Interruption: Named cyclone only
HWS
Analysis
OPAL TC observation
Tracked interruption
Tracked ATWs (only 10 km)
Tracked cyclone track
Named cyclone track
Distance to the coast (km)
Probability (%)
Flight time (h)
Landing within 24h (0)
Landing within 48h (0)
Landing within 72h (0)
Landing within 120h (0)
No landing within 120h (0)
EPS deployment position
HWS (120)

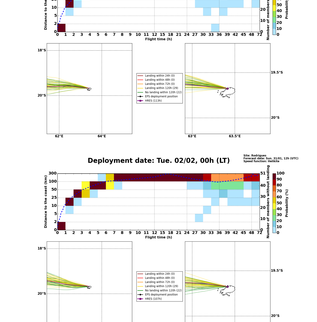

Deployment date: Tue. 02/02, 12h (LT)
Site: Rodrigues
Forecast date: Sun. 31/01, 12h (UTC)
Speed function: Holthuijsen
Interrupt distance: 300km
Interrupt time: 24h
Interrupt RWI (RWI1: 10km/s)
No interruption
Interruption: Tracked only
Interruption: Tracked + Named Cyclone
Interruption: Named cyclone only
HWS
Analysis
OPAL TC observation
Tracked interruption
Tracked ATWs (only 10 km)
Tracked cyclone track
Named cyclone track
Distance to the coast (km)
Probability (%)
Flight time (h)
Landing within 24h (0)
Landing within 48h (0)
Landing within 72h (0)
Landing within 120h (0)
No landing within 120h (0)
EPS deployment position
HWS (120)

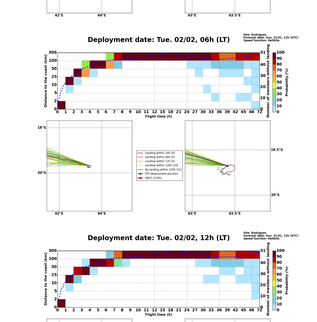

Deployment date: Tue. 02/02, 18h (LT)
Site: Rodrigues
Forecast date: Sun. 31/01, 12h (UTC)
Speed function: Holthuijsen
Interrupt distance: 300km
Interrupt time: 24h
Interrupt RWI (RWI1: 10km/s)
No interruption
Interruption: Tracked only
Interruption: Tracked + Named Cyclone
Interruption: Named cyclone only
HWS
Analysis
OPAL TC observation
Tracked interruption
Tracked ATWs (only 10 km)
Tracked cyclone track
Named cyclone track
Distance to the coast (km)
Probability (%)
Flight time (h)
Landing within 24h (0)
Landing within 48h (0)
Landing within 72h (0)
Landing within 120h (0)
No landing within 120h (0)
EPS deployment position
HWS (120)

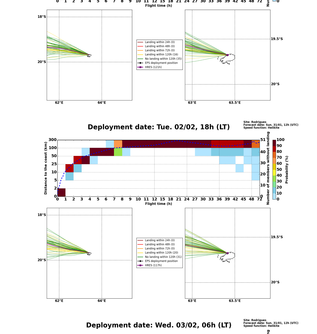

Deployment date: Wed. 03/02, 06h (LT)
Site: Rodrigues
Forecast date: Sun. 31/01, 12h (UTC)
Speed function: Holthuijsen
Interrupt distance: 300km
Interrupt time: 24h
Interrupt RWI (RWI1: 10km/s)
No interruption
Interruption: Tracked only
Interruption: Tracked + Named Cyclone
Interruption: Named cyclone only
HWS
Analysis
OPAL TC observation
Tracked interruption
Tracked ATWs (only 10 km)
Tracked cyclone track
Named cyclone track
Distance to the coast (km)
Probability (%)
Flight time (h)
Landing within 24h (0)
Landing within 48h (0)
Landing within 72h (0)
Landing within 120h (0)
No landing within 120h (0)
EPS deployment position
HWS (120)

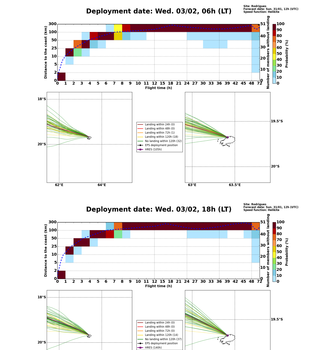

Analysis
Statistical forecast (HWS)
Data not available
Forecast date: Sun. 31/01, 12h (UTC)
Site: Rodrigues
Tracked ATWs: Yes: 81/81, 100.00%
Speed function: Holthuijsen
Wind bias: 0.0 m/s
Mon. 01/01, 06h
Tue. 02/01, 06h
Wed. 03/01, 06h
Thu. 04/01, 06h
Fri. 05/01, 06h
Deployment date (start)
Interrupt time (h)
Number of simulations
Measurement time (h)
Minimum of pressure within 300km at interrupt time (hPa)
Deepest minimum of pressure within 300km during measurement period
Integrated RWI2 (m/s)

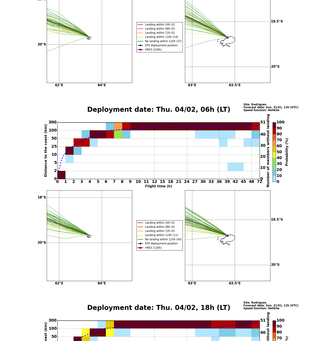

Deployment date: Mon. 01/02, 06h (LT)
Site: Rodrigues
Forecast date: Sun. 31/01, 12h (UTC)
Speed function: Holthuijsen
Interrupt distance: 300km
Interrupt time: 24h
Interrupt RWI (RWI1: 10km/s)
No interruption
Interruption: Tracked only
Interruption: Tracked + Named Cyclone
Interruption: Named cyclone only
HWS
Analysis
OPAL TC observation
Tracked interruption
Tracked ATWs (only 10 km)
Tracked cyclone track
Named cyclone track
Distance to the coast (km)
Probability (%)
Flight time (h)
Landing within 24h (0)
Landing within 48h (0)
Landing within 72h (0)
Landing within 120h (0)
No landing within 120h (0)
EPS deployment position
HWS (120)

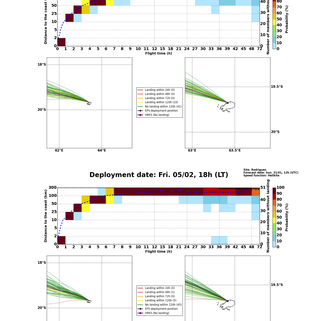

Deployment date: Mon. 01/02, 12h (LT)
Site: Rodrigues
Forecast date: Sun. 31/01, 12h (UTC)
Speed function: Holthuijsen
Interrupt distance: 300km
Interrupt time: 24h
Interrupt RWI (RWI1: 10km/s)
No interruption
Interruption: Tracked only
Interruption: Tracked + Named Cyclone
Interruption: Named cyclone only
HWS
Analysis
OPAL TC observation
Tracked interruption
Tracked ATWs (only 10 km)
Tracked cyclone track
Named cyclone track
Distance to the coast (km)
Probability (%)
Flight time (h)
Landing within 24h (0)
Landing within 48h (0)
Landing within 72h (0)
Landing within 120h (0)
No landing within 120h (0)
EPS deployment position
HWS (120)


Deployment date: Mon. 01/02, 18h (LT)
Site: Rodrigues
Forecast date: Sun. 31/01, 12h (UTC)
Speed function: Holthuijsen
Interrupt distance: 300km
Interrupt time: 24h
Interrupt RWI (RWI1: 10km/s)
No interruption
Interruption: Tracked only
Interruption: Tracked + Named Cyclone
Interruption: Named cyclone only
HWS
Analysis
OPAL TC observation
Tracked interruption
Tracked ATWs (only 10 km)
Tracked cyclone track
Named cyclone track
Distance to the coast (km)
Probability (%)
Flight time (h)
Landing within 24h (0)
Landing within 48h (0)
Landing within 72h (0)
Landing within 120h (0)
No landing within 120h (0)
EPS deployment position
HWS (120)


Deployment date: Tue. 02/02, 00h (LT)
Site: Rodrigues
Forecast date: Sun. 31/01, 12h (UTC)
Speed function: Holthuijsen
Interrupt distance: 300km
Interrupt time: 24h
Interrupt RWI (RWI1: 10km/s)
No interruption
Interruption: Tracked only
Interruption: Tracked + Named Cyclone
Interruption: Named cyclone only
HWS
Analysis
OPAL TC observation
Tracked interruption
Tracked ATWs (only 10 km)
Tracked cyclone track
Named cyclone track
Distance to the coast (km)
Probability (%)
Flight time (h)
Landing within 24h (0)
Landing within 48h (0)
Landing within 72h (0)
Landing within 120h (0)
No landing within 120h (0)
EPS deployment position
HWS (120)


Deployment date: Tue. 02/02, 06h (LT)
Site: Rodrigues
Forecast date: Sun. 31/01, 12h (UTC)
Speed function: Holthuijsen
Interrupt distance: 300km
Interrupt time: 24h
Interrupt RWI (RWI1: 10km/s)
No interruption
Interruption: Tracked only
Interruption: Tracked + Named Cyclone
Interruption: Named cyclone only
HWS
Analysis
OPAL TC observation
Tracked interruption
Tracked ATWs (only 10 km)
Tracked cyclone track
Named cyclone track
Distance to the coast (km)
Probability (%)
Flight time (h)
Landing within 24h (0)
Landing within 48h (0)
Landing within 72h (0)
Landing within 120h (0)
No landing within 120h (0)
EPS deployment position
HWS (120)


Deployment date: Tue. 02/02, 12h (LT)
Site: Rodrigues
Forecast date: Sun. 31/01, 12h (UTC)
Speed function: Holthuijsen
Interrupt distance: 300km
Interrupt time: 24h
Interrupt RWI (RWI1: 10km/s)
No interruption
Interruption: Tracked only
Interruption: Tracked + Named Cyclone
Interruption: Named cyclone only
HWS
Analysis
OPAL TC observation
Tracked interruption
Tracked ATWs (only 10 km)
Tracked cyclone track
Named cyclone track
Distance to the coast (km)
Probability (%)
Flight time (h)
Landing within 24h (0)
Landing within 48h (0)
Landing within 72h (0)
Landing within 120h (0)
No landing within 120h (0)
EPS deployment position
HWS (120)


Deployment date: Tue. 02/02, 18h (LT)
Site: Rodrigues
Forecast date: Sun. 31/01, 12h (UTC)
Speed function: Holthuijsen
Interrupt distance: 300km
Interrupt time: 24h
Interrupt RWI (RWI1: 10km/s)
No interruption
Interruption: Tracked only
Interruption: Tracked + Named Cyclone
Interruption: Named cyclone only
HWS
Analysis
OPAL TC observation
Tracked interruption
Tracked ATWs (only 10 km)
Tracked cyclone track
Named cyclone track
Distance to the coast (km)
Probability (%)
Flight time (h)
Landing within 24h (0)
Landing within 48h (0)
Landing within 72h (0)
Landing within 120h (0)
No landing within 120h (0)
EPS deployment position
HWS (120)


Deployment date: Wed. 03/02, 06h (LT)
Site: Rodrigues
Forecast date: Sun. 31/01, 12h (UTC)
Speed function: Holthuijsen
Interrupt distance: 300km
Interrupt time: 24h
Interrupt RWI (RWI1: 10km/s)
No interruption
Interruption: Tracked only
Interruption: Tracked + Named Cyclone
Interruption: Named cyclone only
HWS
Analysis
OPAL TC observation
Tracked interruption
Tracked ATWs (only 10 km)
Tracked cyclone track
Named cyclone track
Distance to the coast (km)
Probability (%)
Flight time (h)
Landing within 24h (0)
Landing within 48h (0)
Landing within 72h (0)
Landing within 120h (0)
No landing within 120h (0)
EPS deployment position
HWS (120)

Deployment date: Wed. 03/02, 18h (LT)
Site: Rodrigues
Forecast date: Sun. 31/01, 12h (UTC)
Speed function: Holthuijsen
Interrupt distance: 300km
Interrupt time: 24h
Interrupt RWI (RWI1: 10km/s)
No interruption
Interruption: Tracked only
Interruption: Tracked + Named Cyclone
Interruption: Named cyclone only
HWS
Analysis
OPAL TC observation
Tracked interruption
Tracked ATWs (only 10 km)
Tracked cyclone track
Named cyclone track
Distance to the coast (km)
Probability (%)
Flight time (h)
Landing within 24h (0)
Landing within 48h (0)
Landing within 72h (0)
Landing within 120h (0)
No landing within 120h (0)
EPS deployment position
HWS (120)

Deployment date: Thu. 04/02, 06h (LT)
Site: Rodrigues
Forecast date: Sun. 31/01, 12h (UTC)
Speed function: Holthuijsen
Interrupt distance: 300km
Interrupt time: 24h
Interrupt RWI (RWI1: 10km/s)
No interruption
Interruption: Tracked only
Interruption: Tracked + Named Cyclone
Interruption: Named cyclone only
HWS
Analysis
OPAL TC observation
Tracked interruption
Tracked ATWs (only 10 km)
Tracked cyclone track
Named cyclone track
Distance to the coast (km)
Probability (%)
Flight time (h)
Landing within 24h (0)
Landing within 48h (0)
Landing within 72h (0)
Landing within 120h (0)
No landing within 120h (0)
EPS deployment position
HWS (120)

Deployment date: Thu. 04/02, 18h (LT)
Site: Rodrigues
Forecast date: Sun. 31/01, 12h (UTC)
Speed function: Holthuijsen
Interrupt distance: 300km
Interrupt time: 24h
Interrupt RWI (RWI1: 10km/s)
No interruption
Interruption: Tracked only
Interruption: Tracked + Named Cyclone
Interruption: Named cyclone only
HWS
Analysis
OPAL TC observation
Tracked interruption
Tracked ATWs (only 10 km)
Tracked cyclone track
Named cyclone track
Distance to the coast (km)
Probability (%)
Flight time (h)
Landing within 24h (0)
Landing within 48h (0)
Landing within 72h (0)
Landing within 120h (0)
No landing within 120h (0)
EPS deployment position
HWS (120)

Deployment date: Fri. 05/02, 18h (LT)
Site: Rodrigues
Forecast date: Sun. 31/01, 12h (UTC)
Speed function: Holthuijsen
Interrupt distance: 300km
Interrupt time: 24h
Interrupt RWI (RWI1: 10km/s)
No interruption
Interruption: Tracked only
Interruption: Tracked + Named Cyclone
Interruption: Named cyclone only
HWS
Analysis
OPAL TC observation
Tracked interruption
Tracked ATWs (only 10 km)
Tracked cyclone track
Named cyclone track
Distance to the coast (km)
Probability (%)
Flight time (h)
Landing within 24h (0)
Landing within 48h (0)
Landing within 72h (0)
Landing within 120h (0)
No landing within 120h (0)
EPS deployment position
HWS (120)