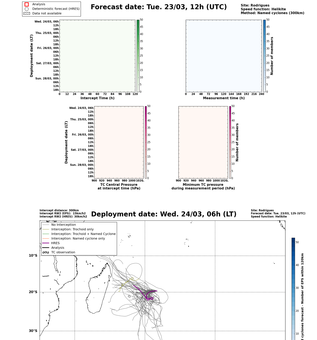
Analysis
Deterministic forecast (ARIS)
Data not available
Forecast date: Tue. 23/03, 12h (UTC)
Site: Rodrigues
Speed Function: Holthuijsen
Speed Function: Wadhera
Wed. 24/03, 06h
Thu. 25/03, 00h
Thu. 25/03, 06h
Thu. 25/03, 12h
Fri. 26/03, 06h
Sat. 27/03, 06h
Sun. 28/03, 06h
Deployment date (start)
Number of members
Intercept time (h)
Measurement time (h)
TC Central Pressure at intercept time (hPa)
Minimum TC pressure during measurement period (hPa)
Minimum of pressure within 300km during measurement period (hPa)
Deepest minimum of pressure within 300km during measurement period
Integrated RW2 (m/s)

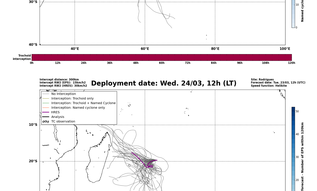
Deployment date: Wed. 24/03, 06h (LT)
Site: Rodrigues
Forecast date: Tue. 23/03, 12h (UTC)
Speed Function: Holthuijsen
Intercept distance: 300km
Intercept RW2 (ARIS): 50km/h
Intercept RW2 (WRC): 50km/h
No intercepts
Intercepts: Tracked only
Intercepts: Tracked + Named Cyclone
Intercepts: Named cyclone only
ARIS
Analysis
JTWC
Tracked interceptions
Tracked Cyclone Intensity (kt)
Number of JTWC points: 57

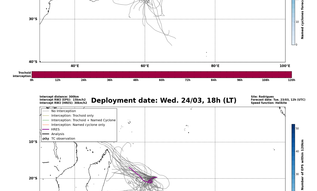
Deployment date: Wed. 24/03, 12h (LT)
Site: Rodrigues
Forecast date: Tue. 23/03, 12h (UTC)
Speed Function: Holthuijsen
Intercept distance: 300km
Intercept RW2 (ARIS): 50km/h
Intercept RW2 (WRC): 50km/h
No intercepts
Intercepts: Tracked only
Intercepts: Tracked + Named Cyclone
Intercepts: Named cyclone only
ARIS
Analysis
JTWC
Tracked interceptions
Tracked Cyclone Intensity (kt)
Number of JTWC points: 57

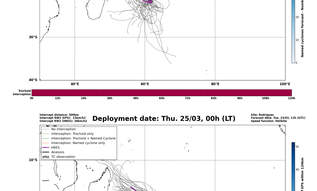
Deployment date: Wed. 24/03, 18h (LT)
Site: Rodrigues
Forecast date: Tue. 23/03, 12h (UTC)
Speed Function: Holthuijsen
Intercept distance: 300km
Intercept RW2 (ARIS): 50km/h
Intercept RW2 (WRC): 50km/h
No intercepts
Intercepts: Tracked only
Intercepts: Tracked + Named Cyclone
Intercepts: Named cyclone only
ARIS
Analysis
JTWC
Tracked interceptions
Tracked Cyclone Intensity (kt)
Number of JTWC points: 57

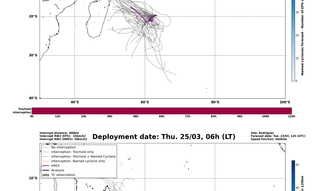
Deployment date: Thu. 25/03, 00h (LT)
Site: Rodrigues
Forecast date: Tue. 23/03, 12h (UTC)
Speed Function: Holthuijsen
Intercept distance: 300km
Intercept RW2 (ARIS): 50km/h
Intercept RW2 (WRC): 50km/h
No intercepts
Intercepts: Tracked only
Intercepts: Tracked + Named Cyclone
Intercepts: Named cyclone only
ARIS
Analysis
JTWC
Tracked interceptions
Tracked Cyclone Intensity (kt)
Number of JTWC points: 57

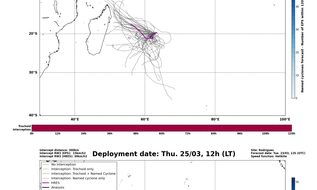
Deployment date: Thu. 25/03, 06h (LT)
Site: Rodrigues
Forecast date: Tue. 23/03, 12h (UTC)
Speed Function: Holthuijsen
Intercept distance: 300km
Intercept RW2 (ARIS): 50km/h
Intercept RW2 (WRC): 50km/h
No intercepts
Intercepts: Tracked only
Intercepts: Tracked + Named Cyclone
Intercepts: Named cyclone only
ARIS
Analysis
JTWC
Tracked interceptions
Tracked Cyclone Intensity (kt)
Number of JTWC points: 57

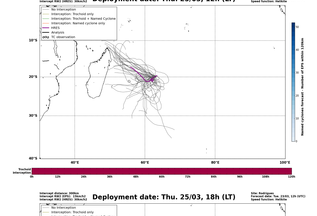
Deployment date: Thu. 25/03, 12h (LT)
Site: Rodrigues
Forecast date: Tue. 23/03, 12h (UTC)
Speed Function: Holthuijsen
Intercept distance: 300km
Intercept RW2 (ARIS): 50km/h
Intercept RW2 (WRC): 50km/h
No intercepts
Intercepts: Tracked only
Intercepts: Tracked + Named Cyclone
Intercepts: Named cyclone only
ARIS
Analysis
JTWC
Tracked interceptions
Tracked Cyclone Intensity (kt)
Number of JTWC points: 57

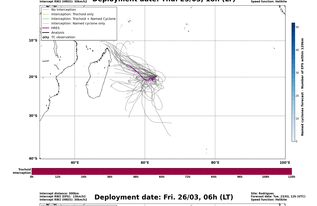
Deployment date: Thu. 25/03, 18h (LT)
Site: Rodrigues
Forecast date: Tue. 23/03, 12h (UTC)
Speed Function: Holthuijsen
Intercept distance: 300km
Intercept RW2 (ARIS): 50km/h
Intercept RW2 (WRC): 50km/h
No intercepts
Intercepts: Tracked only
Intercepts: Tracked + Named Cyclone
Intercepts: Named cyclone only
ARIS
Analysis
JTWC
Tracked interceptions
Tracked Cyclone Intensity (kt)
Number of JTWC points: 57

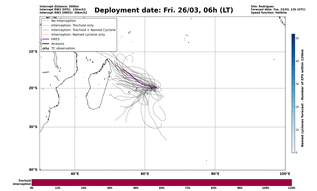
Deployment date: Fri. 26/03, 06h (LT)
Site: Rodrigues
Forecast date: Tue. 23/03, 12h (UTC)
Speed Function: Holthuijsen
Intercept distance: 300km
Intercept RW2 (ARIS): 50km/h
Intercept RW2 (WRC): 50km/h
No intercepts
Intercepts: Tracked only
Intercepts: Tracked + Named Cyclone
Intercepts: Named cyclone only
ARIS
Analysis
JTWC
Tracked interceptions
Tracked Cyclone Intensity (kt)
Number of JTWC points: 57

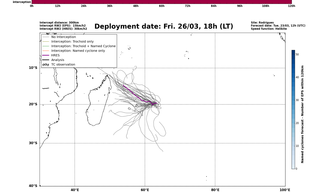
Deployment date: Fri. 26/03, 18h (LT)
Site: Rodrigues
Forecast date: Tue. 23/03, 12h (UTC)
Speed Function: Holthuijsen
Intercept distance: 300km
Intercept RW2 (ARIS): 50km/h
Intercept RW2 (WRC): 50km/h
No intercepts
Intercepts: Tracked only
Intercepts: Tracked + Named Cyclone
Intercepts: Named cyclone only
ARIS
Analysis
JTWC
Tracked interceptions
Tracked Cyclone Intensity (kt)
Number of JTWC points: 57

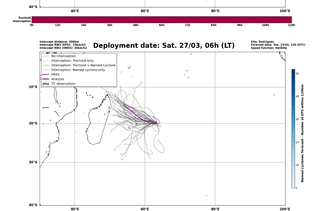
Deployment date: Sat. 27/03, 06h (LT)
Site: Rodrigues
Forecast date: Tue. 23/03, 12h (UTC)
Speed Function: Holthuijsen
Intercept distance: 300km
Intercept RW2 (ARIS): 50km/h
Intercept RW2 (WRC): 50km/h
No intercepts
Intercepts: Tracked only
Intercepts: Tracked + Named Cyclone
Intercepts: Named cyclone only
ARIS
Analysis
JTWC
Tracked interceptions
Tracked Cyclone Intensity (kt)
Number of JTWC points: 57

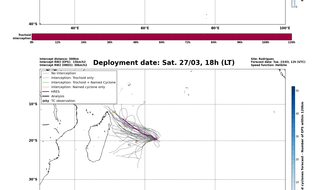
Deployment date: Sat. 27/03, 18h (LT)
Site: Rodrigues
Forecast date: Tue. 23/03, 12h (UTC)
Speed Function: Holthuijsen
Intercept distance: 300km
Intercept RW2 (ARIS): 50km/h
Intercept RW2 (WRC): 50km/h
No intercepts
Intercepts: Tracked only
Intercepts: Tracked + Named Cyclone
Intercepts: Named cyclone only
ARIS
Analysis
JTWC
Tracked interceptions
Tracked Cyclone Intensity (kt)
Number of JTWC points: 57

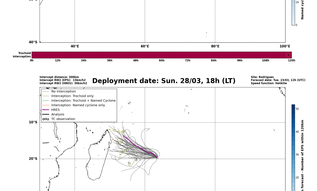
Deployment date: Sun. 28/03, 18h (LT)
Site: Rodrigues
Forecast date: Tue. 23/03, 12h (UTC)
Speed Function: Holthuijsen
Intercept distance: 300km
Intercept RW2 (ARIS): 50km/h
Intercept RW2 (WRC): 50km/h
No intercepts
Intercepts: Tracked only
Intercepts: Tracked + Named Cyclone
Intercepts: Named cyclone only
ARIS
Analysis
JTWC
Tracked interceptions
Tracked Cyclone Intensity (kt)
Number of JTWC points: 57

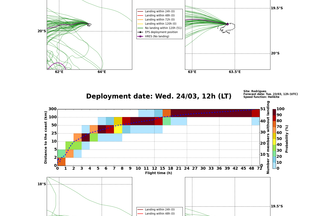
Deployment date: Wed. 24/03, 06h (LT)
Site: Rodrigues
Forecast date: Tue. 23/03, 12h (UTC)
Speed Function: Holthuijsen
Distance to the coast (km)
Flight time (h)
Probability (%)
Landing within 24h (I)
Landing within 48h (I)
Landing within 72h (I)
Landing within 120h (I)
No landing within 120h (I)
EPS deployment position
HRES 9km landing

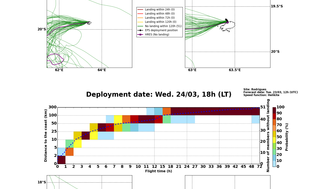
Deployment date: Wed. 24/03, 12h (LT)
Site: Rodrigues
Forecast date: Tue. 23/03, 12h (UTC)
Speed Function: Holthuijsen
Distance to the coast (km)
Flight time (h)
Probability (%)
Landing within 24h (I)
Landing within 48h (I)
Landing within 72h (I)
Landing within 120h (I)
No landing within 120h (I)
EPS deployment position
HRES 9km landing

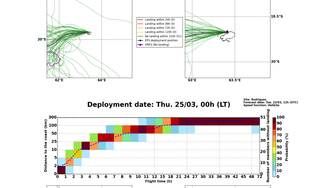
Deployment date: Wed. 24/03, 18h (LT)
Site: Rodrigues
Forecast date: Tue. 23/03, 12h (UTC)
Speed Function: Holthuijsen
Distance to the coast (km)
Flight time (h)
Probability (%)
Landing within 24h (I)
Landing within 48h (I)
Landing within 72h (I)
Landing within 120h (I)
No landing within 120h (I)
EPS deployment position
HRES 9km landing

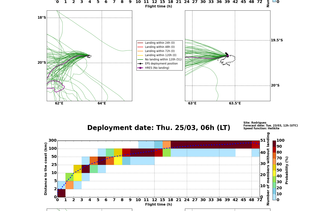
Deployment date: Thu. 25/03, 00h (LT)
Site: Rodrigues
Forecast date: Tue. 23/03, 12h (UTC)
Speed Function: Holthuijsen
Distance to the coast (km)
Flight time (h)
Probability (%)
Landing within 24h (I)
Landing within 48h (I)
Landing within 72h (I)
Landing within 120h (I)
No landing within 120h (I)
EPS deployment position
HRES 9km landing

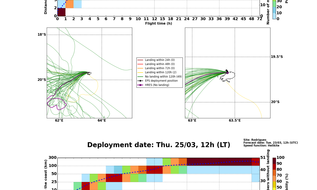
Deployment date: Thu. 25/03, 06h (LT)
Site: Rodrigues
Forecast date: Tue. 23/03, 12h (UTC)
Speed Function: Holthuijsen
Distance to the coast (km)
Flight time (h)
Probability (%)
Landing within 24h (I)
Landing within 48h (I)
Landing within 72h (I)
Landing within 120h (I)
No landing within 120h (I)
EPS deployment position
HRES 9km landing

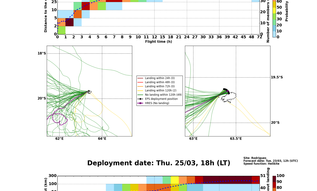
Deployment date: Thu. 25/03, 12h (LT)
Site: Rodrigues
Forecast date: Tue. 23/03, 12h (UTC)
Speed Function: Holthuijsen
Distance to the coast (km)
Flight time (h)
Probability (%)
Landing within 24h (I)
Landing within 48h (I)
Landing within 72h (I)
Landing within 120h (I)
No landing within 120h (I)
EPS deployment position
HRES 9km landing

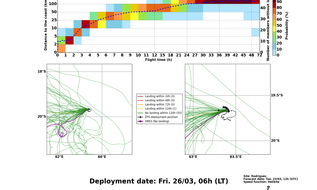
Deployment date: Thu. 25/03, 18h (LT)
Site: Rodrigues
Forecast date: Tue. 23/03, 12h (UTC)
Speed Function: Holthuijsen
Distance to the coast (km)
Flight time (h)
Probability (%)
Landing within 24h (I)
Landing within 48h (I)
Landing within 72h (I)
Landing within 120h (I)
No landing within 120h (I)
EPS deployment position
HRES 9km landing

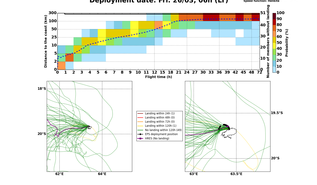
Deployment date: Fri. 26/03, 06h (LT)
Site: Rodrigues
Forecast date: Tue. 23/03, 12h (UTC)
Speed Function: Holthuijsen
Distance to the coast (km)
Flight time (h)
Probability (%)
Landing within 24h (I)
Landing within 48h (I)
Landing within 72h (I)
Landing within 120h (I)
No landing within 120h (I)
EPS deployment position
HRES 9km landing

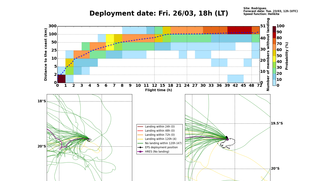
Deployment date: Fri. 26/03, 18h (LT)
Site: Rodrigues
Forecast date: Tue. 23/03, 12h (UTC)
Speed Function: Holthuijsen
Distance to the coast (km)
Flight time (h)
Probability (%)
Landing within 24h (I)
Landing within 48h (I)
Landing within 72h (I)
Landing within 120h (I)
No landing within 120h (I)
EPS deployment position
HRES 9km landing

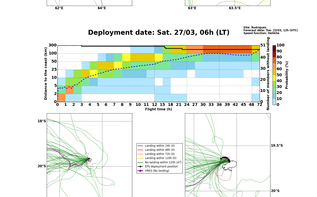
Deployment date: Sat. 27/03, 06h (LT)
Site: Rodrigues
Forecast date: Tue. 23/03, 12h (UTC)
Speed Function: Holthuijsen
Distance to the coast (km)
Flight time (h)
Probability (%)
Landing within 24h (I)
Landing within 48h (I)
Landing within 72h (I)
Landing within 120h (I)
No landing within 120h (I)
EPS deployment position
HRES 9km landing

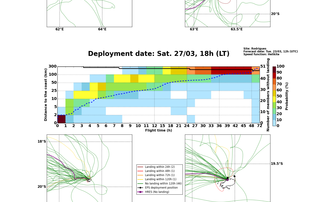
Deployment date: Sat. 27/03, 18h (LT)
Site: Rodrigues
Forecast date: Tue. 23/03, 12h (UTC)
Speed Function: Holthuijsen
Distance to the coast (km)
Flight time (h)
Probability (%)
Landing within 24h (I)
Landing within 48h (I)
Landing within 72h (I)
Landing within 120h (I)
No landing within 120h (I)
EPS deployment position
HRES 9km landing

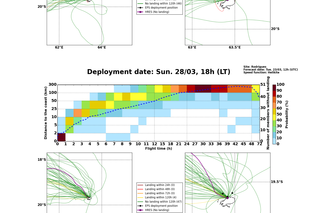
Deployment date: Sun. 28/03, 18h (LT)
Site: Rodrigues
Forecast date: Tue. 23/03, 12h (UTC)
Speed Function: Holthuijsen
Distance to the coast (km)
Flight time (h)
Probability (%)
Landing within 24h (I)
Landing within 48h (I)
Landing within 72h (I)
Landing within 120h (I)
No landing within 120h (I)
EPS deployment position
HRES 9km landing