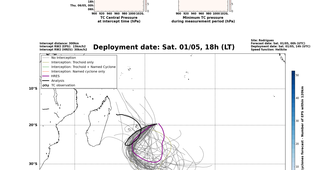
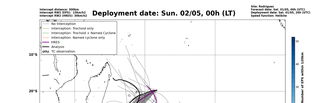

Analysis
Deterministic forecast (HWRF)
Data not available
Forecast date: Sat. 01/05, 00h (UTC)
Site: Rodrigues
Speed function: Holtslag
Wind threshold (15.5m/s=Cat.1): 16m/s
Sat. 01/05, 18h
Sun. 01/05, 12h
Sun. 01/05, 06h
Sun. 01/05, 00h
Mon. 02/05, 18h
Mon. 02/05, 12h
Mon. 02/05, 06h
Mon. 02/05, 00h
Tue. 03/05, 18h
Tue. 03/05, 12h
Tue. 03/05, 06h
Wed. 04/05, 18h
Wed. 04/05, 12h
Wed. 04/05, 06h
Thu. 05/05, 18h
Thu. 05/05, 12h
Thu. 05/05, 06h
Deployment time (GMT)
Interrupt time (h)
Number of members
Measurement time (h)
TC Central Pressure at interrupt time (hPa)
Minimum TC pressure during measurement period (hPa)
Minimum of pressure within 300km at interrupt time (hPa)
Deepest minimum of pressure within 300km during measurement period
Integrated RW2 (m/s)


Analysis
Deterministic forecast (HWRF)
Data not available
Forecast date: Sat. 01/05, 00h (UTC)
Site: Rodrigues
Speed function: Holtslag
Wind threshold (15.5m/s=Cat.1): 16m/s
Sat. 01/05, 18h
Sun. 01/05, 12h
Sun. 01/05, 06h
Sun. 01/05, 00h
Mon. 02/05, 18h
Mon. 02/05, 12h
Mon. 02/05, 06h
Mon. 02/05, 00h
Tue. 03/05, 18h
Tue. 03/05, 12h
Tue. 03/05, 06h
Wed. 04/05, 18h
Wed. 04/05, 12h
Wed. 04/05, 06h
Thu. 05/05, 18h
Thu. 05/05, 12h
Thu. 05/05, 06h
Deployment time (GMT)
Interrupt time (h)
Number of members
Measurement time (h)
Minimum of pressure within 300km at interrupt time (hPa)
Deepest minimum of pressure within 300km during measurement period
Integrated RW2 (m/s)


Forecast date: Sat. 01/05, 00h (UTC)
Deployment date: Sat. 01/05, 18h (UTC)
Speed function: Holtslag
Interval RW2 (RW1): 18km(s)
No interception
Interception: Tracked only
Interception: Tracked + Named Cyclone
Interception: Named cyclone only
RW1
RW2
Analysis
obs: TC observation
Deployment date: Sat. 01/05, 18h (UTC)
Tracked
Interception
Nearest Cyclone Track (h)
Number of IFS members
0h
12h
24h
48h
72h
96h
120h
144h
168h
192h
216h
240h


Forecast date: Sat. 01/05, 00h (UTC)
Deployment date: Sun. 02/05, 00h (UTC)
Speed function: Holtslag
Interval RW2 (RW1): 18km(s)
No interception
Interception: Tracked only
Interception: Tracked + Named Cyclone
Interception: Named cyclone only
RW1
RW2
Analysis
obs: TC observation
Deployment date: Sun. 02/05, 00h (UTC)
Tracked
Interception
Nearest Cyclone Track (h)
Number of IFS members
0h
12h
24h
48h
72h
96h
120h
144h
168h
192h
216h
240h


Forecast date: Sat. 01/05, 00h (UTC)
Deployment date: Sun. 02/05, 06h (UTC)
Speed function: Holtslag
Interval RW2 (RW1): 18km(s)
No interception
Interception: Tracked only
Interception: Tracked + Named Cyclone
Interception: Named cyclone only
RW1
RW2
Analysis
obs: TC observation
Deployment date: Sun. 02/05, 06h (UTC)
Tracked
Interception
Nearest Cyclone Track (h)
Number of IFS members
0h
12h
24h
48h
72h
96h
120h
144h
168h
192h
216h
240h



Forecast date: Sat. 01/05, 00h (UTC)
Deployment date: Sun. 02/05, 12h (UTC)
Speed function: Holtslag
Interval RW2 (RW1): 18km(s)
No interception
Interception: Tracked only
Interception: Tracked + Named Cyclone
Interception: Named cyclone only
RW1
RW2
Analysis
obs: TC observation
Deployment date: Sun. 02/05, 12h (UTC)
Tracked
Interception
Nearest Cyclone Track (h)
Number of IFS members
0h
12h
24h
48h
72h
96h
120h
144h
168h
192h
216h
240h



Forecast date: Sat. 01/05, 00h (UTC)
Deployment date: Sun. 02/05, 18h (UTC)
Speed function: Holtslag
Interval RW2 (RW1): 18km(s)
No interception
Interception: Tracked only
Interception: Tracked + Named Cyclone
Interception: Named cyclone only
RW1
RW2
Analysis
obs: TC observation
Deployment date: Sun. 02/05, 18h (UTC)
Tracked
Interception
Nearest Cyclone Track (h)
Number of IFS members
0h
12h
24h
48h
72h
96h
120h
144h
168h
192h
216h
240h


Forecast date: Sat. 01/05, 00h (UTC)
Deployment date: Mon. 03/05, 00h (UTC)
Speed function: Holtslag
Interval RW2 (RW1): 18km(s)
No interception
Interception: Tracked only
Interception: Tracked + Named Cyclone
Interception: Named cyclone only
RW1
RW2
Analysis
obs: TC observation
Deployment date: Mon. 03/05, 00h (UTC)
Tracked
Interception
Nearest Cyclone Track (h)
Number of IFS members
0h
12h
24h
48h
72h
96h
120h
144h
168h
192h
216h
240h



Forecast date: Sat. 01/05, 00h (UTC)
Deployment date: Mon. 03/05, 06h (UTC)
Speed function: Holtslag
Interval RW2 (RW1): 18km(s)
No interception
Interception: Tracked only
Interception: Tracked + Named Cyclone
Interception: Named cyclone only
RW1
RW2
Analysis
obs: TC observation
Deployment date: Mon. 03/05, 06h (UTC)
Tracked
Interception
Nearest Cyclone Track (h)
Number of IFS members
0h
12h
24h
48h
72h
96h
120h
144h
168h
192h
216h
240h


Forecast date: Sat. 01/05, 00h (UTC)
Deployment date: Mon. 03/05, 18h (UTC)
Speed function: Holtslag
Interval RW2 (RW1): 18km(s)
No interception
Interception: Tracked only
Interception: Tracked + Named Cyclone
Interception: Named cyclone only
RW1
RW2
Analysis
obs: TC observation
Deployment date: Mon. 03/05, 18h (UTC)
Tracked
Interception
Nearest Cyclone Track (h)
Number of IFS members
0h
12h
24h
48h
72h
96h
120h
144h
168h
192h
216h
240h



Forecast date: Sat. 01/05, 00h (UTC)
Deployment date: Tue. 04/05, 06h (UTC)
Speed function: Holtslag
Interval RW2 (RW1): 18km(s)
No interception
Interception: Tracked only
Interception: Tracked + Named Cyclone
Interception: Named cyclone only
RW1
RW2
Analysis
obs: TC observation
Deployment date: Tue. 04/05, 06h (UTC)
Tracked
Interception
Nearest Cyclone Track (h)
Number of IFS members
0h
12h
24h
48h
72h
96h
120h
144h
168h
192h
216h
240h


Forecast date: Sat. 01/05, 00h (UTC)
Deployment date: Tue. 04/05, 18h (UTC)
Speed function: Holtslag
Interval RW2 (RW1): 18km(s)
No interception
Interception: Tracked only
Interception: Tracked + Named Cyclone
Interception: Named cyclone only
RW1
RW2
Analysis
obs: TC observation
Deployment date: Tue. 04/05, 18h (UTC)
Tracked
Interception
Nearest Cyclone Track (h)
Number of IFS members
0h
12h
24h
48h
72h
96h
120h
144h
168h
192h
216h
240h


Forecast date: Sat. 01/05, 00h (UTC)
Deployment date: Wed. 05/05, 06h (UTC)
Speed function: Holtslag
Interval RW2 (RW1): 18km(s)
No interception
Interception: Tracked only
Interception: Tracked + Named Cyclone
Interception: Named cyclone only
RW1
RW2
Analysis
obs: TC observation
Deployment date: Wed. 05/05, 06h (UTC)
Tracked
Interception
Nearest Cyclone Track (h)
Number of IFS members
0h
12h
24h
48h
72h
96h
120h
144h
168h
192h
216h
240h



Forecast date: Sat. 01/05, 00h (UTC)
Deployment date: Thu. 06/05, 06h (UTC)
Speed function: Holtslag
Interval RW2 (RW1): 18km(s)
No interception
Interception: Tracked only
Interception: Tracked + Named Cyclone
Interception: Named cyclone only
RW1
RW2
Analysis
obs: TC observation
Deployment date: Thu. 06/05, 06h (UTC)
Tracked
Interception
Nearest Cyclone Track (h)
Number of IFS members
0h
12h
24h
48h
72h
96h
120h
144h
168h
192h
216h
240h


Forecast date: Sat. 01/05, 00h (UTC)
Deployment date: Sat. 01/05, 18h (UTC)
Speed function: Holtslag
Distance to the coast (km)
Flight time (h)
Probability (%)
Landing within 24h (2)
Landing within 48h (3)
Landing within 72h (4)
Landing within 120h (5)
No landing within 120h (6)
EPS deployment portion
HWS Re-landing!


Forecast date: Sat. 01/05, 00h (UTC)
Deployment date: Sun. 02/05, 00h (UTC)
Speed function: Holtslag
Distance to the coast (km)
Flight time (h)
Probability (%)
Landing within 24h (2)
Landing within 48h (3)
Landing within 72h (4)
Landing within 120h (5)
No landing within 120h (6)
EPS deployment portion
HWS Re-landing!



Forecast date: Sat. 01/05, 00h (UTC)
Deployment date: Sun. 02/05, 06h (UTC)
Speed function: Holtslag
Distance to the coast (km)
Flight time (h)
Probability (%)
Landing within 24h (2)
Landing within 48h (3)
Landing within 72h (4)
Landing within 120h (5)
No landing within 120h (6)
EPS deployment portion
HWS Re-landing!


Forecast date: Sat. 01/05, 00h (UTC)
Deployment date: Sun. 02/05, 12h (UTC)
Speed function: Holtslag
Distance to the coast (km)
Flight time (h)
Probability (%)
Landing within 24h (2)
Landing within 48h (3)
Landing within 72h (4)
Landing within 120h (5)
No landing within 120h (6)
EPS deployment portion
HWS Re-landing!



Forecast date: Sat. 01/05, 00h (UTC)
Deployment date: Sun. 02/05, 18h (UTC)
Speed function: Holtslag
Distance to the coast (km)
Flight time (h)
Probability (%)
Landing within 24h (2)
Landing within 48h (3)
Landing within 72h (4)
Landing within 120h (5)
No landing within 120h (6)
EPS deployment portion
HWS Re-landing!


Forecast date: Sat. 01/05, 00h (UTC)
Deployment date: Mon. 03/05, 00h (UTC)
Speed function: Holtslag
Distance to the coast (km)
Flight time (h)
Probability (%)
Landing within 24h (2)
Landing within 48h (3)
Landing within 72h (4)
Landing within 120h (5)
No landing within 120h (6)
EPS deployment portion
HWS Re-landing!



Forecast date: Sat. 01/05, 00h (UTC)
Deployment date: Mon. 03/05, 06h (UTC)
Speed function: Holtslag
Distance to the coast (km)
Flight time (h)
Probability (%)
Landing within 24h (2)
Landing within 48h (3)
Landing within 72h (4)
Landing within 120h (5)
No landing within 120h (6)
EPS deployment portion
HWS Re-landing!


Forecast date: Sat. 01/05, 00h (UTC)
Deployment date: Mon. 03/05, 18h (UTC)
Speed function: Holtslag
Distance to the coast (km)
Flight time (h)
Probability (%)
Landing within 24h (2)
Landing within 48h (3)
Landing within 72h (4)
Landing within 120h (5)
No landing within 120h (6)
EPS deployment portion
HWS Re-landing!


Forecast date: Sat. 01/05, 00h (UTC)
Deployment date: Tue. 04/05, 06h (UTC)
Speed function: Holtslag
Distance to the coast (km)
Flight time (h)
Probability (%)
Landing within 24h (2)
Landing within 48h (3)
Landing within 72h (4)
Landing within 120h (5)
No landing within 120h (6)
EPS deployment portion
HWS Re-landing!


Forecast date: Sat. 01/05, 00h (UTC)
Deployment date: Tue. 04/05, 18h (UTC)
Speed function: Holtslag
Distance to the coast (km)
Flight time (h)
Probability (%)
Landing within 24h (2)
Landing within 48h (3)
Landing within 72h (4)
Landing within 120h (5)
No landing within 120h (6)
EPS deployment portion
HWS Re-landing!


Forecast date: Sat. 01/05, 00h (UTC)
Deployment date: Wed. 05/05, 06h (UTC)
Speed function: Holtslag
Distance to the coast (km)
Flight time (h)
Probability (%)
Landing within 24h (2)
Landing within 48h (3)
Landing within 72h (4)
Landing within 120h (5)
No landing within 120h (6)
EPS deployment portion
HWS Re-landing!


Forecast date: Sat. 01/05, 00h (UTC)
Deployment date: Thu. 06/05, 06h (UTC)
Speed function: Holtslag
Distance to the coast (km)
Flight time (h)
Probability (%)
Landing within 24h (2)
Landing within 48h (3)
Landing within 72h (4)
Landing within 120h (5)
No landing within 120h (6)
EPS deployment portion
HWS Re-landing!