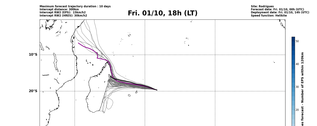
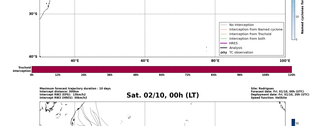
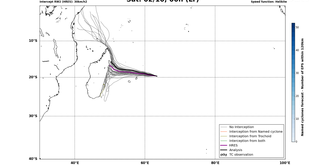
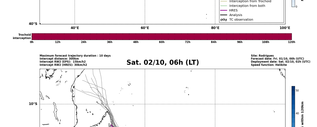


Analysis
Synoptic forecast (HRES)
Data not available
Forecast date: Fri. 01/10, 00h (UTC)
Site: Rodrigues
Speed function: Holtslag
Wind turbine: Vestas V112 (3.0/3MW)
Fri. 01/10, 18h
Sat. 01/10, 06h
Sat. 01/10, 18h
Sun. 02/10, 06h
Sun. 02/10, 18h
Mon. 03/10, 06h
Tue. 03/10, 18h
Wed. 04/10, 06h
Departure time (CET)
Interval time (h)
Number of members
Measurement time (h)
Measurement period (min)
Minimum TC pressure during measurement period (hPa)
Minimum of pressure within 300km during measurement period
Deepest minimum of pressure within 300km during measurement period
Integrated RWI2 (m/s)
TC Central Pressure at interval time (hPa)

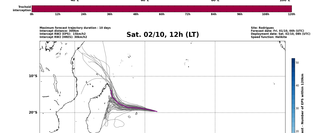

Maximum forecast trajectory duration : 10 days
Interval distance: 200km
Interval time: 6h (CET : CEST)
Interval RWI (RWI1 - RWI2)
Fri. 01/10, 18h (LT)
Forecast date: Fri. 01/10, 00h (UTC)
Departure date: Fri. 01/10, 18h (UTC)
Speed function: Holtslag
No interception
Interception from Named cyclone
Interception from Tracked
Interception from both
RWI1
RWI2
Analysis
No observation
Tracked interception
Named Cyclone Intensity
Tracked cyclone Intensity
Number of GFS ensms. Tracks

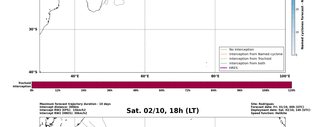

Maximum forecast trajectory duration : 10 days
Interval distance: 200km
Interval time: 6h (CET : CEST)
Interval RWI (RWI1 - RWI2)
Sat. 02/10, 00h (LT)
Forecast date: Fri. 01/10, 00h (UTC)
Departure date: Fri. 01/10, 18h (UTC)
Speed function: Holtslag
No interception
Interception from Named cyclone
Interception from Tracked
Interception from both
RWI1
RWI2
Analysis
No observation
Tracked interception
Named Cyclone Intensity
Tracked cyclone Intensity
Number of GFS ensms. Tracks

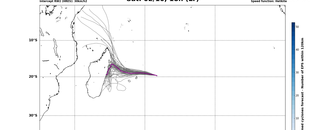

Maximum forecast trajectory duration : 10 days
Interval distance: 200km
Interval time: 6h (CET : CEST)
Interval RWI (RWI1 - RWI2)
Sat. 02/10, 06h (LT)
Forecast date: Fri. 01/10, 00h (UTC)
Departure date: Fri. 01/10, 18h (UTC)
Speed function: Holtslag
No interception
Interception from Named cyclone
Interception from Tracked
Interception from both
RWI1
RWI2
Tracked interception
Named Cyclone Intensity
Tracked cyclone Intensity
Number of GFS ensms. Tracks

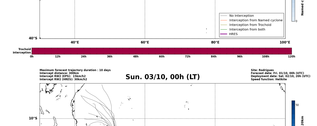

Maximum forecast trajectory duration : 10 days
Interval distance: 200km
Interval time: 6h (CET : CEST)
Interval RWI (RWI1 - RWI2)
Sat. 02/10, 12h (LT)
Forecast date: Fri. 01/10, 00h (UTC)
Departure date: Fri. 01/10, 18h (UTC)
Speed function: Holtslag
No interception
Interception from Named cyclone
Interception from Tracked
Interception from both
RWI1
RWI2
Tracked interception
Named Cyclone Intensity
Tracked cyclone Intensity
Number of GFS ensms. Tracks

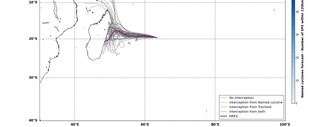

Maximum forecast trajectory duration : 10 days
Interval distance: 200km
Interval time: 6h (CET : CEST)
Interval RWI (RWI1 - RWI2)
Sat. 02/10, 18h (LT)
Forecast date: Fri. 01/10, 00h (UTC)
Departure date: Fri. 01/10, 18h (UTC)
Speed function: Holtslag
No interception
Interception from Named cyclone
Interception from Tracked
Interception from both
RWI1
RWI2
Tracked interception
Named Cyclone Intensity
Tracked cyclone Intensity
Number of GFS ensms. Tracks

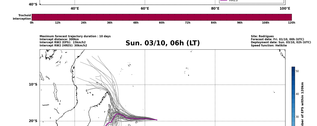

Maximum forecast trajectory duration : 10 days
Interval distance: 200km
Interval time: 6h (CET : CEST)
Interval RWI (RWI1 - RWI2)
Sun. 03/10, 00h (LT)
Forecast date: Fri. 01/10, 00h (UTC)
Departure date: Fri. 01/10, 18h (UTC)
Speed function: Holtslag
No interception
Interception from Named cyclone
Interception from Tracked
Interception from both
RWI1
RWI2
Tracked interception
Named Cyclone Intensity
Tracked cyclone Intensity
Number of GFS ensms. Tracks



Maximum forecast trajectory duration : 10 days
Interval distance: 200km
Interval time: 6h (CET : CEST)
Interval RWI (RWI1 - RWI2)
Sun. 03/10, 06h (LT)
Forecast date: Fri. 01/10, 00h (UTC)
Departure date: Sat. 01/10, 00h (UTC)
Speed function: Holtslag
No interception
Interception from Named cyclone
Interception from Tracked
Interception from both
RWI1
RWI2
Tracked interception
Named Cyclone Intensity
Tracked cyclone Intensity
Number of GFS ensms. Tracks

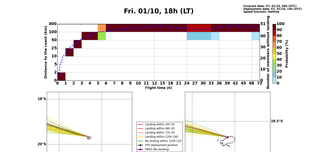

Maximum forecast trajectory duration : 10 days
Interval distance: 200km
Interval time: 6h (CET : CEST)
Interval RWI (RWI1 - RWI2)
Sun. 03/10, 18h (LT)
Forecast date: Fri. 01/10, 00h (UTC)
Departure date: Sat. 01/10, 06h (UTC)
Speed function: Holtslag
No interception
Interception from Named cyclone
Interception from Tracked
Interception from both
RWI1
RWI2
Tracked interception
Named Cyclone Intensity
Tracked cyclone Intensity
Number of GFS ensms. Tracks



Maximum forecast trajectory duration : 10 days
Interval distance: 200km
Interval time: 6h (CET : CEST)
Interval RWI (RWI1 - RWI2)
Mon. 04/10, 06h (LT)
Forecast date: Fri. 01/10, 00h (UTC)
Departure date: Sat. 01/10, 12h (UTC)
Speed function: Holtslag
No interception
Interception from Named cyclone
Interception from Tracked
Interception from both
RWI1
RWI2
Tracked interception
Named Cyclone Intensity
Tracked cyclone Intensity
Number of GFS ensms. Tracks



Maximum forecast trajectory duration : 10 days
Interval distance: 200km
Interval time: 6h (CET : CEST)
Interval RWI (RWI1 - RWI2)
Mon. 04/10, 18h (LT)
Forecast date: Fri. 01/10, 00h (UTC)
Departure date: Sat. 01/10, 18h (UTC)
Speed function: Holtslag
No interception
Interception from Named cyclone
Interception from Tracked
Interception from both
RWI1
RWI2
Tracked interception
Named Cyclone Intensity
Tracked cyclone Intensity
Number of GFS ensms. Tracks

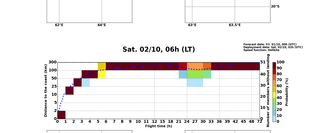

Maximum forecast trajectory duration : 10 days
Interval distance: 200km
Interval time: 6h (CET : CEST)
Interval RWI (RWI1 - RWI2)
Tue. 05/10, 06h (LT)
Forecast date: Fri. 01/10, 00h (UTC)
Departure date: Sun. 01/10, 00h (UTC)
Speed function: Holtslag
No interception
Interception from Named cyclone
Interception from Tracked
Interception from both
RWI1
RWI2
Tracked interception
Named Cyclone Intensity
Tracked cyclone Intensity
Number of GFS ensms. Tracks



Maximum forecast trajectory duration : 10 days
Interval distance: 200km
Interval time: 6h (CET : CEST)
Interval RWI (RWI1 - RWI2)
Wed. 06/10, 06h (LT)
Forecast date: Fri. 01/10, 00h (UTC)
Departure date: Mon. 01/10, 00h (UTC)
Speed function: Holtslag
No interception
Interception from Named cyclone
Interception from Tracked
Interception from both
RWI1
RWI2
Tracked interception
Named Cyclone Intensity
Tracked cyclone Intensity
Number of GFS ensms. Tracks

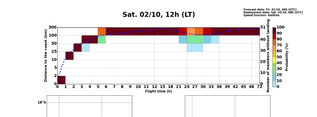

Fri. 01/10, 18h (LT)
Forecast date: Fri. 01/10, 00h (UTC)
Departure date: Fri. 01/10, 18h (UTC)
Speed function: Holtslag
Distance to the coast (km)
Flight time (h)
Probability (%)
Landing within 24h (0)
Landing within 48h (0)
Landing within 72h (0)
Landing within 120h (0)
No landing within 120h (0)
EPS deployment portion
HRES (1/20)



Sat. 02/10, 00h (LT)
Forecast date: Fri. 01/10, 00h (UTC)
Departure date: Fri. 01/10, 18h (UTC)
Speed function: Holtslag
Distance to the coast (km)
Flight time (h)
Probability (%)
Landing within 24h (0)
Landing within 48h (0)
Landing within 72h (0)
Landing within 120h (0)
No landing within 120h (0)
EPS deployment portion
HRES (1/20)



Sat. 02/10, 06h (LT)
Forecast date: Fri. 01/10, 00h (UTC)
Departure date: Fri. 01/10, 18h (UTC)
Speed function: Holtslag
Distance to the coast (km)
Flight time (h)
Probability (%)
Landing within 24h (0)
Landing within 48h (0)
Landing within 72h (0)
Landing within 120h (0)
No landing within 120h (0)
EPS deployment portion
HRES (1/20)



Sat. 02/10, 12h (LT)
Forecast date: Fri. 01/10, 00h (UTC)
Departure date: Fri. 01/10, 18h (UTC)
Speed function: Holtslag
Distance to the coast (km)
Flight time (h)
Probability (%)
Landing within 24h (0)
Landing within 48h (0)
Landing within 72h (0)
Landing within 120h (0)
No landing within 120h (0)
EPS deployment portion
HRES (1/20)



Sat. 02/10, 18h (LT)
Forecast date: Fri. 01/10, 00h (UTC)
Departure date: Sat. 01/10, 00h (UTC)
Speed function: Holtslag
Distance to the coast (km)
Flight time (h)
Probability (%)
Landing within 24h (0)
Landing within 48h (0)
Landing within 72h (0)
Landing within 120h (0)
No landing within 120h (0)
EPS deployment portion
HRES (1/20)

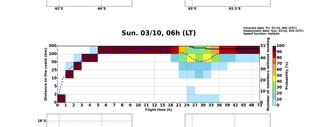

Sun. 03/10, 00h (LT)
Forecast date: Fri. 01/10, 00h (UTC)
Departure date: Sat. 01/10, 06h (UTC)
Speed function: Holtslag
Distance to the coast (km)
Flight time (h)
Probability (%)
Landing within 24h (0)
Landing within 48h (0)
Landing within 72h (0)
Landing within 120h (0)
No landing within 120h (0)
EPS deployment portion
HRES (1/20)



Sun. 03/10, 06h (LT)
Forecast date: Fri. 01/10, 00h (UTC)
Departure date: Sat. 01/10, 12h (UTC)
Speed function: Holtslag
Distance to the coast (km)
Flight time (h)
Probability (%)
Landing within 24h (0)
Landing within 48h (0)
Landing within 72h (0)
Landing within 120h (0)
No landing within 120h (0)
EPS deployment portion
HRES (1/20)


Sun. 03/10, 18h (LT)
Forecast date: Fri. 01/10, 00h (UTC)
Departure date: Sat. 01/10, 18h (UTC)
Speed function: Holtslag
Distance to the coast (km)
Flight time (h)
Probability (%)
Landing within 24h (0)
Landing within 48h (0)
Landing within 72h (0)
Landing within 120h (0)
No landing within 120h (0)
EPS deployment portion
HRES (1/20)


Mon. 04/10, 06h (LT)
Forecast date: Fri. 01/10, 00h (UTC)
Departure date: Sun. 01/10, 00h (UTC)
Speed function: Holtslag
Distance to the coast (km)
Flight time (h)
Probability (%)
Landing within 24h (0)
Landing within 48h (0)
Landing within 72h (0)
Landing within 120h (0)
No landing within 120h (0)
EPS deployment portion
HRES (No landing)


Mon. 04/10, 18h (LT)
Forecast date: Fri. 01/10, 00h (UTC)
Departure date: Sun. 01/10, 06h (UTC)
Speed function: Holtslag
Distance to the coast (km)
Flight time (h)
Probability (%)
Landing within 24h (0)
Landing within 48h (0)
Landing within 72h (0)
Landing within 120h (0)
No landing within 120h (0)
EPS deployment portion
HRES (No landing)


Tue. 05/10, 06h (LT)
Forecast date: Fri. 01/10, 00h (UTC)
Departure date: Sun. 01/10, 12h (UTC)
Speed function: Holtslag
Distance to the coast (km)
Flight time (h)
Probability (%)
Landing within 24h (0)
Landing within 48h (0)
Landing within 72h (0)
Landing within 120h (0)
No landing within 120h (0)
EPS deployment portion
HRES (No landing)


Wed. 06/10, 06h (LT)
Forecast date: Fri. 01/10, 00h (UTC)
Departure date: Mon. 01/10, 00h (UTC)
Speed function: Holtslag
Distance to the coast (km)
Flight time (h)
Probability (%)
Landing within 24h (0)
Landing within 48h (0)
Landing within 72h (0)
Landing within 120h (0)
No landing within 120h (0)
EPS deployment portion
HRES (No landing)