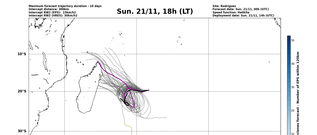
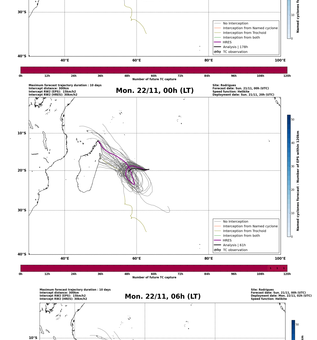
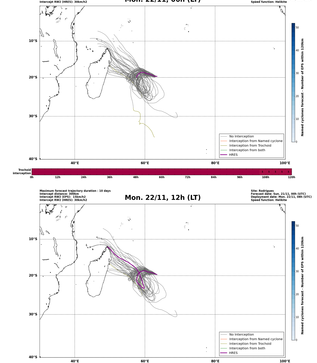
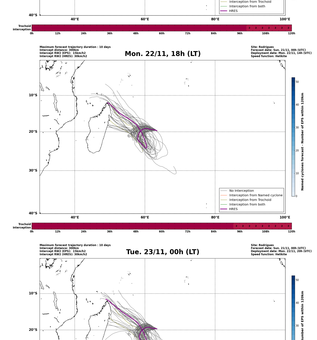
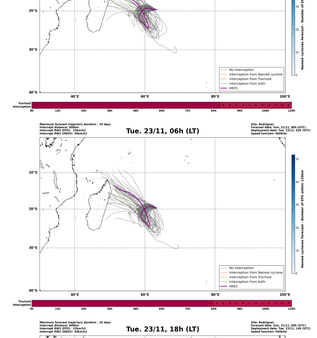

Analysis
Statistics forecast (ARIS)
Data not available
Forecast date: Sun. 21/11, 00h (UTC)
Site: Rodrigues
Speed function: Holtslag
Wetfront: 0 (15/30km/h2)
Sun. 21/11, 18h
Mon. 22/11, 06h
Mon. 22/11, 18h
Tue. 23/11, 06h
Wed. 24/11, 06h
Thu. 25/11, 06h
Fri. 26/11, 06h
Day (cyclone time (UT))
Interrupt time (h)
Measurement time (h)
Number of members
Displacement date (start)
Displacement date (end)
TC Central Pressure at interrupt time (hPa)
Minimum TC pressure during measurement period (hPa)
Minimum of pressure within 300km during interrupt period
Deepest minimum of pressure within 300km during measurement period
Integrated RW2 (m/s)

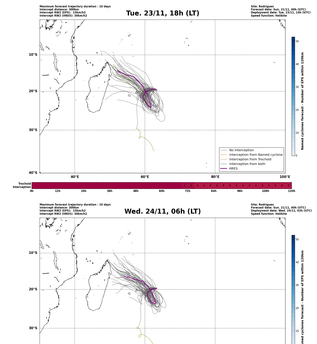

Analysis
Statistics forecast (ARIS)
Data not available
Forecast date: Sun. 21/11, 00h (UTC)
Site: Rodrigues
Speed function: Holtslag
Wetfront: 0 (15/30km/h2)
Sun. 21/11, 18h
Mon. 22/11, 06h
Mon. 22/11, 18h
Tue. 23/11, 06h
Wed. 24/11, 06h
Thu. 25/11, 06h
Fri. 26/11, 06h
Day (cyclone time (UT))
Interrupt time (h)
Measurement time (h)
Number of members
Displacement date (start)
Displacement date (end)
TC Central Pressure at interrupt time (hPa)
Minimum TC pressure during measurement period (hPa)
Minimum of pressure within 300km during interrupt period
Deepest minimum of pressure within 300km during measurement period
Integrated RW2 (m/s)

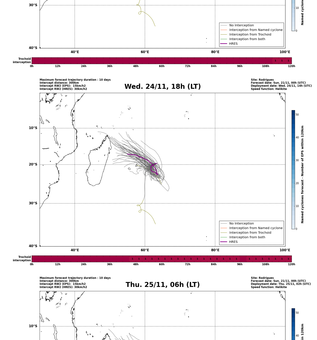

Sun. 21/11, 18h (LT)
Maximum forward trajectory duration : 10 days
Interval between 2 trajectories : 3H
Interval RW1 (ARIS) : 24h(s)
Interval RW2 (ARIS) : 24h(s)
Site: Rodrigues
Forecast date: Sun. 21/11, 00h (UTC)
Speed function: Holtslag
Displacement date: Sun. 21/11, 18h (UTC)
No interruption
Interruption from Named cyclone
Interruption from Tracked
Interruption from both
ARIS
Analysis (-72h)
Offer TC observation
Number of hours TC capture
Tracked cyclone forecast - Number of grid points 1/16min
Tracked cyclone intensity

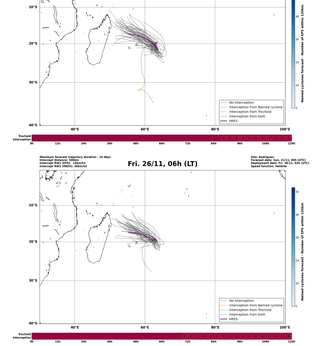

Mon. 22/11, 00h (LT)
Maximum forward trajectory duration : 10 days
Interval between 2 trajectories : 3H
Interval RW1 (ARIS) : 24h(s)
Interval RW2 (ARIS) : 24h(s)
Site: Rodrigues
Forecast date: Sun. 21/11, 00h (UTC)
Speed function: Holtslag
Displacement date: Sun. 21/11, 18h (UTC)
No interruption
Interruption from Named cyclone
Interruption from Tracked
Interruption from both
ARIS
Analysis (-72h)
Offer TC observation
Number of hours TC capture
Tracked cyclone forecast - Number of grid points 1/16min
Tracked cyclone intensity


Mon. 22/11, 06h (LT)
Maximum forward trajectory duration : 10 days
Interval between 2 trajectories : 3H
Interval RW1 (ARIS) : 24h(s)
Interval RW2 (ARIS) : 24h(s)
Site: Rodrigues
Forecast date: Sun. 21/11, 00h (UTC)
Speed function: Holtslag
Displacement date: Mon. 22/11, 00h (UTC)
No interruption
Interruption from Named cyclone
Interruption from Tracked
Interruption from both
ARIS
Tracked cyclone forecast - Number of grid points 1/16min
Tracked cyclone intensity


Mon. 22/11, 12h (LT)
Maximum forward trajectory duration : 10 days
Interval between 2 trajectories : 3H
Interval RW1 (ARIS) : 24h(s)
Interval RW2 (ARIS) : 24h(s)
Site: Rodrigues
Forecast date: Sun. 21/11, 00h (UTC)
Speed function: Holtslag
Displacement date: Mon. 22/11, 06h (UTC)
No interruption
Interruption from Named cyclone
Interruption from Tracked
Interruption from both
ARIS
Tracked cyclone forecast - Number of grid points 1/16min
Tracked cyclone intensity


Mon. 22/11, 18h (LT)
Maximum forward trajectory duration : 10 days
Interval between 2 trajectories : 3H
Interval RW1 (ARIS) : 24h(s)
Interval RW2 (ARIS) : 24h(s)
Site: Rodrigues
Forecast date: Sun. 21/11, 00h (UTC)
Speed function: Holtslag
Displacement date: Mon. 22/11, 12h (UTC)
No interruption
Interruption from Named cyclone
Interruption from Tracked
Interruption from both
ARIS
Tracked cyclone forecast - Number of grid points 1/16min
Tracked cyclone intensity


Tue. 23/11, 00h (LT)
Maximum forward trajectory duration : 10 days
Interval between 2 trajectories : 3H
Interval RW1 (ARIS) : 24h(s)
Interval RW2 (ARIS) : 24h(s)
Site: Rodrigues
Forecast date: Sun. 21/11, 00h (UTC)
Speed function: Holtslag
Displacement date: Tue. 23/11, 00h (UTC)
No interruption
Interruption from Named cyclone
Interruption from Tracked
Interruption from both
ARIS
Tracked cyclone forecast - Number of grid points 1/16min
Tracked cyclone intensity


Tue. 23/11, 06h (LT)
Maximum forward trajectory duration : 10 days
Interval between 2 trajectories : 3H
Interval RW1 (ARIS) : 24h(s)
Interval RW2 (ARIS) : 24h(s)
Site: Rodrigues
Forecast date: Sun. 21/11, 00h (UTC)
Speed function: Holtslag
Displacement date: Tue. 23/11, 00h (UTC)
No interruption
Interruption from Named cyclone
Interruption from Tracked
Interruption from both
ARIS
Tracked cyclone forecast - Number of grid points 1/16min
Tracked cyclone intensity