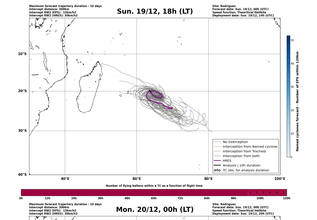
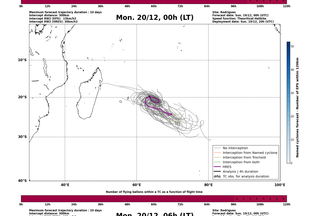
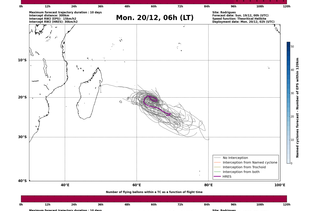
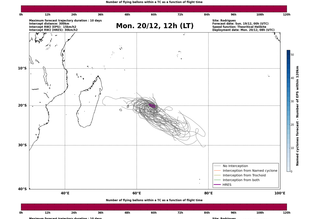

Analysis
Deterministic forecast (HRES)
Data not available
Forecast date: Sun. 19/12, 00h (UTC)
Site: Rodrigues
Speed function: Theoretical Holthe
Deployment date: Sun. 19/12, 18h (LT)
Deployment date (hour)
Time interval (day)
Number of members
Interception time (h)
Measurement time (h)
TC Central Pressure at interception time (hPa)
Minimum TC pressure during measurement period (hPa)

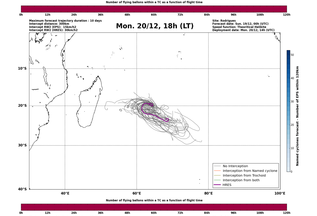

Minimum of pressure within 300km during measurement period
Deepest minimum of pressure within 300km during measurement period
Integrated RIAT (m/s)

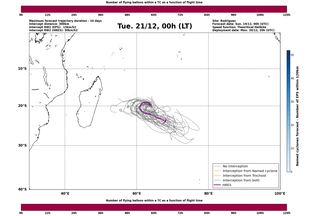
Sun. 19/12, 18h (LT)
Maximum forecast trajectory duration = 10 days
Intercept distance: 300km
Intercept RIAT (m/s): 15m/s
Deployment date: Sun. 19/12, 18h (LT)
Site: Rodrigues
Forecast date: Sun. 19/12, 00h (UTC)
Speed function: Theoretical Holthe
Deployment date: Sun. 19/12, 18h (LT)
No interception
Interception from Named cyclone
Interception from Tracked
Interception from both
HRES
Analysis 1-10h duration
Analysis 7-9h duration
Number of flying buffers within a TC as a function of flight time
Nested cyclones threshold - Number of pink circles: 11
Number of pink circles: 11

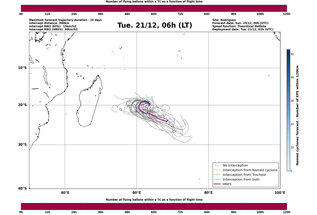

Mon. 20/12, 00h (LT)
Maximum forecast trajectory duration = 10 days
Intercept distance: 300km
Intercept RIAT (m/s): 15m/s
Deployment date: Sun. 19/12, 18h (LT)
Site: Rodrigues
Forecast date: Sun. 19/12, 00h (UTC)
Speed function: Theoretical Holthe
Deployment date: Sun. 19/12, 18h (LT)
No interception
Interception from Named cyclone
Interception from Tracked
Interception from both
HRES
Analysis 1-6h duration
Analysis 7-9h duration
Number of flying buffers within a TC as a function of flight time
Nested cyclones threshold - Number of pink circles: 11
Number of pink circles: 11

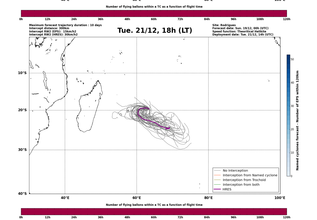

Mon. 20/12, 06h (LT)
Maximum forecast trajectory duration = 10 days
Intercept distance: 300km
Intercept RIAT (m/s): 15m/s
Deployment date: Sun. 19/12, 18h (LT)
Site: Rodrigues
Forecast date: Sun. 19/12, 00h (UTC)
Speed function: Theoretical Holthe
Deployment date: Mon. 20/12, 06h (LT)
No interception
Interception from Named cyclone
Interception from Tracked
Interception from both
HRES
Number of flying buffers within a TC as a function of flight time
Nested cyclones threshold - Number of pink circles: 11
Number of pink circles: 11

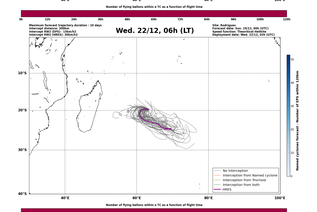

Mon. 20/12, 12h (LT)
Maximum forecast trajectory duration = 10 days
Intercept distance: 300km
Intercept RIAT (m/s): 15m/s
Deployment date: Sun. 19/12, 18h (LT)
Site: Rodrigues
Forecast date: Sun. 19/12, 00h (UTC)
Speed function: Theoretical Holthe
Deployment date: Mon. 20/12, 12h (LT)
No interception
Interception from Named cyclone
Interception from Tracked
Interception from both
HRES
Number of flying buffers within a TC as a function of flight time
Nested cyclones threshold - Number of pink circles: 11
Number of pink circles: 11

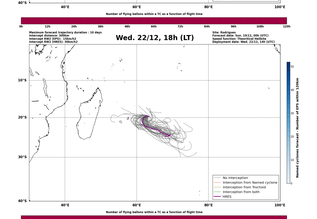

Mon. 20/12, 18h (LT)
Maximum forecast trajectory duration = 10 days
Intercept distance: 300km
Intercept RIAT (m/s): 15m/s
Deployment date: Sun. 19/12, 18h (LT)
Site: Rodrigues
Forecast date: Sun. 19/12, 00h (UTC)
Speed function: Theoretical Holthe
Deployment date: Mon. 20/12, 18h (LT)
No interception
Interception from Named cyclone
Interception from Tracked
Interception from both
HRES
Number of flying buffers within a TC as a function of flight time
Nested cyclones threshold - Number of pink circles: 11
Number of pink circles: 11

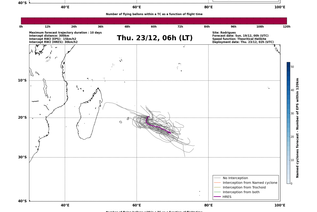

Tue. 21/12, 00h (LT)
Maximum forecast trajectory duration = 10 days
Intercept distance: 300km
Intercept RIAT (m/s): 15m/s
Deployment date: Sun. 19/12, 18h (LT)
Site: Rodrigues
Forecast date: Sun. 19/12, 00h (UTC)
Speed function: Theoretical Holthe
Deployment date: Tue. 21/12, 00h (LT)
No interception
Interception from Named cyclone
Interception from Tracked
Interception from both
HRES
Number of flying buffers within a TC as a function of flight time
Nested cyclones threshold - Number of pink circles: 11
Number of pink circles: 11

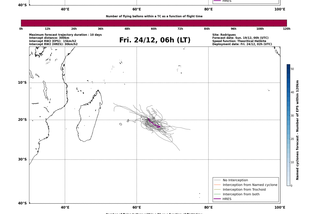

Tue. 21/12, 06h (LT)
Maximum forecast trajectory duration = 10 days
Intercept distance: 300km
Intercept RIAT (m/s): 15m/s
Deployment date: Sun. 19/12, 18h (LT)
Site: Rodrigues
Forecast date: Sun. 19/12, 00h (UTC)
Speed function: Theoretical Holthe
Deployment date: Tue. 21/12, 06h (LT)
No interception
Interception from Named cyclone
Interception from Tracked
Interception from both
HRES
Number of flying buffers within a TC as a function of flight time
Nested cyclones threshold - Number of pink circles: 11
Number of pink circles: 11


Tue. 21/12, 18h (LT)
Maximum forecast trajectory duration = 10 days
Intercept distance: 300km
Intercept RIAT (m/s): 15m/s
Deployment date: Sun. 19/12, 18h (LT)
Site: Rodrigues
Forecast date: Sun. 19/12, 00h (UTC)
Speed function: Theoretical Holthe
Deployment date: Tue. 21/12, 18h (LT)
No interception
Interception from Named cyclone
Interception from Tracked
Interception from both
HRES
Number of flying buffers within a TC as a function of flight time
Nested cyclones threshold - Number of pink circles: 11
Number of pink circles: 11

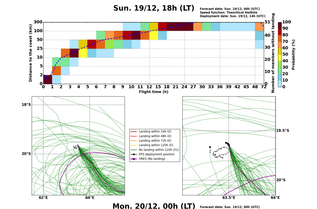

Wed. 22/12, 06h (LT)
Maximum forecast trajectory duration = 10 days
Intercept distance: 300km
Intercept RIAT (m/s): 15m/s
Deployment date: Sun. 19/12, 18h (LT)
Site: Rodrigues
Forecast date: Sun. 19/12, 00h (UTC)
Speed function: Theoretical Holthe
Deployment date: Wed. 22/12, 06h (LT)
No interception
Interception from Named cyclone
Interception from Tracked
Interception from both
HRES
Number of flying buffers within a TC as a function of flight time
Nested cyclones threshold - Number of pink circles: 11
Number of pink circles: 11

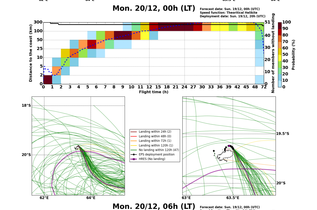

Wed. 22/12, 18h (LT)
Maximum forecast trajectory duration = 10 days
Intercept distance: 300km
Intercept RIAT (m/s): 15m/s
Deployment date: Sun. 19/12, 18h (LT)
Site: Rodrigues
Forecast date: Sun. 19/12, 00h (UTC)
Speed function: Theoretical Holthe
Deployment date: Wed. 22/12, 18h (LT)
No interception
Interception from Named cyclone
Interception from Tracked
Interception from both
HRES
Number of flying buffers within a TC as a function of flight time
Nested cyclones threshold - Number of pink circles: 11
Number of pink circles: 11

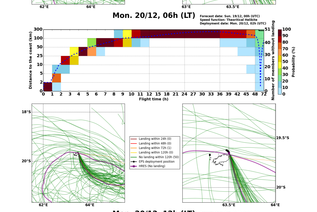

Thu. 23/12, 06h (LT)
Maximum forecast trajectory duration = 10 days
Intercept distance: 300km
Intercept RIAT (m/s): 15m/s
Deployment date: Sun. 19/12, 18h (LT)
Site: Rodrigues
Forecast date: Sun. 19/12, 00h (UTC)
Speed function: Theoretical Holthe
Deployment date: Thu. 23/12, 06h (LT)
No interception
Interception from Named cyclone
Interception from Tracked
Interception from both
HRES
Number of flying buffers within a TC as a function of flight time
Nested cyclones threshold - Number of pink circles: 11
Number of pink circles: 11



Fri. 24/12, 06h (LT)
Maximum forecast trajectory duration = 10 days
Intercept distance: 300km
Intercept RIAT (m/s): 15m/s
Deployment date: Sun. 19/12, 18h (LT)
Site: Rodrigues
Forecast date: Sun. 19/12, 00h (UTC)
Speed function: Theoretical Holthe
Deployment date: Fri. 24/12, 06h (LT)
No interception
Interception from Named cyclone
Interception from Tracked
Interception from both
HRES
Number of flying buffers within a TC as a function of flight time
Nested cyclones threshold - Number of pink circles: 11
Number of pink circles: 11

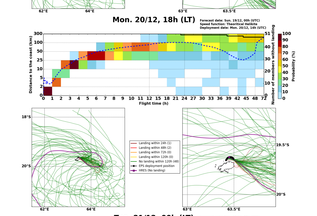
Analysis
Deterministic forecast (HRES)
Data not available
Forecast date: Sun. 19/12, 00h (UTC)
Site: Rodrigues
Speed function: Theoretical Holthe
Deployment date: Sun. 19/12, 18h (LT)
Deployment date (hour)
Time interval (day)
Number of members
Interception time (h)
Measurement time (h)
Minimum of pressure within 300km during measurement period
Deepest minimum of pressure within 300km during measurement period
Integrated RIAT (m/s)

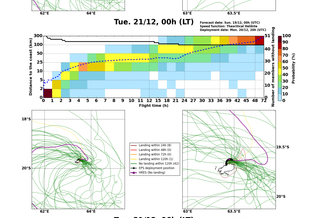

Sun. 19/12, 18h (LT)
Forecast date: Sun. 19/12, 00h (UTC)
Speed function: Theoretical Holthe
Deployment date: Sun. 19/12, 18h (LT)
Distance to the coast (km)
Flight time (h)
Landing within 24h (0)
Landing within 48h (0)
Landing within 72h (0)
Landing within 120h (0)
No landing within 120h (all)
PPS deployment position
HRES (No landing)
Nested cyclones threshold - Number of pink circles: 11

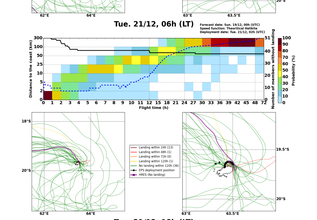

Mon. 20/12, 00h (LT)
Forecast date: Sun. 19/12, 00h (UTC)
Speed function: Theoretical Holthe
Deployment date: Sun. 19/12, 18h (LT)
Distance to the coast (km)
Flight time (h)
Landing within 24h (0)
Landing within 48h (0)
Landing within 72h (0)
Landing within 120h (0)
No landing within 120h (all)
PPS deployment position
HRES (No landing)
Nested cyclones threshold - Number of pink circles: 11



Mon. 20/12, 06h (LT)
Forecast date: Sun. 19/12, 00h (UTC)
Speed function: Theoretical Holthe
Deployment date: Mon. 20/12, 06h (LT)
Distance to the coast (km)
Flight time (h)
Landing within 24h (0)
Landing within 48h (0)
Landing within 72h (0)
Landing within 120h (0)
No landing within 120h (all)
PPS deployment position
HRES (No landing)
Nested cyclones threshold - Number of pink circles: 11



Mon. 20/12, 12h (LT)
Forecast date: Sun. 19/12, 00h (UTC)
Speed function: Theoretical Holthe
Deployment date: Mon. 20/12, 12h (LT)
Distance to the coast (km)
Flight time (h)
Landing within 24h (0)
Landing within 48h (0)
Landing within 72h (0)
Landing within 120h (0)
No landing within 120h (all)
PPS deployment position
HRES (No landing)
Nested cyclones threshold - Number of pink circles: 11

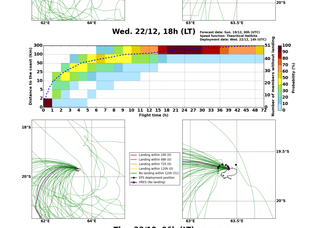

Mon. 20/12, 18h (LT)
Forecast date: Sun. 19/12, 00h (UTC)
Speed function: Theoretical Holthe
Deployment date: Mon. 20/12, 18h (LT)
Distance to the coast (km)
Flight time (h)
Landing within 24h (0)
Landing within 48h (1)
Landing within 72h (1)
Landing within 120h (1)
No landing within 120h (all)
PPS deployment position
HRES (No landing)
Nested cyclones threshold - Number of pink circles: 11

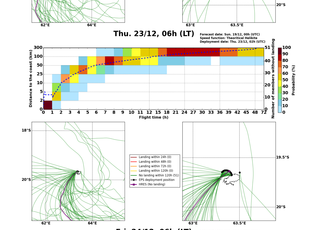

Tue. 21/12, 00h (LT)
Forecast date: Sun. 19/12, 00h (UTC)
Speed function: Theoretical Holthe
Deployment date: Tue. 21/12, 00h (LT)
Distance to the coast (km)
Flight time (h)
Landing within 24h (0)
Landing within 48h (0)
Landing within 72h (0)
Landing within 120h (1)
No landing within 120h (all)
PPS deployment position
HRES (No landing)
Nested cyclones threshold - Number of pink circles: 11

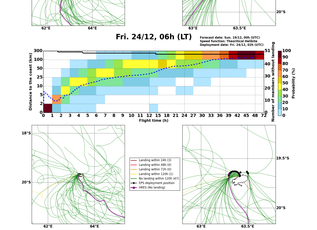

Tue. 21/12, 06h (LT)
Forecast date: Sun. 19/12, 00h (UTC)
Speed function: Theoretical Holthe
Deployment date: Tue. 21/12, 06h (LT)
Distance to the coast (km)
Flight time (h)
Landing within 24h (0)
Landing within 48h (0)
Landing within 72h (0)
Landing within 120h (1)
No landing within 120h (all)
PPS deployment position
HRES (No landing)
Nested cyclones threshold - Number of pink circles: 11


Tue. 21/12, 18h (LT)
Forecast date: Sun. 19/12, 00h (UTC)
Speed function: Theoretical Holthe
Deployment date: Tue. 21/12, 18h (LT)
Distance to the coast (km)
Flight time (h)
Landing within 24h (0)
Landing within 48h (0)
Landing within 72h (0)
Landing within 120h (1)
No landing within 120h (all)
PPS deployment position
HRES (No landing)
Nested cyclones threshold - Number of pink circles: 11


Wed. 22/12, 06h (LT)
Forecast date: Sun. 19/12, 00h (UTC)
Speed function: Theoretical Holthe
Deployment date: Wed. 22/12, 06h (LT)
Distance to the coast (km)
Flight time (h)
Landing within 24h (0)
Landing within 48h (0)
Landing within 72h (0)
Landing within 120h (1)
No landing within 120h (all)
PPS deployment position
HRES (No landing)
Nested cyclones threshold - Number of pink circles: 11


Wed. 22/12, 18h (LT)
Forecast date: Sun. 19/12, 00h (UTC)
Speed function: Theoretical Holthe
Deployment date: Wed. 22/12, 18h (LT)
Distance to the coast (km)
Flight time (h)
Landing within 24h (0)
Landing within 48h (0)
Landing within 72h (0)
Landing within 120h (1)
No landing within 120h (all)
PPS deployment position
HRES (No landing)
Nested cyclones threshold - Number of pink circles: 11


Thu. 23/12, 06h (LT)
Forecast date: Sun. 19/12, 00h (UTC)
Speed function: Theoretical Holthe
Deployment date: Thu. 23/12, 06h (LT)
Distance to the coast (km)
Flight time (h)
Landing within 24h (0)
Landing within 48h (0)
Landing within 72h (0)
Landing within 120h (1)
No landing within 120h (all)
PPS deployment position
HRES (No landing)
Nested cyclones threshold - Number of pink circles: 11


Fri. 24/12, 06h (LT)
Forecast date: Sun. 19/12, 00h (UTC)
Speed function: Theoretical Holthe
Deployment date: Fri. 24/12, 06h (LT)
Distance to the coast (km)
Flight time (h)
Landing within 24h (0)
Landing within 48h (0)
Landing within 72h (0)
Landing within 120h (1)
No landing within 120h (all)
PPS deployment position
HRES (No landing)
Nested cyclones threshold - Number of pink circles: 11