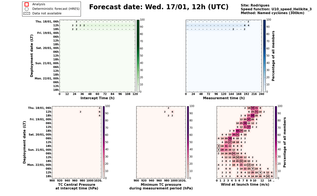
Analysis
Synoptic forecast (ARIS)
Data not available
Forecast date: Wed. 17/01, 12h (UTC)
Site: Rodrigues
Speed function: V10_speed_Hellida_1
Balloon: 1500 g (30.0Nm3/s)
Interrupt Time (h)
Measurement time (h)
Percentage of set numbers
Thu. 18/01, 06h
Fri. 19/01, 00h
Fri. 19/01, 06h
Fri. 19/01, 12h
Fri. 19/01, 18h
Sat. 20/01, 00h
Sat. 20/01, 06h
Sun. 21/01, 00h
Sun. 21/01, 06h
Mon. 22/01, 00h
TC Central Pressure at Interrupt time (hPa)
Minimum TC pressure during measurement period (hPa)
Wind at launch time (m/s)
Minimum of pressure within 300km at interrupt time (hPa)
Deepest minimum of pressure within 300km during measurement period
Integrated Ri#2 (m/s)

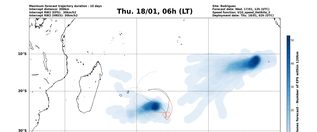
Thu. 18/01, 06h
Thu. 18/01, 12h
Thu. 18/01, 18h
Fri. 19/01, 00h
Fri. 19/01, 06h
Fri. 19/01, 12h
Fri. 19/01, 18h
Sat. 20/01, 00h
Sat. 20/01, 06h
Sun. 21/01, 00h
Sun. 21/01, 06h
Mon. 22/01, 00h
Maximum forecast trajectory duration : 10 days
Interrupt distance: 300km
Interrupt RH2 (ERA5) : 90km/h
Interrupt RH2 (GNS): 90km/h
Site: Rodrigues
Forecast date: Wed. 17/01, 12h (UTC)
Speed function: V10_speed_Hellida_1
Deployment date: Thu. 18/01, 06h (UTC)
No interception
Interception from Named cyclone
Interception from Tracheid
Interception from both
IABES
Percentage of flying ballons within a TC as a function of flight time
Nomad cyclones threshold : Number of GPS within 150km


Thu. 18/01, 06h
Thu. 18/01, 12h
Thu. 18/01, 18h
Fri. 19/01, 00h
Fri. 19/01, 06h
Fri. 19/01, 12h
Fri. 19/01, 18h
Sat. 20/01, 00h
Sat. 20/01, 06h
Sun. 21/01, 00h
Sun. 21/01, 06h
Mon. 22/01, 00h
Site: Rodrigues
Forecast date: Wed. 17/01, 12h (UTC)
Speed function: V10_speed_Hellida_1
Balloon: 1500 g (30.0Nm3/s)
Deployment date: Thu. 18/01, 06h (UTC)
Distance to the coast (km)
Flight time (h)
Landing within 100 (SE)
Landing within 400 (S)
Landing within 720 (S)
Landing within 1200 (S)
No landing within 1200 (ST)
FPS deployment position
HRES (ISO)
HRES (No landing)