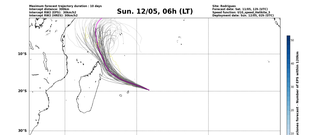





Analysis
Deterministic forecast (HRES)
Data not available
Forecast date: Sat. 11/05, 12h (UTC)
Site: Rodrigues
Speed function: V10_speed_Hellida_3
Measurement time: 10h (36h/6h/2)
Sun. 11/05, 18h
Mon. 11/06, 00h
Mon. 11/06, 06h
Mon. 11/06, 12h
Tue. 11/06, 18h
Wed. 11/07, 00h
Wed. 11/07, 06h
Thu. 11/07, 12h
Interrupt time (h)
Measurement time (h)
Percentage of set numbers (%)
TC Central Pressure at interrupt time (hPa)
Minimum TC pressure during measurement period (hPa)
Wind at launch time (m/s)
Minimum of pressure within 300km at interrupt time (hPa)
Deepest minimum of pressure within 300km during measurement period
Integrated RWI2 (m/s)

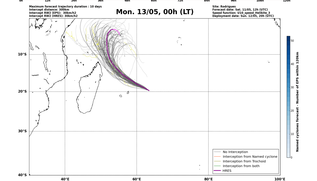

Maximum forecast trajectory duration : 10 days
Interrupt distance, 300km
Interrupt RWI2 (IWI2) : 30m/s(2)
Measurement RWI2 (IWI2) : 30m/s(2)
Site: Rodrigues
Forecast date: Sat. 11/05, 12h (UTC)
Speed function: V10_speed_Hellida_3
Deployment date: Sun. 11/05, 18h (UTC)
Sun. 12/05, 06h (LT)
No interception
Interception from Named cyclone
Interception from Tracheid
Interception from both
HWES
Percentage of flying ballons within a TC as a function of flight time
Nomed cyclones threshold - Number of LPA within 1150km



Maximum forecast trajectory duration : 10 days
Interrupt distance, 300km
Interrupt RWI2 (IWI2) : 30m/s(2)
Measurement RWI2 (IWI2) : 30m/s(2)
Site: Rodrigues
Forecast date: Sat. 11/05, 12h (UTC)
Speed function: V10_speed_Hellida_3
Deployment date: Sun. 12/05, 00h (LT)
Sun. 12/05, 12h (LT)
No interception
Interception from Named cyclone
Interception from Tracheid
Interception from both
HWES
Percentage of flying ballons within a TC as a function of flight time
Nomed cyclones threshold - Number of LPA within 1150km



Maximum forecast trajectory duration : 10 days
Interrupt distance, 300km
Interrupt RWI2 (IWI2) : 30m/s(2)
Measurement RWI2 (IWI2) : 30m/s(2)
Site: Rodrigues
Forecast date: Sat. 11/05, 12h (UTC)
Speed function: V10_speed_Hellida_3
Deployment date: Sun. 12/05, 06h (LT)
Sun. 12/05, 18h (LT)
No interception
Interception from Named cyclone
Interception from Tracheid
Interception from both
HWES
Percentage of flying ballons within a TC as a function of flight time
Nomed cyclones threshold - Number of LPA within 1150km

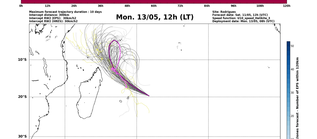

Maximum forecast trajectory duration : 10 days
Interrupt distance, 300km
Interrupt RWI2 (IWI2) : 30m/s(2)
Measurement RWI2 (IWI2) : 30m/s(2)
Site: Rodrigues
Forecast date: Sat. 11/05, 12h (UTC)
Speed function: V10_speed_Hellida_3
Deployment date: Sun. 12/05, 12h (LT)
Mon. 13/05, 00h (LT)
No interception
Interception from Named cyclone
Interception from Tracheid
Interception from both
HWES
Percentage of flying ballons within a TC as a function of flight time
Nomed cyclones threshold - Number of LPA within 1150km



Maximum forecast trajectory duration : 10 days
Interrupt distance, 300km
Interrupt RWI2 (IWI2) : 30m/s(2)
Measurement RWI2 (IWI2) : 30m/s(2)
Site: Rodrigues
Forecast date: Sat. 11/05, 12h (UTC)
Speed function: V10_speed_Hellida_3
Deployment date: Sun. 12/05, 18h (LT)
Mon. 13/05, 06h (LT)
No interception
Interception from Named cyclone
Interception from Tracheid
Interception from both
HWES
Percentage of flying ballons within a TC as a function of flight time
Nomed cyclones threshold - Number of LPA within 1150km



Maximum forecast trajectory duration : 10 days
Interrupt distance, 300km
Interrupt RWI2 (IWI2) : 30m/s(2)
Measurement RWI2 (IWI2) : 30m/s(2)
Site: Rodrigues
Forecast date: Sat. 11/05, 12h (UTC)
Speed function: V10_speed_Hellida_3
Deployment date: Mon. 13/05, 00h (LT)
Mon. 13/05, 12h (LT)
No interception
Interception from Named cyclone
Interception from Tracheid
Interception from both
HWES
Percentage of flying ballons within a TC as a function of flight time
Nomed cyclones threshold - Number of LPA within 1150km

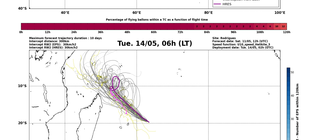

Maximum forecast trajectory duration : 10 days
Interrupt distance, 300km
Interrupt RWI2 (IWI2) : 30m/s(2)
Measurement RWI2 (IWI2) : 30m/s(2)
Site: Rodrigues
Forecast date: Sat. 11/05, 12h (UTC)
Speed function: V10_speed_Hellida_3
Deployment date: Mon. 13/05, 06h (LT)
Mon. 13/05, 18h (LT)
No interception
Interception from Named cyclone
Interception from Tracheid
Interception from both
HWES
Percentage of flying ballons within a TC as a function of flight time
Nomed cyclones threshold - Number of LPA within 1150km



Maximum forecast trajectory duration : 10 days
Interrupt distance, 300km
Interrupt RWI2 (IWI2) : 30m/s(2)
Measurement RWI2 (IWI2) : 30m/s(2)
Site: Rodrigues
Forecast date: Sat. 11/05, 12h (UTC)
Speed function: V10_speed_Hellida_3
Deployment date: Mon. 13/05, 12h (LT)
Tue. 14/05, 06h (LT)
No interception
Interception from Named cyclone
Interception from Tracheid
Interception from both
HWES
Percentage of flying ballons within a TC as a function of flight time
Nomed cyclones threshold - Number of LPA within 1150km



Maximum forecast trajectory duration : 10 days
Interrupt distance, 300km
Interrupt RWI2 (IWI2) : 30m/s(2)
Measurement RWI2 (IWI2) : 30m/s(2)
Site: Rodrigues
Forecast date: Sat. 11/05, 12h (UTC)
Speed function: V10_speed_Hellida_3
Deployment date: Mon. 13/05, 18h (LT)
Tue. 14/05, 18h (LT)
No interception
Interception from Named cyclone
Interception from Tracheid
Interception from both
HWES
Percentage of flying ballons within a TC as a function of flight time
Nomed cyclones threshold - Number of LPA within 1150km



Maximum forecast trajectory duration : 10 days
Interrupt distance, 300km
Interrupt RWI2 (IWI2) : 30m/s(2)
Measurement RWI2 (IWI2) : 30m/s(2)
Site: Rodrigues
Forecast date: Sat. 11/05, 12h (UTC)
Speed function: V10_speed_Hellida_3
Deployment date: Tue. 14/05, 06h (LT)
Wed. 15/05, 06h (LT)
No interception
Interception from Named cyclone
Interception from Tracheid
Interception from both
HWES
Percentage of flying ballons within a TC as a function of flight time
Nomed cyclones threshold - Number of LPA within 1150km



Maximum forecast trajectory duration : 10 days
Interrupt distance, 300km
Interrupt RWI2 (IWI2) : 30m/s(2)
Measurement RWI2 (IWI2) : 30m/s(2)
Site: Rodrigues
Forecast date: Sat. 11/05, 12h (UTC)
Speed function: V10_speed_Hellida_3
Deployment date: Tue. 14/05, 18h (LT)
Wed. 15/05, 18h (LT)
No interception
Interception from Named cyclone
Interception from Tracheid
Interception from both
HWES
Percentage of flying ballons within a TC as a function of flight time
Nomed cyclones threshold - Number of LPA within 1150km



Maximum forecast trajectory duration : 10 days
Interrupt distance, 300km
Interrupt RWI2 (IWI2) : 30m/s(2)
Measurement RWI2 (IWI2) : 30m/s(2)
Site: Rodrigues
Forecast date: Sat. 11/05, 12h (UTC)
Speed function: V10_speed_Hellida_3
Deployment date: Wed. 15/05, 06h (LT)
Thu. 16/05, 18h (LT)
No interception
Interception from Named cyclone
Interception from Tracheid
Interception from both
HWES
Percentage of flying ballons within a TC as a function of flight time
Nomed cyclones threshold - Number of LPA within 1150km



Analysis
Deterministic forecast (HRES)
Data not available
Forecast date: Sat. 11/05, 12h (UTC)
Site: Rodrigues
Speed function: V10_speed_Hellida_3
Measurement time: 10h (36h/6h/2)
Sun. 11/05, 18h
Mon. 11/06, 00h
Mon. 11/06, 06h
Mon. 11/06, 12h
Tue. 11/06, 18h
Wed. 11/07, 00h
Wed. 11/07, 06h
Thu. 11/07, 12h
Interrupt time (h)
Measurement time (h)
Percentage of set numbers (%)
Minimum of pressure within 300km at interrupt time (hPa)
Deepest minimum of pressure within 300km during measurement period
Integrated RWI2 (m/s)

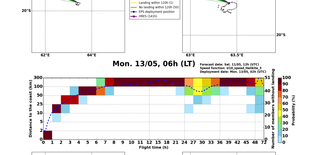

Forecast date: Sat. 11/05, 12h (UTC)
Speed function: V10_speed_Hellida_3
Deployment date: Sun. 12/05, 06h (LT)
Sun. 12/05, 06h (LT)
Distance to the coast (km)
Flight time (h)
Landing within 24h (S)
Landing within 48h (S)
Landing within 72h (S)
Landing within 120h (S)
No landing within 120h (S)
PFS deployment position
HRES (No landing)
Nomed cyclones threshold - Number of LPA within 1150km



Forecast date: Sat. 11/05, 12h (UTC)
Speed function: V10_speed_Hellida_3
Deployment date: Sun. 12/05, 12h (LT)
Sun. 12/05, 12h (LT)
Distance to the coast (km)
Flight time (h)
Landing within 24h (S)
Landing within 48h (S)
Landing within 72h (S)
Landing within 120h (S)
No landing within 120h (S)
PFS deployment position
HRES (No landing)
Nomed cyclones threshold - Number of LPA within 1150km



Forecast date: Sat. 11/05, 12h (UTC)
Speed function: V10_speed_Hellida_3
Deployment date: Sun. 12/05, 18h (LT)
Sun. 12/05, 18h (LT)
Distance to the coast (km)
Flight time (h)
Landing within 24h (S)
Landing within 48h (S)
Landing within 72h (S)
Landing within 120h (S)
No landing within 120h (S)
PFS deployment position
HRES (No landing)
Nomed cyclones threshold - Number of LPA within 1150km



Forecast date: Sat. 11/05, 12h (UTC)
Speed function: V10_speed_Hellida_3
Deployment date: Mon. 13/05, 00h (LT)
Mon. 13/05, 00h (LT)
Distance to the coast (km)
Flight time (h)
Landing within 24h (S)
Landing within 48h (S)
Landing within 72h (S)
Landing within 120h (S)
No landing within 120h (S)
PFS deployment position
HRES (0.01h)
Nomed cyclones threshold - Number of LPA within 1150km



Forecast date: Sat. 11/05, 12h (UTC)
Speed function: V10_speed_Hellida_3
Deployment date: Mon. 13/05, 06h (LT)
Mon. 13/05, 06h (LT)
Distance to the coast (km)
Flight time (h)
Landing within 24h (S)
Landing within 48h (S)
Landing within 72h (S)
Landing within 120h (S)
No landing within 120h (S)
PFS deployment position
HRES (No landing)
Nomed cyclones threshold - Number of LPA within 1150km



Forecast date: Sat. 11/05, 12h (UTC)
Speed function: V10_speed_Hellida_3
Deployment date: Mon. 13/05, 12h (LT)
Mon. 13/05, 12h (LT)
Distance to the coast (km)
Flight time (h)
Landing within 24h (S)
Landing within 48h (S)
Landing within 72h (S)
Landing within 120h (S)
No landing within 120h (S)
PFS deployment position
HRES (No landing)
Nomed cyclones threshold - Number of LPA within 1150km

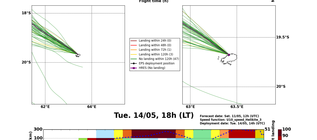

Forecast date: Sat. 11/05, 12h (UTC)
Speed function: V10_speed_Hellida_3
Deployment date: Mon. 13/05, 18h (LT)
Mon. 13/05, 18h (LT)
Distance to the coast (km)
Flight time (h)
Landing within 24h (S)
Landing within 48h (S)
Landing within 72h (S)
Landing within 120h (S)
No landing within 120h (S)
PFS deployment position
HRES (No landing)
Nomed cyclones threshold - Number of LPA within 1150km


Forecast date: Sat. 11/05, 12h (UTC)
Speed function: V10_speed_Hellida_3
Deployment date: Tue. 14/05, 06h (LT)
Tue. 14/05, 06h (LT)
Distance to the coast (km)
Flight time (h)
Landing within 24h (S)
Landing within 48h (S)
Landing within 72h (S)
Landing within 120h (S)
No landing within 120h (S)
PFS deployment position
HRES (No landing)
Nomed cyclones threshold - Number of LPA within 1150km


Forecast date: Sat. 11/05, 12h (UTC)
Speed function: V10_speed_Hellida_3
Deployment date: Tue. 14/05, 18h (LT)
Tue. 14/05, 18h (LT)
Distance to the coast (km)
Flight time (h)
Landing within 24h (S)
Landing within 48h (S)
Landing within 72h (S)
Landing within 120h (S)
No landing within 120h (S)
PFS deployment position
HRES (No landing)
Nomed cyclones threshold - Number of LPA within 1150km


Forecast date: Sat. 11/05, 12h (UTC)
Speed function: V10_speed_Hellida_3
Deployment date: Wed. 15/05, 06h (LT)
Wed. 15/05, 06h (LT)
Distance to the coast (km)
Flight time (h)
Landing within 24h (S)
Landing within 48h (S)
Landing within 72h (S)
Landing within 120h (S)
No landing within 120h (S)
PFS deployment position
HRES (No landing)
Nomed cyclones threshold - Number of LPA within 1150km


Forecast date: Sat. 11/05, 12h (UTC)
Speed function: V10_speed_Hellida_3
Deployment date: Wed. 15/05, 18h (LT)
Wed. 15/05, 18h (LT)
Distance to the coast (km)
Flight time (h)
Landing within 24h (S)
Landing within 48h (S)
Landing within 72h (S)
Landing within 120h (S)
No landing within 120h (S)
PFS deployment position
HRES (No landing)
Nomed cyclones threshold - Number of LPA within 1150km


Forecast date: Sat. 11/05, 12h (UTC)
Speed function: V10_speed_Hellida_3
Deployment date: Thu. 16/05, 18h (LT)
Thu. 16/05, 18h (LT)
Distance to the coast (km)
Flight time (h)
Landing within 24h (S)
Landing within 48h (S)
Landing within 72h (S)
Landing within 120h (S)
No landing within 120h (S)
PFS deployment position
HRES (No landing)
Nomed cyclones threshold - Number of LPA within 1150km