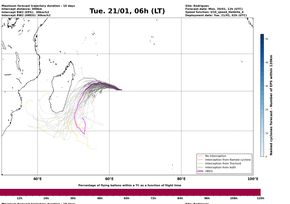
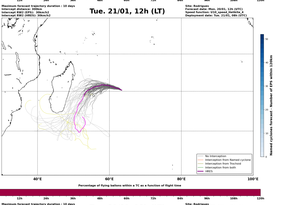
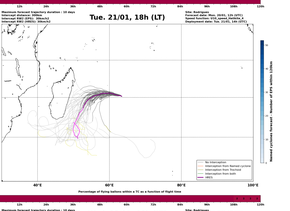
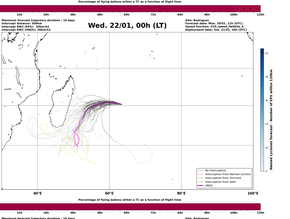
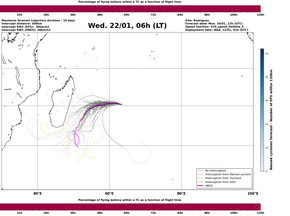

Forecast date: Mon. 20/01, 12h (UTC)
Site: Rodrigues
Speed function: V15 speed_Holthi
Method: Named cyclones (300km)
Tue. 21/01, 06h
Wed. 22/01, 00h
Wed. 22/01, 18h
Thu. 23/01, 06h
Thu. 23/01, 18h
Fri. 24/01, 06h
Fri. 24/01, 18h
Sat. 25/01, 06h
Deployment date (local)
Intercept time (h)
Percentage of all members
Measurement time (h)
TC Central Pressure at intercept time (hPa)
Minimum TC pressure during measurement period (hPa)
Wind at launch time (m/s)
Minimum of pressure within 300km during measurement period (hPa)
Deepest minimum of pressure within 300km during measurement period (hPa)
Integrated RMS (m/s)

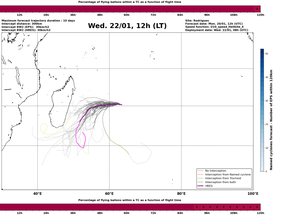

Forecast date: Mon. 20/01, 12h (UTC)
Site: Rodrigues
Speed function: V15 speed_Holthi
Method: Tracked (30/30km/h)
Tue. 21/01, 06h
Wed. 22/01, 00h
Wed. 22/01, 18h
Thu. 23/01, 06h
Thu. 23/01, 18h
Fri. 24/01, 06h
Fri. 24/01, 18h
Sat. 25/01, 06h
Deployment date (local)
Intercept time (h)
Percentage of all members
Measurement time (h)
Minimum of pressure within 300km during measurement period (hPa)
Deepest minimum of pressure within 300km during measurement period (hPa)
Integrated RMS (m/s)

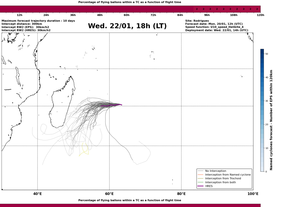

Tue. 21/01, 06h (LT)
Maximum forecast trajectory duration : 10 days
Intercept distance: 300km
Intercept RMS: 200m/s - 30m/s
Intercept RMS (RMS): 30m/s
Site: Rodrigues
Forecast date: Mon. 20/01, 12h (UTC)
Speed function: V15 speed_Holthi
Deployment date: Tue. 21/01, 06h (LT)
No interception
Interception from Named cyclone
Interception from Tracked
Interception from both
HM21
Percentage of flying balloons within a TC as a function of flight time
Number of balloons
Number of cyclones forecast
Number of EPS entries (10km)

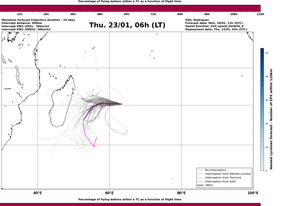

Tue. 21/01, 12h (LT)
Maximum forecast trajectory duration : 10 days
Intercept distance: 300km
Intercept RMS: 200m/s - 30m/s
Intercept RMS (RMS): 30m/s
Site: Rodrigues
Forecast date: Mon. 20/01, 12h (UTC)
Speed function: V15 speed_Holthi
Deployment date: Tue. 21/01, 12h (LT)
No interception
Interception from Named cyclone
Interception from Tracked
Interception from both
HM21
Percentage of flying balloons within a TC as a function of flight time
Number of balloons
Number of cyclones forecast
Number of EPS entries (10km)

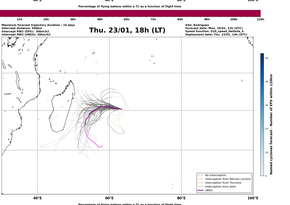

Tue. 21/01, 18h (LT)
Maximum forecast trajectory duration : 10 days
Intercept distance: 300km
Intercept RMS: 200m/s - 30m/s
Intercept RMS (RMS): 30m/s
Site: Rodrigues
Forecast date: Mon. 20/01, 12h (UTC)
Speed function: V15 speed_Holthi
Deployment date: Tue. 21/01, 18h (LT)
No interception
Interception from Named cyclone
Interception from Tracked
Interception from both
HM21
Percentage of flying balloons within a TC as a function of flight time
Number of balloons
Number of cyclones forecast
Number of EPS entries (10km)

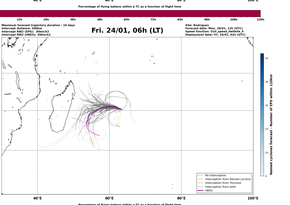

Wed. 22/01, 00h (LT)
Maximum forecast trajectory duration : 10 days
Intercept distance: 300km
Intercept RMS: 200m/s - 30m/s
Intercept RMS (RMS): 30m/s
Site: Rodrigues
Forecast date: Mon. 20/01, 12h (UTC)
Speed function: V15 speed_Holthi
Deployment date: Tue. 21/01, 18h (LT)
No interception
Interception from Named cyclone
Interception from Tracked
Interception from both
HM21
Percentage of flying balloons within a TC as a function of flight time
Number of balloons
Number of cyclones forecast
Number of EPS entries (10km)

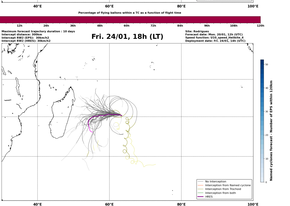

Wed. 22/01, 06h (LT)
Maximum forecast trajectory duration : 10 days
Intercept distance: 300km
Intercept RMS: 200m/s - 30m/s
Intercept RMS (RMS): 30m/s
Site: Rodrigues
Forecast date: Mon. 20/01, 12h (UTC)
Speed function: V15 speed_Holthi
Deployment date: Wed. 22/01, 00h (LT)
No interception
Interception from Named cyclone
Interception from Tracked
Interception from both
HM21
Percentage of flying balloons within a TC as a function of flight time
Number of balloons
Number of cyclones forecast
Number of EPS entries (10km)

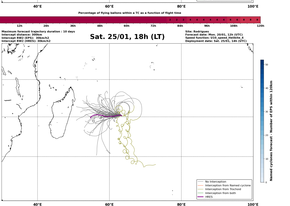

Wed. 22/01, 12h (LT)
Maximum forecast trajectory duration : 10 days
Intercept distance: 300km
Intercept RMS: 200m/s - 30m/s
Intercept RMS (RMS): 30m/s
Site: Rodrigues
Forecast date: Mon. 20/01, 12h (UTC)
Speed function: V15 speed_Holthi
Deployment date: Wed. 22/01, 06h (LT)
No interception
Interception from Named cyclone
Interception from Tracked
Interception from both
HM21
Percentage of flying balloons within a TC as a function of flight time
Number of balloons
Number of cyclones forecast
Number of EPS entries (10km)


Wed. 22/01, 18h (LT)
Maximum forecast trajectory duration : 10 days
Intercept distance: 300km
Intercept RMS: 200m/s - 30m/s
Intercept RMS (RMS): 30m/s
Site: Rodrigues
Forecast date: Mon. 20/01, 12h (UTC)
Speed function: V15 speed_Holthi
Deployment date: Wed. 22/01, 12h (LT)
No interception
Interception from Named cyclone
Interception from Tracked
Interception from both
HM21
Percentage of flying balloons within a TC as a function of flight time
Number of balloons
Number of cyclones forecast
Number of EPS entries (10km)

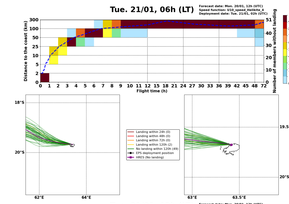

Thu. 23/01, 06h (LT)
Maximum forecast trajectory duration : 10 days
Intercept distance: 300km
Intercept RMS: 200m/s - 30m/s
Intercept RMS (RMS): 30m/s
Site: Rodrigues
Forecast date: Mon. 20/01, 12h (UTC)
Speed function: V15 speed_Holthi
Deployment date: Thu. 23/01, 06h (LT)
No interception
Interception from Named cyclone
Interception from Tracked
Interception from both
HM21
Percentage of flying balloons within a TC as a function of flight time
Number of balloons
Number of cyclones forecast
Number of EPS entries (10km)

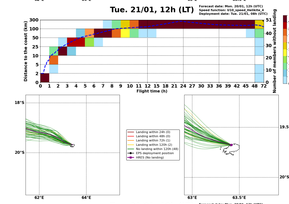

Thu. 23/01, 18h (LT)
Maximum forecast trajectory duration : 10 days
Intercept distance: 300km
Intercept RMS: 200m/s - 30m/s
Intercept RMS (RMS): 30m/s
Site: Rodrigues
Forecast date: Mon. 20/01, 12h (UTC)
Speed function: V15 speed_Holthi
Deployment date: Thu. 23/01, 18h (LT)
No interception
Interception from Named cyclone
Interception from Tracked
Interception from both
HM21
Percentage of flying balloons within a TC as a function of flight time
Number of balloons
Number of cyclones forecast
Number of EPS entries (10km)

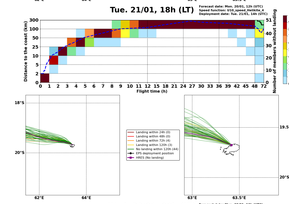

Fri. 24/01, 06h (LT)
Maximum forecast trajectory duration : 10 days
Intercept distance: 300km
Intercept RMS: 200m/s - 30m/s
Intercept RMS (RMS): 30m/s
Site: Rodrigues
Forecast date: Mon. 20/01, 12h (UTC)
Speed function: V15 speed_Holthi
Deployment date: Fri. 24/01, 06h (LT)
No interception
Interception from Named cyclone
Interception from Tracked
Interception from both
HM21
Percentage of flying balloons within a TC as a function of flight time
Number of balloons
Number of cyclones forecast
Number of EPS entries (10km)

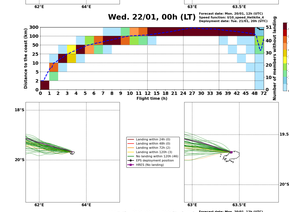

Fri. 24/01, 18h (LT)
Maximum forecast trajectory duration : 10 days
Intercept distance: 300km
Intercept RMS: 200m/s - 30m/s
Intercept RMS (RMS): 30m/s
Site: Rodrigues
Forecast date: Mon. 20/01, 12h (UTC)
Speed function: V15 speed_Holthi
Deployment date: Fri. 24/01, 18h (LT)
No interception
Interception from Named cyclone
Interception from Tracked
Interception from both
HM21
Percentage of flying balloons within a TC as a function of flight time
Number of balloons
Number of cyclones forecast
Number of EPS entries (10km)

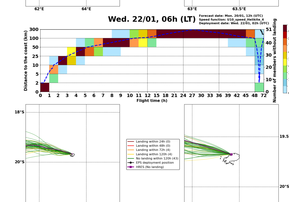

Sat. 25/01, 18h (LT)
Maximum forecast trajectory duration : 10 days
Intercept distance: 300km
Intercept RMS: 200m/s - 30m/s
Intercept RMS (RMS): 30m/s
Site: Rodrigues
Forecast date: Mon. 20/01, 12h (UTC)
Speed function: V15 speed_Holthi
Deployment date: Sat. 25/01, 18h (LT)
No interception
Interception from Named cyclone
Interception from Tracked
Interception from both
HM21
Percentage of flying balloons within a TC as a function of flight time
Number of balloons
Number of cyclones forecast
Number of EPS entries (10km)

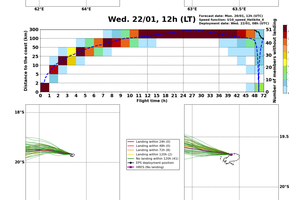

Tue. 21/01, 06h (LT)
Forecast date: Mon. 20/01, 12h (UTC)
Speed function: V15 speed_Holthi
Deployment date: Tue. 21/01, 06h (LT)
Distance to the coast (km)
Flight time (h)
Number of members without landing
Probability (%)
Landing within 24h (0)
Landing within 48h (0)
Landing within 72h (1)
No landing within 120h (0)
EPS deployment position
HM21 (No landing)

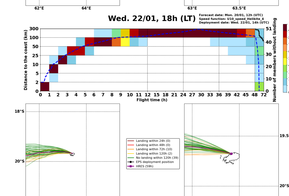

Tue. 21/01, 12h (LT)
Forecast date: Mon. 20/01, 12h (UTC)
Speed function: V15 speed_Holthi
Deployment date: Tue. 21/01, 12h (LT)
Distance to the coast (km)
Flight time (h)
Number of members without landing
Probability (%)
Landing within 24h (0)
Landing within 48h (0)
Landing within 72h (1)
No landing within 120h (0)
EPS deployment position
HM21 (No landing)

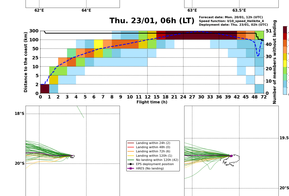

Tue. 21/01, 18h (LT)
Forecast date: Mon. 20/01, 12h (UTC)
Speed function: V15 speed_Holthi
Deployment date: Tue. 21/01, 18h (LT)
Distance to the coast (km)
Flight time (h)
Number of members without landing
Probability (%)
Landing within 24h (0)
Landing within 48h (0)
Landing within 72h (0)
No landing within 120h (48)
EPS deployment position
HM21 (No landing)

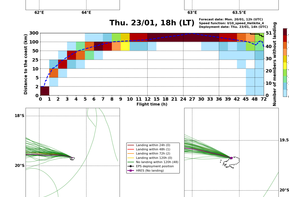

Wed. 22/01, 00h (LT)
Forecast date: Mon. 20/01, 12h (UTC)
Speed function: V15 speed_Holthi
Deployment date: Tue. 21/01, 18h (LT)
Distance to the coast (km)
Flight time (h)
Number of members without landing
Probability (%)
Landing within 24h (0)
Landing within 48h (0)
Landing within 72h (0)
No landing within 120h (48)
EPS deployment position
HM21 (No landing)

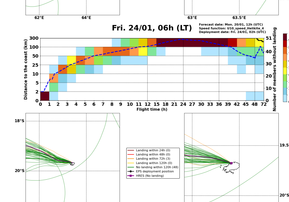

Wed. 22/01, 06h (LT)
Forecast date: Mon. 20/01, 12h (UTC)
Speed function: V15 speed_Holthi
Deployment date: Wed. 22/01, 00h (LT)
Distance to the coast (km)
Flight time (h)
Number of members without landing
Probability (%)
Landing within 24h (0)
Landing within 48h (0)
Landing within 72h (0)
No landing within 120h (48)
EPS deployment position
HM21 (No landing)

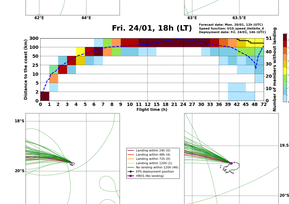

Wed. 22/01, 12h (LT)
Forecast date: Mon. 20/01, 12h (UTC)
Speed function: V15 speed_Holthi
Deployment date: Wed. 22/01, 06h (LT)
Distance to the coast (km)
Flight time (h)
Number of members without landing
Probability (%)
Landing within 24h (0)
Landing within 48h (0)
Landing within 72h (0)
Landing within 120h (1)
No landing within 120h (47)
EPS deployment position
HM21 (No landing)



Wed. 22/01, 18h (LT)
Forecast date: Mon. 20/01, 12h (UTC)
Speed function: V15 speed_Holthi
Deployment date: Wed. 22/01, 12h (LT)
Distance to the coast (km)
Flight time (h)
Number of members without landing
Probability (%)
Landing within 24h (0)
Landing within 48h (0)
Landing within 72h (0)
Landing within 120h (2)
No landing within 120h (46)
EPS deployment position
HM21 (No landing)


Thu. 23/01, 06h (LT)
Forecast date: Mon. 20/01, 12h (UTC)
Speed function: V15 speed_Holthi
Deployment date: Thu. 23/01, 06h (LT)
Distance to the coast (km)
Flight time (h)
Number of members without landing
Probability (%)
Landing within 24h (0)
Landing within 48h (0)
Landing within 72h (0)
Landing within 120h (2)
No landing within 120h (46)
EPS deployment position
HM21 (No landing)


Thu. 23/01, 18h (LT)
Forecast date: Mon. 20/01, 12h (UTC)
Speed function: V15 speed_Holthi
Deployment date: Thu. 23/01, 18h (LT)
Distance to the coast (km)
Flight time (h)
Number of members without landing
Probability (%)
Landing within 24h (0)
Landing within 48h (0)
Landing within 72h (0)
Landing within 120h (2)
No landing within 120h (46)
EPS deployment position
HM21 (No landing)


Fri. 24/01, 06h (LT)
Forecast date: Mon. 20/01, 12h (UTC)
Speed function: V15 speed_Holthi
Deployment date: Fri. 24/01, 06h (LT)
Distance to the coast (km)
Flight time (h)
Number of members without landing
Probability (%)
Landing within 24h (0)
Landing within 48h (0)
Landing within 72h (0)
Landing within 120h (2)
No landing within 120h (46)
EPS deployment position
HM21 (No landing)


Fri. 24/01, 18h (LT)
Forecast date: Mon. 20/01, 12h (UTC)
Speed function: V15 speed_Holthi
Deployment date: Fri. 24/01, 18h (LT)
Distance to the coast (km)
Flight time (h)
Number of members without landing
Probability (%)
Landing within 24h (0)
Landing within 48h (0)
Landing within 72h (0)
Landing within 120h (2)
No landing within 120h (46)
EPS deployment position
HM21 (No landing)


Sat. 25/01, 18h (LT)
Forecast date: Mon. 20/01, 12h (UTC)
Speed function: V15 speed_Holthi
Deployment date: Sat. 25/01, 18h (LT)
Distance to the coast (km)
Flight time (h)
Number of members without landing
Probability (%)
Landing within 24h (0)
Landing within 48h (0)
Landing within 72h (0)
Landing within 120h (2)
No landing within 120h (46)
EPS deployment position
HM21 (No landing)