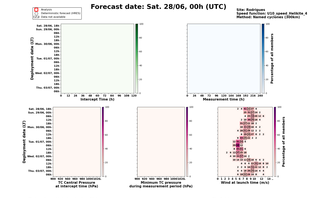
Forecast date: Sat. 28/06, 00h (UTC)
Site: Rodrigues
Speed function: ECE speed_Hutchin_4
Method: Named cyclones (350km)
Missing
Deterministic forecast (ARPS)
Data not available
Deployment date (start)
Sat. 28/06, 18h
Sun. 29/06, 00h
Sun. 29/06, 06h
Sun. 29/06, 12h
Sun. 29/06, 18h
Mon. 30/06, 00h
Mon. 30/06, 06h
Mon. 30/06, 12h
Mon. 30/06, 18h
Tue. 01/07, 00h
Tue. 01/07, 06h
Tue. 01/07, 12h
Tue. 01/07, 18h
Wed. 02/07, 00h
Wed. 02/07, 06h
Wed. 02/07, 12h
Wed. 02/07, 18h
Thu. 03/07, 00h
Thu. 03/07, 06h
Thu. 03/07, 12h
Thu. 03/07, 18h
Fri. 04/07, 00h
Fri. 04/07, 06h
Interrupt Time (h)
Percentage of all members
Measurement time (h)
Minimum of pressure within 350km of interrupt time (hPa)
Pressure TC pressure during measurement period (hPa)
Deepest minimum of pressure within 350km during measurement period
Wind at launch time (m/s)
Integrated RWI (m/s)

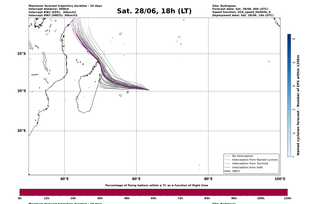
Forecast date: Sat. 28/06, 00h (UTC)
Site: Rodrigues
Speed function: ECE speed_Hutchin_4
Method: Tracked (30/30km/h2)
Missing
Deterministic forecast (ARPS)
Data not available
Deployment date (start)
Sat. 28/06, 18h
Sun. 29/06, 00h
Sun. 29/06, 06h
Sun. 29/06, 12h
Sun. 29/06, 18h
Mon. 30/06, 00h
Mon. 30/06, 06h
Mon. 30/06, 12h
Mon. 30/06, 18h
Tue. 01/07, 00h
Tue. 01/07, 06h
Tue. 01/07, 12h
Tue. 01/07, 18h
Wed. 02/07, 00h
Wed. 02/07, 06h
Wed. 02/07, 12h
Wed. 02/07, 18h
Thu. 03/07, 00h
Thu. 03/07, 06h
Thu. 03/07, 12h
Thu. 03/07, 18h
Fri. 04/07, 00h
Fri. 04/07, 06h
Interrupt Time (h)
Percentage of all members
Measurement time (h)

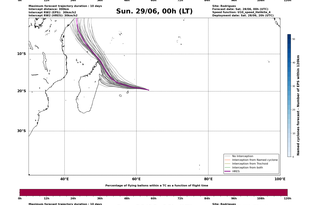
Sat. 28/06, 18h (LT)
Maximum forecast trajectory duration = 10 days
Interrupt distance: 350km
Interrupt RSI: 20m/s - 65kn/s2
Interrupt RSI: 24m/s - 93kn/s2
Site: Rodrigues
Forecast date: Sat. 28/06, 00h (UTC)
Speed function: ECE speed_Hutchin_4
Deployment date: Sat. 28/06, 18h (LT)
No interruption
Interruption from Named cyclone
Interruption from Tracked
Interruption from both
HM23
Number of cyclones Named / Number of EPS entries 1/5km
Percentage of flying balloons within a TC as a function of flight time

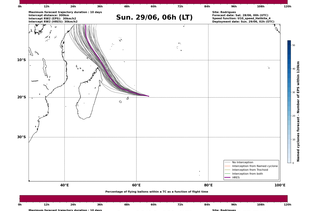
Sun. 29/06, 00h (LT)
Maximum forecast trajectory duration = 10 days
Interrupt distance: 350km
Interrupt RSI: 20m/s - 65kn/s2
Interrupt RSI: 24m/s - 93kn/s2
Site: Rodrigues
Forecast date: Sat. 28/06, 00h (UTC)
Speed function: ECE speed_Hutchin_4
Deployment date: Sat. 28/06, 18h (LT)
No interruption
Interruption from Named cyclone
Interruption from Tracked
Interruption from both
HM23
Number of cyclones Named / Number of EPS entries 1/5km
Percentage of flying balloons within a TC as a function of flight time

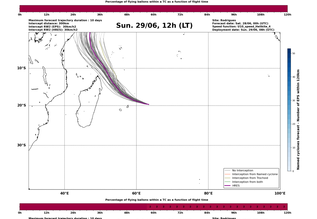
Sun. 29/06, 06h (LT)
Maximum forecast trajectory duration = 10 days
Interrupt distance: 350km
Interrupt RSI: 20m/s - 65kn/s2
Interrupt RSI: 24m/s - 93kn/s2
Site: Rodrigues
Forecast date: Sat. 28/06, 00h (UTC)
Speed function: ECE speed_Hutchin_4
Deployment date: Sun. 29/06, 06h (LT)
No interruption
Interruption from Named cyclone
Interruption from Tracked
Interruption from both
HM23
Number of cyclones Named / Number of EPS entries 1/5km
Percentage of flying balloons within a TC as a function of flight time

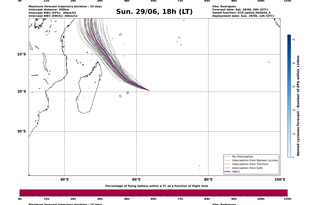
Sun. 29/06, 12h (LT)
Maximum forecast trajectory duration = 10 days
Interrupt distance: 350km
Interrupt RSI: 20m/s - 65kn/s2
Interrupt RSI: 24m/s - 93kn/s2
Site: Rodrigues
Forecast date: Sat. 28/06, 00h (UTC)
Speed function: ECE speed_Hutchin_4
Deployment date: Sun. 29/06, 12h (LT)
No interruption
Interruption from Named cyclone
Interruption from Tracked
Interruption from both
HM23
Number of cyclones Named / Number of EPS entries 1/5km
Percentage of flying balloons within a TC as a function of flight time

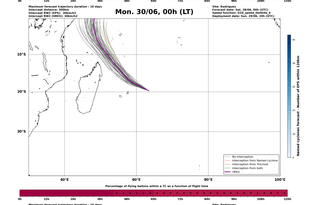
Sun. 29/06, 18h (LT)
Maximum forecast trajectory duration = 10 days
Interrupt distance: 350km
Interrupt RSI: 20m/s - 65kn/s2
Interrupt RSI: 24m/s - 93kn/s2
Site: Rodrigues
Forecast date: Sat. 28/06, 00h (UTC)
Speed function: ECE speed_Hutchin_4
Deployment date: Sun. 29/06, 18h (LT)
No interruption
Interruption from Named cyclone
Interruption from Tracked
Interruption from both
HM23
Number of cyclones Named / Number of EPS entries 1/5km
Percentage of flying balloons within a TC as a function of flight time

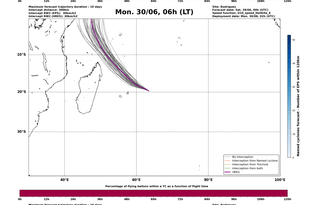
Mon. 30/06, 00h (LT)
Maximum forecast trajectory duration = 10 days
Interrupt distance: 350km
Interrupt RSI: 20m/s - 65kn/s2
Interrupt RSI: 24m/s - 93kn/s2
Site: Rodrigues
Forecast date: Sat. 28/06, 00h (UTC)
Speed function: ECE speed_Hutchin_4
Deployment date: Mon. 30/06, 00h (LT)
No interruption
Interruption from Named cyclone
Interruption from Tracked
Interruption from both
HM23
Number of cyclones Named / Number of EPS entries 1/5km
Percentage of flying balloons within a TC as a function of flight time

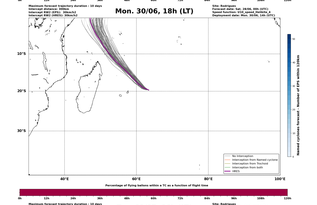
Mon. 30/06, 06h (LT)
Maximum forecast trajectory duration = 10 days
Interrupt distance: 350km
Interrupt RSI: 20m/s - 65kn/s2
Interrupt RSI: 24m/s - 93kn/s2
Site: Rodrigues
Forecast date: Sat. 28/06, 00h (UTC)
Speed function: ECE speed_Hutchin_4
Deployment date: Mon. 30/06, 06h (LT)
No interruption
Interruption from Named cyclone
Interruption from Tracked
Interruption from both
HM23
Number of cyclones Named / Number of EPS entries 1/5km
Percentage of flying balloons within a TC as a function of flight time

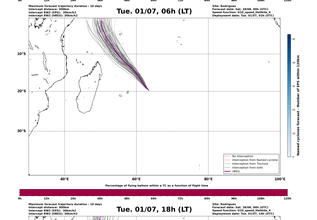
Mon. 30/06, 18h (LT)
Maximum forecast trajectory duration = 10 days
Interrupt distance: 350km
Interrupt RSI: 20m/s - 65kn/s2
Interrupt RSI: 24m/s - 93kn/s2
Site: Rodrigues
Forecast date: Sat. 28/06, 00h (UTC)
Speed function: ECE speed_Hutchin_4
Deployment date: Mon. 30/06, 18h (LT)
No interruption
Interruption from Named cyclone
Interruption from Tracked
Interruption from both
HM23
Number of cyclones Named / Number of EPS entries 1/5km
Percentage of flying balloons within a TC as a function of flight time

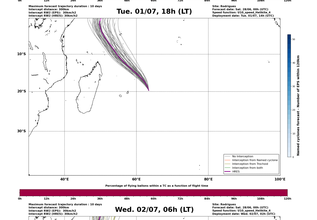
Tue. 01/07, 06h (LT)
Maximum forecast trajectory duration = 10 days
Interrupt distance: 350km
Interrupt RSI: 20m/s - 65kn/s2
Interrupt RSI: 24m/s - 93kn/s2
Site: Rodrigues
Forecast date: Sat. 28/06, 00h (UTC)
Speed function: ECE speed_Hutchin_4
Deployment date: Tue. 01/07, 06h (LT)
No interruption
Interruption from Named cyclone
Interruption from Tracked
Interruption from both
HM23
Number of cyclones Named / Number of EPS entries 1/5km
Percentage of flying balloons within a TC as a function of flight time

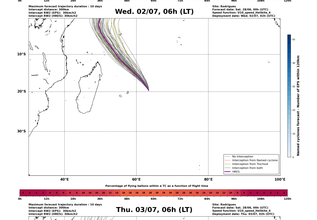
Tue. 01/07, 18h (LT)
Maximum forecast trajectory duration = 10 days
Interrupt distance: 350km
Interrupt RSI: 20m/s - 65kn/s2
Interrupt RSI: 24m/s - 93kn/s2
Site: Rodrigues
Forecast date: Sat. 28/06, 00h (UTC)
Speed function: ECE speed_Hutchin_4
Deployment date: Tue. 01/07, 18h (LT)
No interruption
Interruption from Named cyclone
Interruption from Tracked
Interruption from both
HM23
Number of cyclones Named / Number of EPS entries 1/5km
Percentage of flying balloons within a TC as a function of flight time

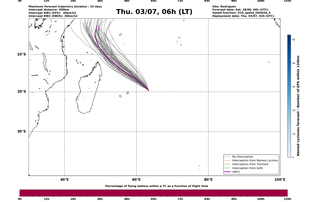
Wed. 02/07, 06h (LT)
Maximum forecast trajectory duration = 10 days
Interrupt distance: 350km
Interrupt RSI: 20m/s - 65kn/s2
Interrupt RSI: 24m/s - 93kn/s2
Site: Rodrigues
Forecast date: Sat. 28/06, 00h (UTC)
Speed function: ECE speed_Hutchin_4
Deployment date: Wed. 02/07, 06h (LT)
No interruption
Interruption from Named cyclone
Interruption from Tracked
Interruption from both
HM23
Number of cyclones Named / Number of EPS entries 1/5km
Percentage of flying balloons within a TC as a function of flight time

Thu. 03/07, 06h (LT)
Maximum forecast trajectory duration = 10 days
Interrupt distance: 350km
Interrupt RSI: 20m/s - 65kn/s2
Interrupt RSI: 24m/s - 93kn/s2
Site: Rodrigues
Forecast date: Sat. 28/06, 00h (UTC)
Speed function: ECE speed_Hutchin_4
Deployment date: Thu. 03/07, 06h (LT)
No interruption
Interruption from Named cyclone
Interruption from Tracked
Interruption from both
HM23
Number of cyclones Named / Number of EPS entries 1/5km
Percentage of flying balloons within a TC as a function of flight time

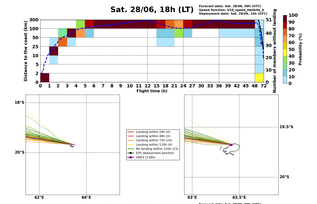
Sat. 28/06, 18h (LT)
Forecast date: Sat. 28/06, 00h (UTC)
Speed function: ECE speed_Hutchin_4
Deployment date: Sat. 28/06, 18h (LT)
Landing within 24h (0)
Landing within 48h (0)
Landing within 72h (0)
No landing within 120h (0)
EPS deployment position
HM23 (1.56h)
Distance to the coast (km)
Flight time (h)
Number of cyclones tracked / Number of EPS entries 1/5km
Probability (%)

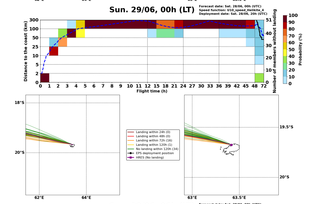
Sun. 29/06, 00h (LT)
Forecast date: Sat. 28/06, 00h (UTC)
Speed function: ECE speed_Hutchin_4
Deployment date: Sat. 28/06, 18h (LT)
Landing within 24h (0)
Landing within 48h (0)
Landing within 72h (0)
No landing within 120h (0)
EPS deployment position
HM23 (No overlap)
Distance to the coast (km)
Flight time (h)
Number of cyclones tracked / Number of EPS entries 1/5km
Probability (%)

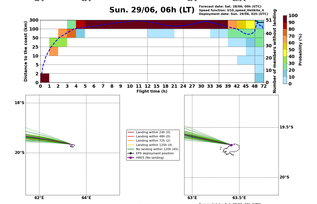
Sun. 29/06, 06h (LT)
Forecast date: Sat. 28/06, 00h (UTC)
Speed function: ECE speed_Hutchin_4
Deployment date: Sun. 29/06, 06h (LT)
Landing within 24h (0)
Landing within 48h (0)
Landing within 72h (0)
No landing within 120h (0)
EPS deployment position
HM23 (No overlap)
Distance to the coast (km)
Flight time (h)
Number of cyclones tracked / Number of EPS entries 1/5km
Probability (%)


Sun. 29/06, 12h (LT)
Forecast date: Sat. 28/06, 00h (UTC)
Speed function: ECE speed_Hutchin_4
Deployment date: Sun. 29/06, 12h (LT)
Landing within 24h (0)
Landing within 48h (0)
Landing within 72h (0)
No landing within 120h (41)
EPS deployment position
HM23 (No overlap)
Distance to the coast (km)
Flight time (h)
Number of cyclones tracked / Number of EPS entries 1/5km
Probability (%)


Sun. 29/06, 18h (LT)
Forecast date: Sat. 28/06, 00h (UTC)
Speed function: ECE speed_Hutchin_4
Deployment date: Sun. 29/06, 18h (LT)
Landing within 24h (0)
Landing within 48h (0)
Landing within 72h (0)
No landing within 120h (51)
EPS deployment position
HM23 (No overlap)
Distance to the coast (km)
Flight time (h)
Number of cyclones tracked / Number of EPS entries 1/5km
Probability (%)

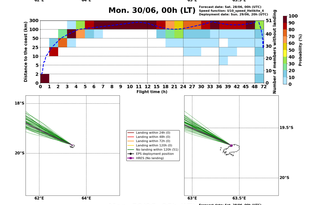
Mon. 30/06, 00h (LT)
Forecast date: Sat. 28/06, 00h (UTC)
Speed function: ECE speed_Hutchin_4
Deployment date: Mon. 30/06, 00h (LT)
Landing within 24h (0)
Landing within 48h (0)
Landing within 72h (0)
Landing within 120h (0)
No landing within 120h (51)
EPS deployment position
HM23 (No overlap)
Distance to the coast (km)
Flight time (h)
Number of cyclones tracked / Number of EPS entries 1/5km
Probability (%)

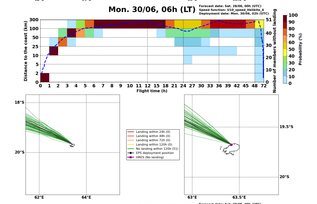
Mon. 30/06, 06h (LT)
Forecast date: Sat. 28/06, 00h (UTC)
Speed function: ECE speed_Hutchin_4
Deployment date: Mon. 30/06, 06h (LT)
Landing within 24h (0)
Landing within 48h (0)
Landing within 72h (0)
No landing within 120h (51)
EPS deployment position
HM23 (No overlap)
Distance to the coast (km)
Flight time (h)
Number of cyclones tracked / Number of EPS entries 1/5km
Probability (%)

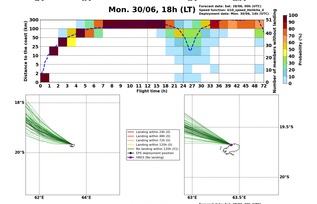
Mon. 30/06, 18h (LT)
Forecast date: Sat. 28/06, 00h (UTC)
Speed function: ECE speed_Hutchin_4
Deployment date: Mon. 30/06, 18h (LT)
Landing within 24h (0)
Landing within 48h (0)
Landing within 72h (0)
No landing within 120h (51)
EPS deployment position
HM23 (No overlap)
Distance to the coast (km)
Flight time (h)
Number of cyclones tracked / Number of EPS entries 1/5km
Probability (%)

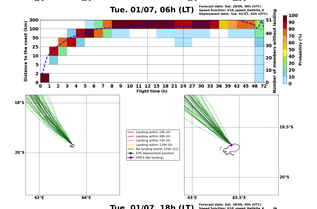
Tue. 01/07, 06h (LT)
Forecast date: Sat. 28/06, 00h (UTC)
Speed function: ECE speed_Hutchin_4
Deployment date: Tue. 01/07, 06h (LT)
Landing within 24h (0)
Landing within 48h (0)
Landing within 72h (0)
No landing within 120h (51)
EPS deployment position
HM23 (No overlap)
Distance to the coast (km)
Flight time (h)
Number of cyclones tracked / Number of EPS entries 1/5km
Probability (%)

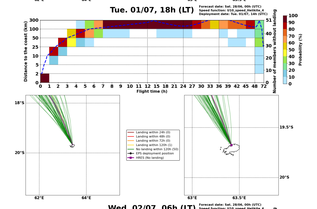
Tue. 01/07, 18h (LT)
Forecast date: Sat. 28/06, 00h (UTC)
Speed function: ECE speed_Hutchin_4
Deployment date: Tue. 01/07, 18h (LT)
Landing within 24h (0)
Landing within 48h (0)
Landing within 72h (0)
No landing within 120h (51)
EPS deployment position
HM23 (No overlap)
Distance to the coast (km)
Flight time (h)
Number of cyclones tracked / Number of EPS entries 1/5km
Probability (%)

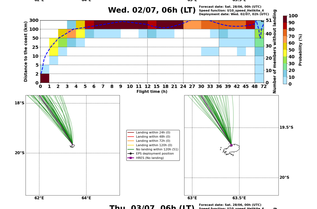
Wed. 02/07, 06h (LT)
Forecast date: Sat. 28/06, 00h (UTC)
Speed function: ECE speed_Hutchin_4
Deployment date: Wed. 02/07, 06h (LT)
Landing within 24h (0)
Landing within 48h (0)
Landing within 72h (0)
No landing within 120h (48)
EPS deployment position
HM23 (No overlap)
Distance to the coast (km)
Flight time (h)
Number of cyclones tracked / Number of EPS entries 1/5km
Probability (%)

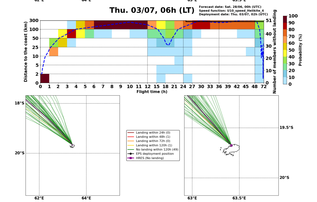
Thu. 03/07, 06h (LT)
Forecast date: Sat. 28/06, 00h (UTC)
Speed function: ECE speed_Hutchin_4
Deployment date: Thu. 03/07, 06h (LT)
Landing within 24h (0)
Landing within 48h (0)
Landing within 72h (0)
No landing within 120h (48)
EPS deployment position
HM23 (No overlap)
Distance to the coast (km)
Flight time (h)
Number of cyclones tracked / Number of EPS entries 1/5km
Probability (%)