
Forecast date: Sat. 08/08, 00h (UTC)
Station
Typhoon/Storm forecast (HRRS)
Data not available
Site: Rodrigues
Speed function: U15_speed_Helitrix_4
Method: Normal cyclone (300km)
Deployment date (year)
Sat. 08/08, 18h
Sun. 09/08, 00h
Sun. 09/08, 06h
Sun. 09/08, 12h
Sun. 09/08, 18h
Mon. 10/08, 00h
Mon. 10/08, 06h
Mon. 10/08, 18h
Tue. 11/08, 06h
Tue. 11/08, 18h
Wed. 12/08, 06h
Thu. 13/08, 06h
Intercept time (h)
Measurement time (h)
Percentage of all numbers
TC Central Pressure at intercept time (hPa)
Minimum TC pressure during measurement period (hPa)
Wind at launch time (m/s)

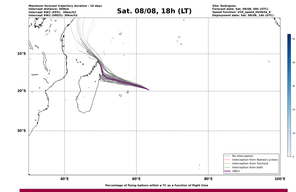
Sat. 08/08, 18h (LT)
Maximum forward trajectory duration : 10 days
Intercept distance: 300km
Intercept RH2 (200): 30km/h
Intercept RH1 (500): 30km/h
Site: Rodrigues
Forecast date: Sat. 08/08, 00h (UTC)
Speed function: U15_speed_Helitrix_4
Deployment date: Sat. 08/08, 18h (LT)
No interception
Interception from Nominal cyclone
Interception from Tactical cyclone
Interception from both
HRC1
Percentage of flying balloons within a TC as a function of flight time
Normal cyclone forward - Number of EPs within 120km

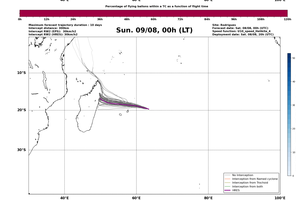
Sun. 09/08, 00h (LT)
Maximum forward trajectory duration : 10 days
Intercept distance: 300km
Intercept RH2 (200): 30km/h
Intercept RH1 (500): 30km/h
Site: Rodrigues
Forecast date: Sun. 09/08, 00h (UTC)
Speed function: U15_speed_Helitrix_4
Deployment date: Sun. 09/08, 00h (LT)
No interception
Interception from Nominal cyclone
Interception from Tactical cyclone
Interception from both
HRC1
Percentage of flying balloons within a TC as a function of flight time
Normal cyclone forward - Number of EPs within 120km

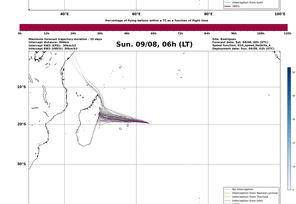
Sun. 09/08, 06h (LT)
Maximum forward trajectory duration : 10 days
Intercept distance: 300km
Intercept RH2 (200): 30km/h
Intercept RH1 (500): 30km/h
Site: Rodrigues
Forecast date: Sun. 09/08, 06h (UTC)
Speed function: U15_speed_Helitrix_4
Deployment date: Sun. 09/08, 06h (LT)
No interception
Interception from Nominal cyclone
Interception from Tactical cyclone
Interception from both
HRC1
Percentage of flying balloons within a TC as a function of flight time
Normal cyclone forward - Number of EPs within 120km

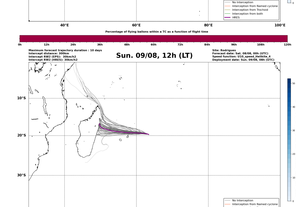
Sun. 09/08, 12h (LT)
Maximum forward trajectory duration : 10 days
Intercept distance: 300km
Intercept RH2 (200): 30km/h
Intercept RH1 (500): 30km/h
Site: Rodrigues
Forecast date: Sun. 09/08, 12h (UTC)
Speed function: U15_speed_Helitrix_4
Deployment date: Sun. 09/08, 12h (LT)
No interception
Interception from Nominal cyclone
Interception from Tactical cyclone
Interception from both
HRC1
Percentage of flying balloons within a TC as a function of flight time
Normal cyclone forward - Number of EPs within 120km

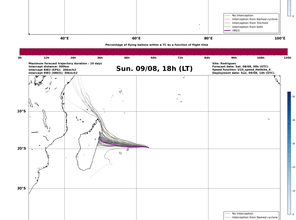
Sun. 09/08, 18h (LT)
Maximum forward trajectory duration : 10 days
Intercept distance: 300km
Intercept RH2 (200): 30km/h
Intercept RH1 (500): 30km/h
Site: Rodrigues
Forecast date: Sun. 09/08, 18h (UTC)
Speed function: U15_speed_Helitrix_4
Deployment date: Sun. 09/08, 18h (LT)
No interception
Interception from Nominal cyclone
Interception from Tactical cyclone
Interception from both
HRC1
Percentage of flying balloons within a TC as a function of flight time
Normal cyclone forward - Number of EPs within 120km

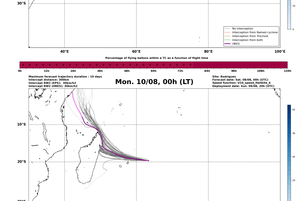
Mon. 10/08, 00h (LT)
Maximum forward trajectory duration : 10 days
Intercept distance: 300km
Intercept RH2 (200): 30km/h
Intercept RH1 (500): 30km/h
Site: Rodrigues
Forecast date: Mon. 10/08, 00h (UTC)
Speed function: U15_speed_Helitrix_4
Deployment date: Mon. 10/08, 00h (LT)
No interception
Interception from Nominal cyclone
Interception from Tactical cyclone
Interception from both
HRC1
Percentage of flying balloons within a TC as a function of flight time
Normal cyclone forward - Number of EPs within 120km

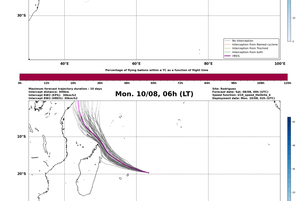
Mon. 10/08, 06h (LT)
Maximum forward trajectory duration : 10 days
Intercept distance: 300km
Intercept RH2 (200): 30km/h
Intercept RH1 (500): 30km/h
Site: Rodrigues
Forecast date: Mon. 10/08, 06h (UTC)
Speed function: U15_speed_Helitrix_4
Deployment date: Mon. 10/08, 06h (LT)
No interception
Interception from Nominal cyclone
Interception from Tactical cyclone
Interception from both
HRC1
Percentage of flying balloons within a TC as a function of flight time
Normal cyclone forward - Number of EPs within 120km

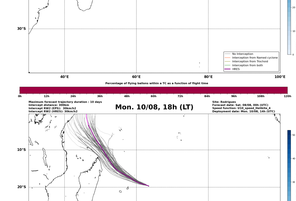
Mon. 10/08, 18h (LT)
Maximum forward trajectory duration : 10 days
Intercept distance: 300km
Intercept RH2 (200): 30km/h
Intercept RH1 (500): 30km/h
Site: Rodrigues
Forecast date: Mon. 10/08, 18h (UTC)
Speed function: U15_speed_Helitrix_4
Deployment date: Mon. 10/08, 18h (LT)
No interception
Interception from Nominal cyclone
Interception from Tactical cyclone
Interception from both
HRC1
Percentage of flying balloons within a TC as a function of flight time
Normal cyclone forward - Number of EPs within 120km

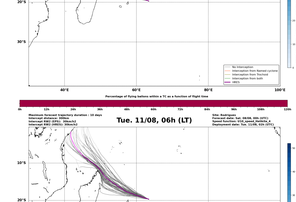
Tue. 11/08, 06h (LT)
Maximum forward trajectory duration : 10 days
Intercept distance: 300km
Intercept RH2 (200): 30km/h
Intercept RH1 (500): 30km/h
Site: Rodrigues
Forecast date: Tue. 11/08, 06h (UTC)
Speed function: U15_speed_Helitrix_4
Deployment date: Tue. 11/08, 06h (LT)
No interception
Interception from Nominal cyclone
Interception from Tactical cyclone
Interception from both
HRC1
Percentage of flying balloons within a TC as a function of flight time
Normal cyclone forward - Number of EPs within 120km

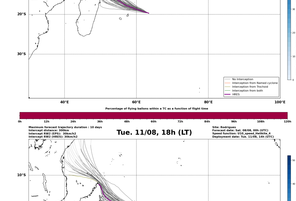
Tue. 11/08, 18h (LT)
Maximum forward trajectory duration : 10 days
Intercept distance: 300km
Intercept RH2 (200): 30km/h
Intercept RH1 (500): 30km/h
Site: Rodrigues
Forecast date: Tue. 11/08, 18h (UTC)
Speed function: U15_speed_Helitrix_4
Deployment date: Tue. 11/08, 18h (LT)
No interception
Interception from Nominal cyclone
Interception from Tactical cyclone
Interception from both
HRC1
Percentage of flying balloons within a TC as a function of flight time
Normal cyclone forward - Number of EPs within 120km

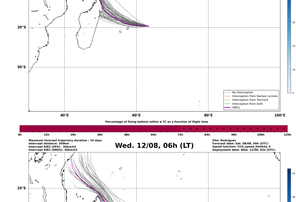
Wed. 12/08, 06h (LT)
Maximum forward trajectory duration : 10 days
Intercept distance: 300km
Intercept RH2 (200): 30km/h
Intercept RH1 (500): 30km/h
Site: Rodrigues
Forecast date: Wed. 12/08, 06h (UTC)
Speed function: U15_speed_Helitrix_4
Deployment date: Wed. 12/08, 06h (LT)
No interception
Interception from Nominal cyclone
Interception from Tactical cyclone
Interception from both
HRC1
Percentage of flying balloons within a TC as a function of flight time
Normal cyclone forward - Number of EPs within 120km

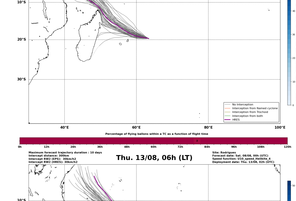
Thu. 13/08, 06h (LT)
Maximum forward trajectory duration : 10 days
Intercept distance: 300km
Intercept RH2 (200): 30km/h
Intercept RH1 (500): 30km/h
Site: Rodrigues
Forecast date: Thu. 13/08, 06h (UTC)
Speed function: U15_speed_Helitrix_4
Deployment date: Thu. 13/08, 06h (LT)
No interception
Interception from Nominal cyclone
Interception from Tactical cyclone
Interception from both
HRC1
Percentage of flying balloons within a TC as a function of flight time
Normal cyclone forward - Number of EPs within 120km


Forecast date: Sat. 08/08, 00h (UTC)
Station
Typhoon/Storm forecast (HRRS)
Data not available
Site: Rodrigues
Speed function: U15_speed_Helitrix_4
Method: Tractical (30:30km/h)
Deployment date (year)
Sat. 08/08, 18h
Sun. 09/08, 00h
Sun. 09/08, 06h
Sun. 09/08, 12h
Sun. 09/08, 18h
Mon. 10/08, 00h
Mon. 10/08, 06h
Mon. 10/08, 18h
Tue. 11/08, 06h
Tue. 11/08, 18h
Wed. 12/08, 06h
Thu. 13/08, 06h
Intercept time (h)
Measurement time (h)
Percentage of all numbers
Minimum of pressure within 300km at intercept time (hPa)
Deepest minimum of pressure within 300km during measurement period
Integrated RH2 (m/s)


Sat. 08/08, 18h (LT)
Forecast date: Sat. 08/08, 00h (UTC)
Speed function: U15_speed_Helitrix_4
Deployment date: Sat. 08/08, 18h (LT)
Distance to the coast (km)
Flight time (h)
Probability (%)
Number of positive / negative landing
Landing within 24h (D)
Landing within 48h (D)
Landing within 72h (D)
Landing within 120h (D)
No landing within 120h (N)
EPs deployment position
HRC1 (Mth)


Sun. 09/08, 00h (LT)
Forecast date: Sun. 09/08, 00h (UTC)
Speed function: U15_speed_Helitrix_4
Deployment date: Sun. 09/08, 00h (LT)
Distance to the coast (km)
Flight time (h)
Probability (%)
Number of positive / negative landing
Landing within 24h (D)
Landing within 48h (D)
Landing within 72h (D)
Landing within 120h (D)
No landing within 120h (N)
EPs deployment position
HRC1 (Mth)

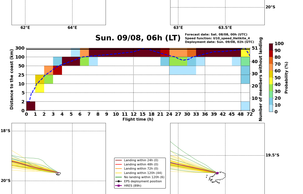
Sun. 09/08, 06h (LT)
Forecast date: Sun. 09/08, 06h (UTC)
Speed function: U15_speed_Helitrix_4
Deployment date: Sun. 09/08, 06h (LT)
Distance to the coast (km)
Flight time (h)
Probability (%)
Number of positive / negative landing
Landing within 24h (D)
Landing within 48h (D)
Landing within 72h (D)
Landing within 120h (D)
No landing within 120h (N)
EPs deployment position
HRC1 (Mth)


Sun. 09/08, 12h (LT)
Forecast date: Sun. 09/08, 12h (UTC)
Speed function: U15_speed_Helitrix_4
Deployment date: Sun. 09/08, 12h (LT)
Distance to the coast (km)
Flight time (h)
Probability (%)
Number of positive / negative landing
Landing within 24h (D)
Landing within 48h (D)
Landing within 72h (D)
Landing within 120h (D)
No landing within 120h (N)
EPs deployment position
HRC1 (Mth)

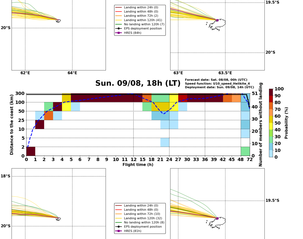
Sun. 09/08, 18h (LT)
Forecast date: Sun. 09/08, 18h (UTC)
Speed function: U15_speed_Helitrix_4
Deployment date: Sun. 09/08, 18h (LT)
Distance to the coast (km)
Flight time (h)
Probability (%)
Number of positive / negative landing
Landing within 24h (D)
Landing within 48h (D)
Landing within 72h (D)
Landing within 120h (D)
No landing within 120h (N)
EPs deployment position
HRC1 (Mth)

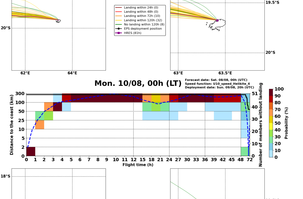
Mon. 10/08, 00h (LT)
Forecast date: Mon. 10/08, 00h (UTC)
Speed function: U15_speed_Helitrix_4
Deployment date: Mon. 10/08, 00h (LT)
Distance to the coast (km)
Flight time (h)
Probability (%)
Number of positive / negative landing
Landing within 24h (D)
Landing within 48h (D)
Landing within 72h (D)
Landing within 120h (D)
No landing within 120h (N)
EPs deployment position
HRC1 (Mth)

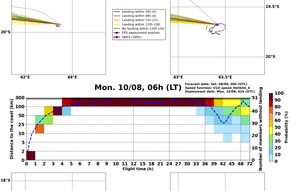
Mon. 10/08, 06h (LT)
Forecast date: Mon. 10/08, 06h (UTC)
Speed function: U15_speed_Helitrix_4
Deployment date: Mon. 10/08, 06h (LT)
Distance to the coast (km)
Flight time (h)
Probability (%)
Number of positive / negative landing
Landing within 24h (D)
Landing within 48h (D)
Landing within 72h (D)
Landing within 120h (D)
No landing within 120h (N)
EPs deployment position
HRC1 (Re-landing)

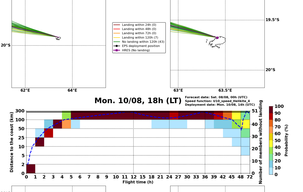
Mon. 10/08, 18h (LT)
Forecast date: Mon. 10/08, 18h (UTC)
Speed function: U15_speed_Helitrix_4
Deployment date: Mon. 10/08, 18h (LT)
Distance to the coast (km)
Flight time (h)
Probability (%)
Number of positive / negative landing
Landing within 24h (D)
Landing within 48h (D)
Landing within 72h (D)
Landing within 120h (D)
No landing within 120h (N)
EPs deployment position
HRC1 (Re-landing)

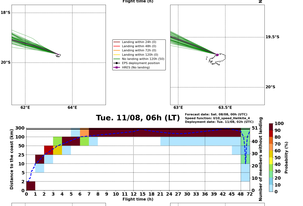
Tue. 11/08, 06h (LT)
Forecast date: Tue. 11/08, 06h (UTC)
Speed function: U15_speed_Helitrix_4
Deployment date: Tue. 11/08, 06h (LT)
Distance to the coast (km)
Flight time (h)
Probability (%)
Number of positive / negative landing
Landing within 24h (D)
Landing within 48h (D)
Landing within 72h (D)
Landing within 120h (D)
No landing within 120h (N)
EPs deployment position
HRC1 (Tr)

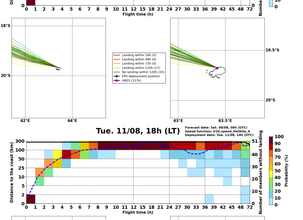
Tue. 11/08, 18h (LT)
Forecast date: Tue. 11/08, 18h (UTC)
Speed function: U15_speed_Helitrix_4
Deployment date: Tue. 11/08, 18h (LT)
Distance to the coast (km)
Flight time (h)
Probability (%)
Number of positive / negative landing
Landing within 24h (D)
Landing within 48h (D)
Landing within 72h (D)
Landing within 120h (D)
No landing within 120h (N)
EPs deployment position
HRC1 (Tr)

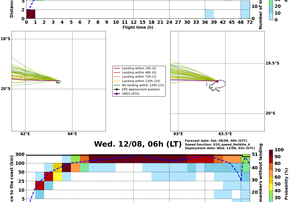
Wed. 12/08, 06h (LT)
Forecast date: Wed. 12/08, 06h (UTC)
Speed function: U15_speed_Helitrix_4
Deployment date: Wed. 12/08, 06h (LT)
Distance to the coast (km)
Flight time (h)
Probability (%)
Number of positive / negative landing
Landing within 24h (D)
Landing within 48h (D)
Landing within 72h (D)
Landing within 120h (D)
No landing within 120h (N)
EPs deployment position
HRC1 (No landing)


Thu. 13/08, 06h (LT)
Forecast date: Thu. 13/08, 06h (UTC)
Speed function: U15_speed_Helitrix_4
Deployment date: Thu. 13/08, 06h (LT)
Distance to the coast (km)
Flight time (h)
Probability (%)
Number of positive / negative landing
Landing within 24h (D)
Landing within 48h (D)
Landing within 72h (D)
Landing within 120h (D)
No landing within 120h (N)
EPs deployment position
HRC1 (No landing)