
Forecast date: Mon. 10/08, 12h (UTC)
Station
Trajectories forecast (HYSPLIT)
Data not available
Site: Rodrigues
Speed function: STD_speed_Hellirk_4
Method: Nested cyclones (300km)
Intercept Time (h)
Measurement Time (h)
Percentage of all numbers
TC Central Pressure
at intercept time (hPa)
Minimum TC pressure
during measurement period (hPa)
Wind at launch time (m/s)


Forecast date: Mon. 10/08, 12h (UTC)
Site: Rodrigues
Speed function: STD_speed_Hellirk_4
Method: Tracked (30.0km/h2)
Intercept Time (h)
Measurement Time (h)
Percentage of all numbers
Minimum of pressure within 300km
at intercept time (hPa)
Deepest minimum of pressure within 300km
during measurement period
Integrated RW2 (m/s)

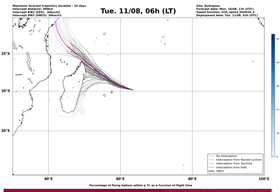
Tue. 11/08, 06h (LT)
Percentage of flying balloons within a TC as a function of flight time

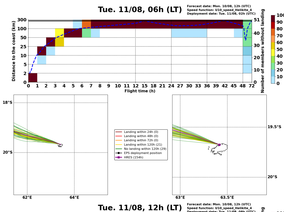
Tue. 11/08, 06h (LT)
Flight time (h)
Distance to the coast (km)
Probability (%)

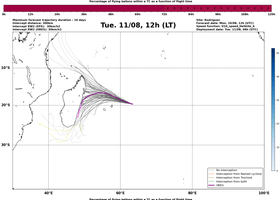
Tue. 11/08, 12h (LT)
Percentage of flying balloons within a TC as a function of flight time

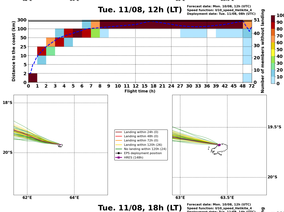
Tue. 11/08, 12h (LT)
Flight time (h)
Distance to the coast (km)
Probability (%)

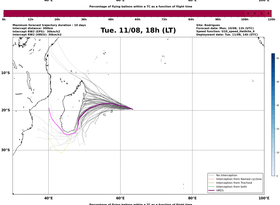
Tue. 11/08, 18h (LT)
Percentage of flying balloons within a TC as a function of flight time

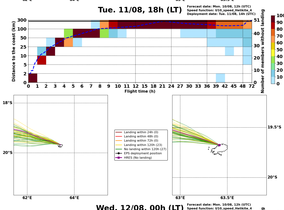
Tue. 11/08, 18h (LT)
Flight time (h)
Distance to the coast (km)
Probability (%)

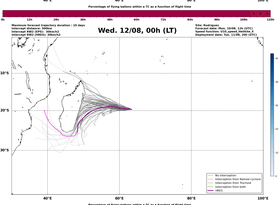
Wed. 12/08, 00h (LT)
Percentage of flying balloons within a TC as a function of flight time

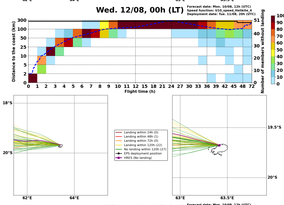
Wed. 12/08, 00h (LT)
Flight time (h)
Distance to the coast (km)
Probability (%)

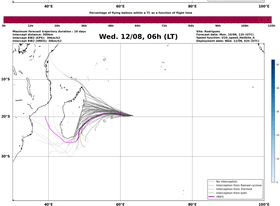
Wed. 12/08, 06h (LT)
Percentage of flying balloons within a TC as a function of flight time

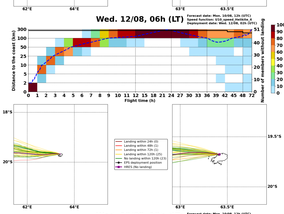
Wed. 12/08, 06h (LT)
Flight time (h)
Distance to the coast (km)
Probability (%)

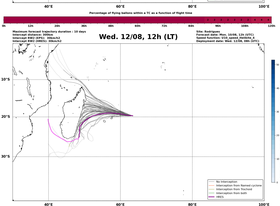
Wed. 12/08, 12h (LT)
Percentage of flying balloons within a TC as a function of flight time

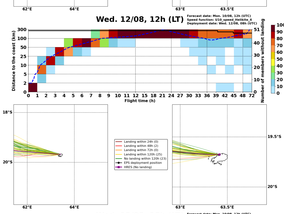
Wed. 12/08, 12h (LT)
Flight time (h)
Distance to the coast (km)
Probability (%)

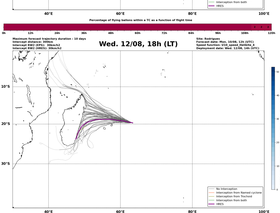
Wed. 12/08, 18h (LT)
Percentage of flying balloons within a TC as a function of flight time

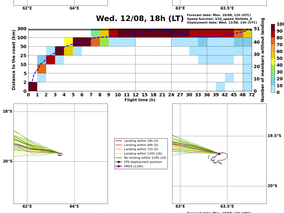
Wed. 12/08, 18h (LT)
Flight time (h)
Distance to the coast (km)
Probability (%)

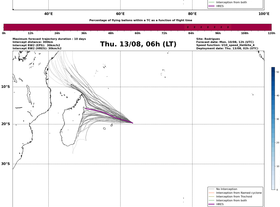
Thu. 13/08, 06h (LT)
Percentage of flying balloons within a TC as a function of flight time

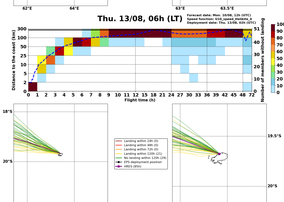
Thu. 13/08, 06h (LT)
Flight time (h)
Distance to the coast (km)
Probability (%)

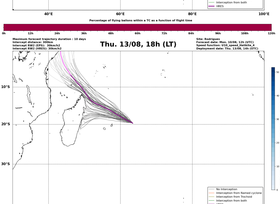
Thu. 13/08, 18h (LT)
Percentage of flying balloons within a TC as a function of flight time

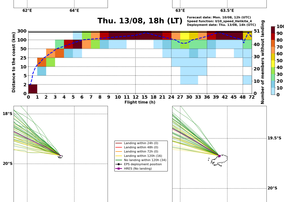
Thu. 13/08, 18h (LT)
Flight time (h)
Distance to the coast (km)
Probability (%)

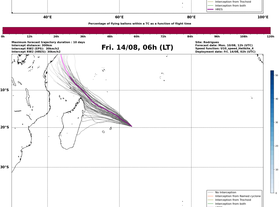
Fri. 14/08, 06h (LT)
Percentage of flying balloons within a TC as a function of flight time

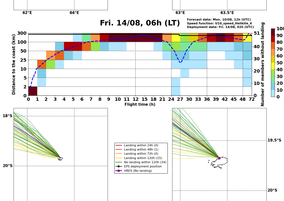
Fri. 14/08, 06h (LT)
Flight time (h)
Distance to the coast (km)
Probability (%)

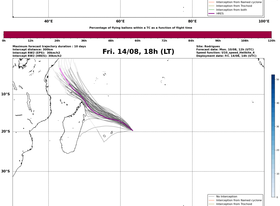
Fri. 14/08, 18h (LT)
Percentage of flying balloons within a TC as a function of flight time

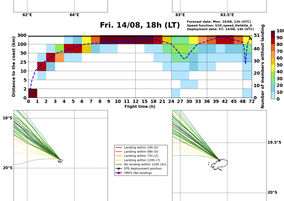
Fri. 14/08, 18h (LT)
Flight time (h)
Distance to the coast (km)
Probability (%)

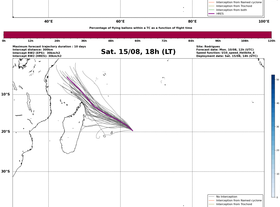
Sat. 15/08, 18h (LT)
Percentage of flying balloons within a TC as a function of flight time


Sat. 15/08, 18h (LT)
Flight time (h)
Distance to the coast (km)
Probability (%)