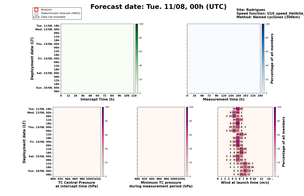
Forecast date: Tue. 11/08, 00h (UTC)
Station
Observations forecast (HRS)
Data not available
Site: Rodrigues
Speed function: U10_speed_Holthuijsen_4
Method: Normal cyclones (300km)
Deployment date (UTC)
Intercept Time (h)
Percentage of all members
Measurement Time (h)
Deployment date (LST)
TC Central Pressure at intercept time (hPa)
Minimum TC pressure during measurement period (hPa)
Wind at launch time (m/s)
Minimum of pressure within 300km at intercept time (hPa)
Deepest minimum of pressure within 300km during measurement period
Integrated RW3 (m/s)

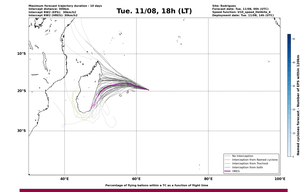
Tue. 11/08, 18h (LT)
Maximum forecast trajectory duration: 10 days
Intercept distance: 300km
Intercept RW3 (HRS): 48km/h
Deployment date: Tue. 11/08, 18h (LT)
Percentage of flying buttons within a TC as a function of flight time
No interception
Interception from Nominal cyclone
Interception from Tracked cyclone
HRS1

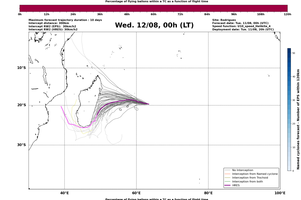
Wed. 12/08, 00h (LT)
Maximum forecast trajectory duration: 10 days
Intercept distance: 300km
Intercept RW3 (HRS): 48km/h
Deployment date: Tue. 11/08, 18h (LT)
Percentage of flying buttons within a TC as a function of flight time
No interception
Interception from Nominal cyclone
Interception from Tracked cyclone
HRS1

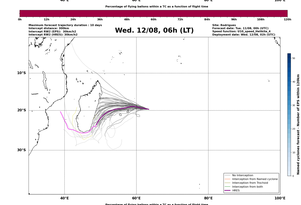
Wed. 12/08, 06h (LT)
Maximum forecast trajectory duration: 10 days
Intercept distance: 300km
Intercept RW3 (HRS): 48km/h
Deployment date: Wed. 11/08, 00h (LT)
Percentage of flying buttons within a TC as a function of flight time
No interception
Interception from Nominal cyclone
Interception from Tracked cyclone
HRS1

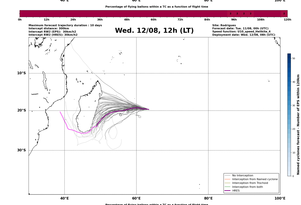
Wed. 12/08, 12h (LT)
Maximum forecast trajectory duration: 10 days
Intercept distance: 300km
Intercept RW3 (HRS): 48km/h
Deployment date: Wed. 11/08, 06h (LT)
Percentage of flying buttons within a TC as a function of flight time
No interception
Interception from Nominal cyclone
Interception from Tracked cyclone
HRS1

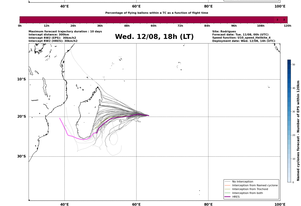
Wed. 12/08, 18h (LT)
Maximum forecast trajectory duration: 10 days
Intercept distance: 300km
Intercept RW3 (HRS): 48km/h
Deployment date: Wed. 11/08, 12h (LT)
Percentage of flying buttons within a TC as a function of flight time
No interception
Interception from Nominal cyclone
Interception from Tracked cyclone
HRS1

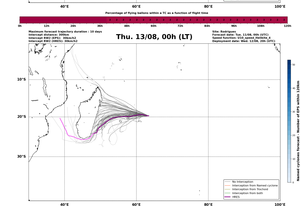
Thu. 13/08, 00h (LT)
Maximum forecast trajectory duration: 10 days
Intercept distance: 300km
Intercept RW3 (HRS): 48km/h
Deployment date: Wed. 11/08, 18h (LT)
Percentage of flying buttons within a TC as a function of flight time
No interception
Interception from Nominal cyclone
Interception from Tracked cyclone
HRS1

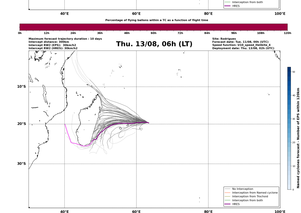
Thu. 13/08, 06h (LT)
Maximum forecast trajectory duration: 10 days
Intercept distance: 300km
Intercept RW3 (HRS): 48km/h
Deployment date: Thu. 11/08, 00h (LT)
Percentage of flying buttons within a TC as a function of flight time
No interception
Interception from Nominal cyclone
Interception from Tracked cyclone
HRS1

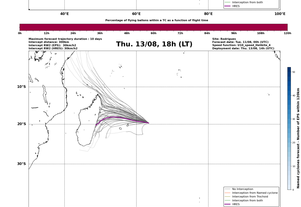
Thu. 13/08, 18h (LT)
Maximum forecast trajectory duration: 10 days
Intercept distance: 300km
Intercept RW3 (HRS): 48km/h
Deployment date: Thu. 11/08, 12h (LT)
Percentage of flying buttons within a TC as a function of flight time
No interception
Interception from Nominal cyclone
Interception from Tracked cyclone
HRS1

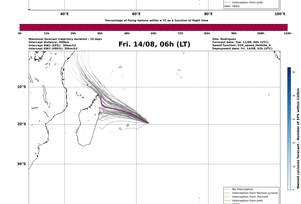
Fri. 14/08, 06h (LT)
Maximum forecast trajectory duration: 10 days
Intercept distance: 300km
Intercept RW3 (HRS): 48km/h
Deployment date: Fri. 14/08, 00h (LT)
Percentage of flying buttons within a TC as a function of flight time
No interception
Interception from Nominal cyclone
Interception from Tracked cyclone
HRS1

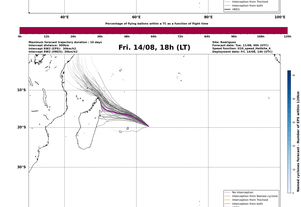
Fri. 14/08, 18h (LT)
Maximum forecast trajectory duration: 10 days
Intercept distance: 300km
Intercept RW3 (HRS): 48km/h
Deployment date: Fri. 14/08, 12h (LT)
Percentage of flying buttons within a TC as a function of flight time
No interception
Interception from Nominal cyclone
Interception from Tracked cyclone
HRS1

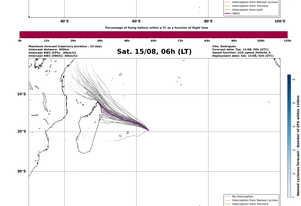
Sat. 15/08, 06h (LT)
Maximum forecast trajectory duration: 10 days
Intercept distance: 300km
Intercept RW3 (HRS): 48km/h
Deployment date: Sat. 15/08, 00h (LT)
Percentage of flying buttons within a TC as a function of flight time
No interception
Interception from Nominal cyclone
Interception from Tracked cyclone
HRS1

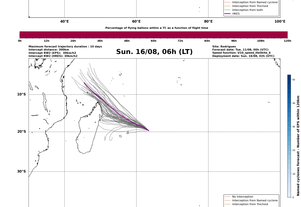
Sun. 16/08, 06h (LT)
Maximum forecast trajectory duration: 10 days
Intercept distance: 300km
Intercept RW3 (HRS): 48km/h
Deployment date: Sun. 16/08, 00h (LT)
Percentage of flying buttons within a TC as a function of flight time
No interception
Interception from Nominal cyclone
Interception from Tracked cyclone
HRS1

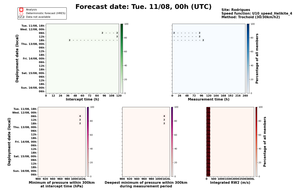
Forecast date: Tue. 11/08, 00h (UTC)
Station
Observations forecast (HRS)
Data not available
Site: Rodrigues
Speed function: U10_speed_Holthuijsen_4
Method: Tracked (30:50km/h)
Deployment date (LST)
Intercept Time (h)
Percentage of all members
Measurement Time (h)
Deployment date (LST)
TC Central Pressure at intercept time (hPa)
Minimum TC pressure during measurement period (hPa)
Wind at launch time (m/s)
Minimum of pressure within 300km at intercept time (hPa)
Deepest minimum of pressure within 300km during measurement period
Integrated RW3 (m/s)

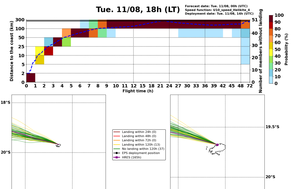
Tue. 11/08, 18h (LT)
Tracked date: Tue. 11/08, 00h (UTC)
Speed function: U10_speed_Holthuijsen_4
Deployment date: Tue. 11/08, 18h (LT)
Distance to the coast (km)
Flight time (h)
Probability (%)
Number of positions within building
Landing within 24h (0)
Landing within 48h (0)
Landing within 72h (1)
Landing within 120h (10)
No landing within 120h (31)
1% deployment position
HRS1 (10%)

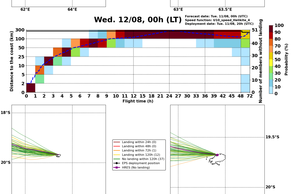
Wed. 12/08, 00h (LT)
Tracked date: Tue. 11/08, 00h (UTC)
Speed function: U10_speed_Holthuijsen_4
Deployment date: Tue. 11/08, 18h (LT)
Distance to the coast (km)
Flight time (h)
Probability (%)
Number of positions within building
Landing within 24h (0)
Landing within 48h (0)
Landing within 72h (1)
Landing within 120h (10)
No landing within 120h (31)
1% deployment position
HRS1 (No landing)

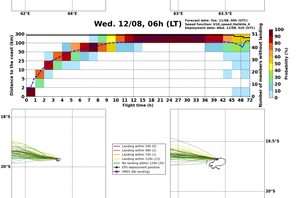
Wed. 12/08, 06h (LT)
Tracked date: Tue. 11/08, 00h (UTC)
Speed function: U10_speed_Holthuijsen_4
Deployment date: Wed. 11/08, 00h (LT)
Distance to the coast (km)
Flight time (h)
Probability (%)
Number of positions within building
Landing within 24h (0)
Landing within 48h (0)
Landing within 72h (1)
Landing within 120h (10)
No landing within 120h (31)
1% deployment position
HRS1 (No landing)

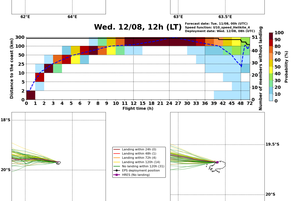
Wed. 12/08, 12h (LT)
Tracked date: Tue. 11/08, 00h (UTC)
Speed function: U10_speed_Holthuijsen_4
Deployment date: Wed. 11/08, 06h (LT)
Distance to the coast (km)
Flight time (h)
Probability (%)
Number of positions within building
Landing within 24h (0)
Landing within 48h (0)
Landing within 72h (1)
Landing within 120h (10)
No landing within 120h (31)
1% deployment position
HRS1 (No landing)

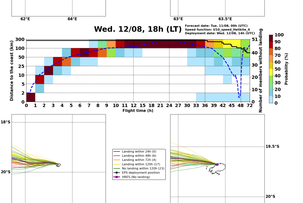
Wed. 12/08, 18h (LT)
Tracked date: Tue. 11/08, 00h (UTC)
Speed function: U10_speed_Holthuijsen_4
Deployment date: Wed. 11/08, 12h (LT)
Distance to the coast (km)
Flight time (h)
Probability (%)
Number of positions within building
Landing within 24h (0)
Landing within 48h (0)
Landing within 72h (1)
Landing within 120h (10)
No landing within 120h (31)
1% deployment position
HRS1 (No landing)

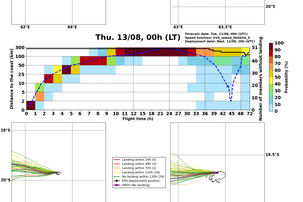
Thu. 13/08, 00h (LT)
Tracked date: Tue. 11/08, 00h (UTC)
Speed function: U10_speed_Holthuijsen_4
Deployment date: Wed. 11/08, 18h (LT)
Distance to the coast (km)
Flight time (h)
Probability (%)
Number of positions within building
Landing within 24h (0)
Landing within 48h (0)
Landing within 72h (1)
Landing within 120h (10)
No landing within 120h (31)
1% deployment position
HRS1 (No landing)

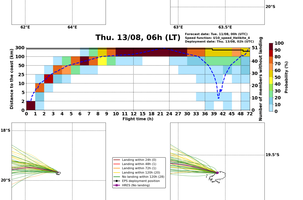
Thu. 13/08, 06h (LT)
Tracked date: Tue. 11/08, 00h (UTC)
Speed function: U10_speed_Holthuijsen_4
Deployment date: Thu. 11/08, 00h (LT)
Distance to the coast (km)
Flight time (h)
Probability (%)
Number of positions within building
Landing within 24h (0)
Landing within 48h (0)
Landing within 72h (1)
Landing within 120h (10)
No landing within 120h (31)
1% deployment position
HRS1 (No landing)


Thu. 13/08, 18h (LT)
Tracked date: Tue. 11/08, 00h (UTC)
Speed function: U10_speed_Holthuijsen_4
Deployment date: Thu. 11/08, 12h (LT)
Distance to the coast (km)
Flight time (h)
Probability (%)
Number of positions within building
Landing within 24h (0)
Landing within 48h (0)
Landing within 72h (1)
Landing within 120h (10)
No landing within 120h (31)
1% deployment position
HRS1 (11%)


Fri. 14/08, 06h (LT)
Tracked date: Tue. 11/08, 00h (UTC)
Speed function: U10_speed_Holthuijsen_4
Deployment date: Fri. 14/08, 00h (LT)
Distance to the coast (km)
Flight time (h)
Probability (%)
Number of positions within building
Landing within 24h (0)
Landing within 48h (0)
Landing within 72h (1)
Landing within 120h (10)
No landing within 120h (31)
1% deployment position
HRS1 (11%)

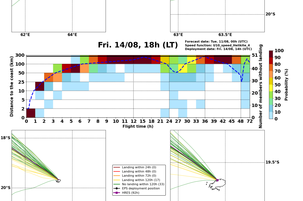
Fri. 14/08, 18h (LT)
Tracked date: Tue. 11/08, 00h (UTC)
Speed function: U10_speed_Holthuijsen_4
Deployment date: Fri. 14/08, 12h (LT)
Distance to the coast (km)
Flight time (h)
Probability (%)
Number of positions within building
Landing within 24h (0)
Landing within 48h (0)
Landing within 72h (1)
Landing within 120h (10)
No landing within 120h (31)
1% deployment position
HRS1 (62%)


Sat. 15/08, 06h (LT)
Tracked date: Tue. 11/08, 00h (UTC)
Speed function: U10_speed_Holthuijsen_4
Deployment date: Sat. 15/08, 00h (LT)
Distance to the coast (km)
Flight time (h)
Probability (%)
Number of positions within building
Landing within 24h (0)
Landing within 48h (0)
Landing within 72h (1)
Landing within 120h (10)
No landing within 120h (31)
1% deployment position
HRS1 (94%)

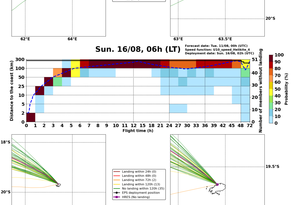
Sun. 16/08, 06h (LT)
Tracked date: Tue. 11/08, 00h (UTC)
Speed function: U10_speed_Holthuijsen_4
Deployment date: Sun. 16/08, 00h (LT)
Distance to the coast (km)
Flight time (h)
Probability (%)
Number of positions within building
Landing within 24h (0)
Landing within 48h (0)
Landing within 72h (1)
Landing within 120h (10)
No landing within 120h (31)
1% deployment position
HRS1 (No landing)