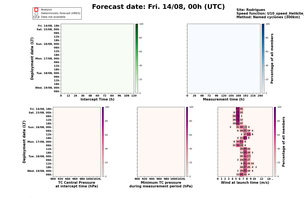
Forecast date: Fri. 14/08, 00h (UTC)
Station
Stormtracks Forecast (VRF)
Data not available
Site: Rodrigues
Speed function: U15_speed_Holthuijsen_4
Method: Normal cyclones (300km)
Fri. 14/08, 18h
Sat. 15/08, 00h
Sat. 15/08, 06h
Sat. 15/08, 12h
Sun. 16/08, 00h
Sun. 16/08, 06h
Sun. 16/08, 12h
Mon. 17/08, 00h
Mon. 17/08, 06h
Mon. 17/08, 12h
Deployment date (LST)
Intercept Time (h)
Measurement Time (h)
Percentage of all numbers
TC Central Pressure at intercept time (hPa)
Minimum TC pressure during measurement period (hPa)
Wind at launch time (m/s)

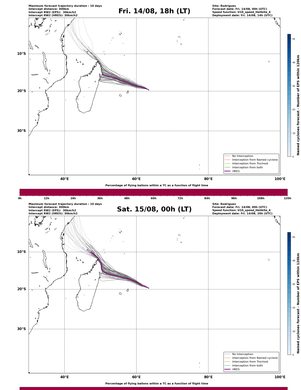
Fri. 14/08, 18h (LT)
Sat. 15/08, 00h (LT)
Sat. 15/08, 06h (LT)
Sat. 15/08, 12h (LT)
Sat. 15/08, 18h (LT)
Sun. 16/08, 00h (LT)
Sun. 16/08, 06h (LT)
Sun. 16/08, 18h (LT)
Mon. 17/08, 06h (LT)
Mon. 17/08, 18h (LT)
Tue. 18/08, 06h (LT)
Wed. 19/08, 06h (LT)
Percentage of flying balloons within a TC as a function of flight time
Normal cyclones forecast - Number of EPs within 150km

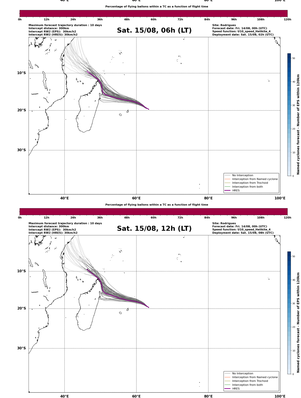
Fri. 14/08, 18h (LT)
Sat. 15/08, 00h (LT)
Sat. 15/08, 06h (LT)
Sat. 15/08, 12h (LT)
Sat. 15/08, 18h (LT)
Sun. 16/08, 00h (LT)
Sun. 16/08, 06h (LT)
Sun. 16/08, 18h (LT)
Mon. 17/08, 06h (LT)
Mon. 17/08, 18h (LT)
Tue. 18/08, 06h (LT)
Wed. 19/08, 06h (LT)
Distance to the coast (km)
Number of deployed balloons
Probability (%)
Flight time (h)

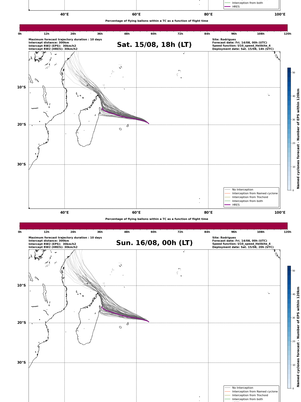
Fri. 14/08, 18h (LT)
Sat. 15/08, 00h (LT)
Sat. 15/08, 06h (LT)
Sat. 15/08, 12h (LT)
Sat. 15/08, 18h (LT)
Sun. 16/08, 00h (LT)
Sun. 16/08, 06h (LT)
Sun. 16/08, 18h (LT)
Mon. 17/08, 06h (LT)
Mon. 17/08, 18h (LT)
Tue. 18/08, 06h (LT)
Wed. 19/08, 06h (LT)
Flight time (h)