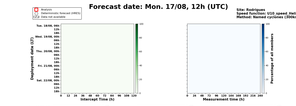
Forecast date: Mon. 17/08, 12h (UTC)
Station
Observation forecast (HRS)
Data not available
Site: Rodrigues
Speed function: U10_speed_Holthuijsen_4
Method: Normal cyclones (300km)
Intercept Time (h)
Measurement Time (h)
Percentage of all members


TC Central Pressure
at intercept time (hPa)
Minimum TC pressure
during measurement period (hPa)
Wind at launch time (m/s)

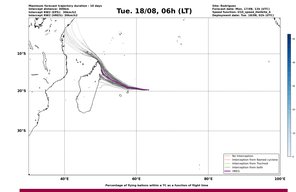
Tue. 18/08, 06h (LT)
Maximum forecast trajectory duration : 10 days
Intercept distance: 300km
Intercept RMS (HRS): 00km/h
Deployment date: Tue. 18/08, 06h (LT)
Percentage of flying balloons within a TC as a function of flight time
Normal cyclones forecast - Number of EPs within 150km

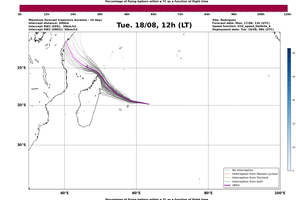
Tue. 18/08, 12h (LT)
Maximum forecast trajectory duration : 10 days
Intercept distance: 300km
Intercept RMS (HRS): 00km/h
Deployment date: Tue. 18/08, 12h (LT)
Percentage of flying balloons within a TC as a function of flight time
Normal cyclones forecast - Number of EPs within 150km

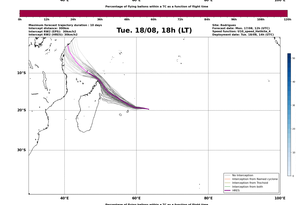
Tue. 18/08, 18h (LT)
Maximum forecast trajectory duration : 10 days
Intercept distance: 300km
Intercept RMS (HRS): 00km/h
Deployment date: Tue. 18/08, 18h (LT)
Percentage of flying balloons within a TC as a function of flight time
Normal cyclones forecast - Number of EPs within 150km

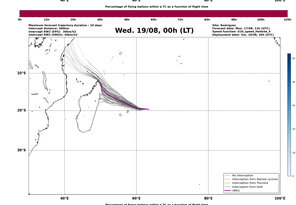
Wed. 19/08, 00h (LT)
Maximum forecast trajectory duration : 10 days
Intercept distance: 300km
Intercept RMS (HRS): 00km/h
Deployment date: Wed. 19/08, 00h (LT)
Percentage of flying balloons within a TC as a function of flight time
Normal cyclones forecast - Number of EPs within 150km

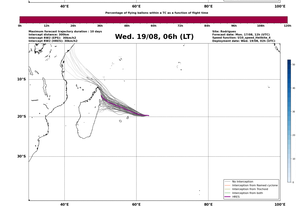
Wed. 19/08, 06h (LT)
Maximum forecast trajectory duration : 10 days
Intercept distance: 300km
Intercept RMS (HRS): 00km/h
Deployment date: Wed. 19/08, 06h (LT)
Percentage of flying balloons within a TC as a function of flight time
Normal cyclones forecast - Number of EPs within 150km

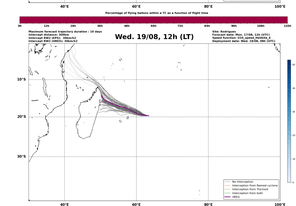
Wed. 19/08, 12h (LT)
Maximum forecast trajectory duration : 10 days
Intercept distance: 300km
Intercept RMS (HRS): 00km/h
Deployment date: Wed. 19/08, 12h (LT)
Percentage of flying balloons within a TC as a function of flight time
Normal cyclones forecast - Number of EPs within 150km

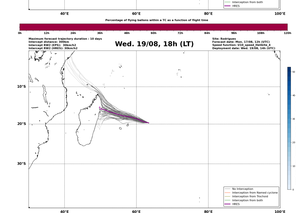
Wed. 19/08, 18h (LT)
Maximum forecast trajectory duration : 10 days
Intercept distance: 300km
Intercept RMS (HRS): 00km/h
Deployment date: Wed. 19/08, 18h (LT)
Percentage of flying balloons within a TC as a function of flight time
Normal cyclones forecast - Number of EPs within 150km

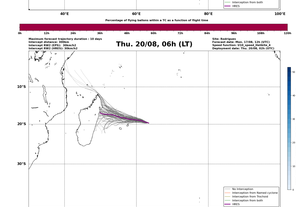
Thu. 20/08, 06h (LT)
Maximum forecast trajectory duration : 10 days
Intercept distance: 300km
Intercept RMS (HRS): 00km/h
Deployment date: Thu. 20/08, 06h (LT)
Percentage of flying balloons within a TC as a function of flight time
Normal cyclones forecast - Number of EPs within 150km

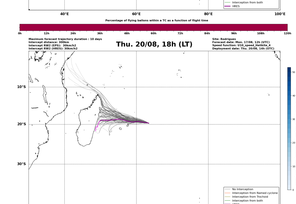
Thu. 20/08, 18h (LT)
Maximum forecast trajectory duration : 10 days
Intercept distance: 300km
Intercept RMS (HRS): 00km/h
Deployment date: Thu. 20/08, 18h (LT)
Percentage of flying balloons within a TC as a function of flight time
Normal cyclones forecast - Number of EPs within 150km

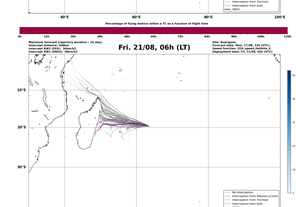
Fri. 21/08, 06h (LT)
Maximum forecast trajectory duration : 10 days
Intercept distance: 300km
Intercept RMS (HRS): 00km/h
Deployment date: Fri. 21/08, 06h (LT)
Percentage of flying balloons within a TC as a function of flight time
Normal cyclones forecast - Number of EPs within 150km

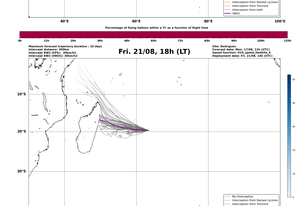
Fri. 21/08, 18h (LT)
Maximum forecast trajectory duration : 10 days
Intercept distance: 300km
Intercept RMS (HRS): 00km/h
Deployment date: Fri. 21/08, 18h (LT)
Percentage of flying balloons within a TC as a function of flight time
Normal cyclones forecast - Number of EPs within 150km

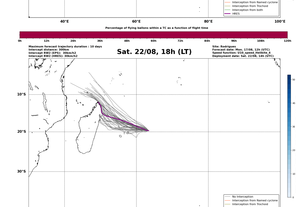
Sat. 22/08, 18h (LT)
Maximum forecast trajectory duration : 10 days
Intercept distance: 300km
Intercept RMS (HRS): 00km/h
Deployment date: Sat. 22/08, 18h (LT)
Percentage of flying balloons within a TC as a function of flight time
Normal cyclones forecast - Number of EPs within 150km


Forecast date: Mon. 17/08, 12h (UTC)
Station
Observation forecast (HRS)
Data not available
Site: Rodrigues
Speed function: U10_speed_Holthuijsen_4
Method: Tracked (30:50km/h)
Intercept Time (h)
Measurement Time (h)
Percentage of all members


Minimum of pressure within 300km
during measurement period
Deepest minimum of pressure within 300km
during measurement period
Integrated RW2 (m/s)


Tue. 18/08, 06h (LT)
Tracked date: Mon. 17/08, 12h (UTC)
Speed function: U10_speed_Holthuijsen_4
Deployment date: Tue. 18/08, 06h (LT)
Flight time (h)
Distance to the coast (km)
Probability (%)
Number of deadlines within landing
Landing within 24h (0)
Landing within 48h (0)
Landing within 72h (0)
Landing within 120h (12)
No landing within 120h (24)
EPs deployment position
HRS (00h)


Tue. 18/08, 12h (LT)
Tracked date: Mon. 17/08, 12h (UTC)
Speed function: U10_speed_Holthuijsen_4
Deployment date: Tue. 18/08, 12h (LT)
Flight time (h)
Distance to the coast (km)
Probability (%)
Number of deadlines within landing
Landing within 24h (0)
Landing within 48h (0)
Landing within 72h (0)
Landing within 120h (12)
No landing within 120h (24)
EPs deployment position
HRS (12h)


Tue. 18/08, 18h (LT)
Tracked date: Mon. 17/08, 12h (UTC)
Speed function: U10_speed_Holthuijsen_4
Deployment date: Tue. 18/08, 18h (LT)
Flight time (h)
Distance to the coast (km)
Probability (%)
Number of deadlines within landing
Landing within 24h (0)
Landing within 48h (0)
Landing within 72h (0)
Landing within 120h (12)
No landing within 120h (24)
EPs deployment position
HRS (18h)

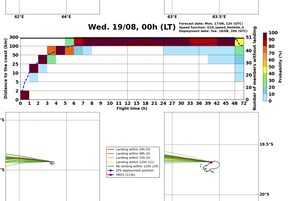
Wed. 19/08, 00h (LT)
Tracked date: Mon. 17/08, 12h (UTC)
Speed function: U10_speed_Holthuijsen_4
Deployment date: Wed. 19/08, 00h (LT)
Flight time (h)
Distance to the coast (km)
Probability (%)
Number of deadlines within landing
Landing within 24h (0)
Landing within 48h (0)
Landing within 72h (0)
Landing within 120h (12)
No landing within 120h (24)
EPs deployment position
HRS (00h)

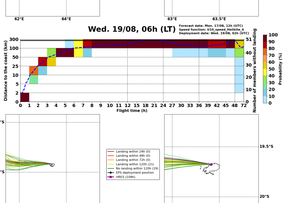
Wed. 19/08, 06h (LT)
Tracked date: Mon. 17/08, 12h (UTC)
Speed function: U10_speed_Holthuijsen_4
Deployment date: Wed. 19/08, 06h (LT)
Flight time (h)
Distance to the coast (km)
Probability (%)
Number of deadlines within landing
Landing within 24h (0)
Landing within 48h (0)
Landing within 72h (0)
Landing within 120h (12)
No landing within 120h (24)
EPs deployment position
HRS (06h)


Wed. 19/08, 12h (LT)
Tracked date: Mon. 17/08, 12h (UTC)
Speed function: U10_speed_Holthuijsen_4
Deployment date: Wed. 19/08, 12h (LT)
Flight time (h)
Distance to the coast (km)
Probability (%)
Number of deadlines within landing
Landing within 24h (0)
Landing within 48h (0)
Landing within 72h (0)
Landing within 120h (12)
No landing within 120h (24)
EPs deployment position
HRS (12h)

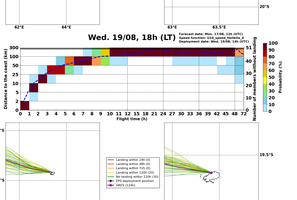
Wed. 19/08, 18h (LT)
Tracked date: Mon. 17/08, 12h (UTC)
Speed function: U10_speed_Holthuijsen_4
Deployment date: Wed. 19/08, 18h (LT)
Flight time (h)
Distance to the coast (km)
Probability (%)
Number of deadlines within landing
Landing within 24h (0)
Landing within 48h (0)
Landing within 72h (0)
Landing within 120h (12)
No landing within 120h (24)
EPs deployment position
HRS (18h)

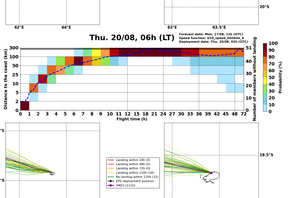
Thu. 20/08, 06h (LT)
Tracked date: Mon. 17/08, 12h (UTC)
Speed function: U10_speed_Holthuijsen_4
Deployment date: Thu. 20/08, 06h (LT)
Flight time (h)
Distance to the coast (km)
Probability (%)
Number of deadlines within landing
Landing within 24h (0)
Landing within 48h (0)
Landing within 72h (0)
Landing within 120h (12)
No landing within 120h (24)
EPs deployment position
HRS (12h)

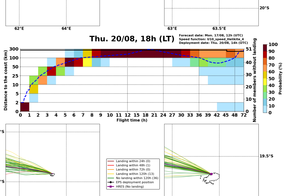
Thu. 20/08, 18h (LT)
Tracked date: Mon. 17/08, 12h (UTC)
Speed function: U10_speed_Holthuijsen_4
Deployment date: Thu. 20/08, 18h (LT)
Flight time (h)
Distance to the coast (km)
Probability (%)
Number of deadlines within landing
Landing within 24h (0)
Landing within 48h (0)
Landing within 72h (0)
Landing within 120h (12)
No landing within 120h (24)
EPs deployment position
HRS (No landing)


Fri. 21/08, 06h (LT)
Tracked date: Mon. 17/08, 12h (UTC)
Speed function: U10_speed_Holthuijsen_4
Deployment date: Fri. 21/08, 06h (LT)
Flight time (h)
Distance to the coast (km)
Probability (%)
Number of deadlines within landing
Landing within 24h (0)
Landing within 48h (0)
Landing within 72h (0)
Landing within 120h (12)
No landing within 120h (24)
EPs deployment position
HRS (No landing)

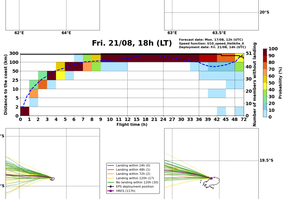
Fri. 21/08, 18h (LT)
Tracked date: Mon. 17/08, 12h (UTC)
Speed function: U10_speed_Holthuijsen_4
Deployment date: Fri. 21/08, 18h (LT)
Flight time (h)
Distance to the coast (km)
Probability (%)
Number of deadlines within landing
Landing within 24h (0)
Landing within 48h (0)
Landing within 72h (0)
Landing within 120h (12)
No landing within 120h (24)
EPs deployment position
HRS (21h)


Sat. 22/08, 18h (LT)
Tracked date: Mon. 17/08, 12h (UTC)
Speed function: U10_speed_Holthuijsen_4
Deployment date: Sat. 22/08, 18h (LT)
Flight time (h)
Distance to the coast (km)
Probability (%)
Number of deadlines within landing
Landing within 24h (0)
Landing within 48h (0)
Landing within 72h (0)
Landing within 120h (12)
No landing within 120h (24)
EPs deployment position
HRS (12h)