
Forecast date: Wed. 19/08, 12h (UTC)
Station
Trajectories forecast (HYSPLIT)
Data not available
Site: Rodrigues
Speed function: V15_speed_Hellirk_4
Method: Normal cyclones (300km)
Intercept Time (h)
Measurement Time (h)
Percentage of all numbers
TC Central Pressure
at intercept time (hPa)
Minimum TC pressure
during measurement period (hPa)
Wind at launch time (m/s)
Minimum of pressure within 300km
at intercept time (hPa)
Deepest minimum of pressure within 300km
during measurement period
Integrated RW2 (m/s)

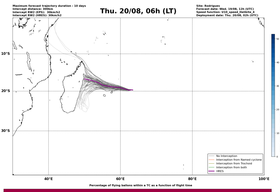
Thu. 20/08, 06h (LT)
Thu. 20/08, 12h (LT)
Thu. 20/08, 18h (LT)
Fri. 21/08, 00h (LT)
Fri. 21/08, 06h (LT)
Fri. 21/08, 12h (LT)
Fri. 21/08, 18h (LT)
Sat. 22/08, 06h (LT)
Sat. 22/08, 18h (LT)
Sun. 23/08, 06h (LT)
Sun. 23/08, 18h (LT)
Mon. 24/08, 18h (LT)
Percentage of flying balloons within a TC as a function of flight time
Normal cyclones forecast - Number of EPs within 150km

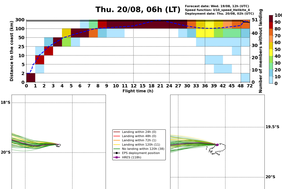
Thu. 20/08, 06h (LT)
Thu. 20/08, 12h (LT)
Thu. 20/08, 18h (LT)
Fri. 21/08, 00h (LT)
Fri. 21/08, 06h (LT)
Fri. 21/08, 12h (LT)
Fri. 21/08, 18h (LT)
Sat. 22/08, 06h (LT)
Sat. 22/08, 18h (LT)
Sun. 23/08, 06h (LT)
Sun. 23/08, 18h (LT)
Mon. 24/08, 18h (LT)
Distance to the coast (km)
Flight time (h)
Probability (%)