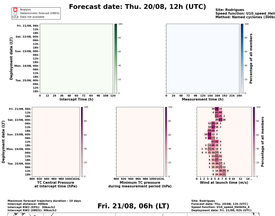
Forecast date: Thu. 20/08, 12h (UTC)
Station
Operational forecast (HRES)
Data not available
Site: Rodrigues
Speed function: U10_speed_Holthuijsen_4
Method: Normal cyclones (300km)
Deployment date (start)
Deployment date (end)
Intercept Time (h)
Measurement Time (h)
Percentage of all numbers
TC Central Pressure
at intercept time (hPa)
Minimum TC pressure
during measurement period (hPa)
Wind at launch time (m/s)
Minimum of pressure within 300km
at intercept time (hPa)
Deepest minimum of pressure within 300km
during measurement period
Integrated RW2 (m/s)

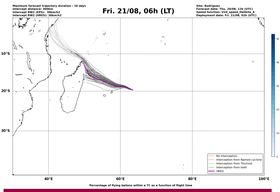
Fri. 21/08, 06h (LT)
Fri. 21/08, 12h (LT)
Fri. 21/08, 18h (LT)
Sat. 22/08, 00h (LT)
Sat. 22/08, 06h (LT)
Sat. 22/08, 12h (LT)
Sat. 22/08, 18h (LT)
Sun. 23/08, 06h (LT)
Sun. 23/08, 18h (LT)
Mon. 24/08, 06h (LT)
Mon. 24/08, 18h (LT)
Tue. 25/08, 18h (LT)
Percentage of flying balloons within a TC as a function of flight time
Normal cyclones forecast - Number of EPs within 150km

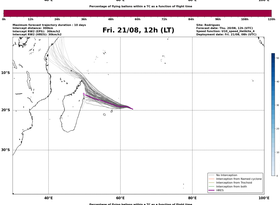
Fri. 21/08, 06h (LT)
Fri. 21/08, 12h (LT)
Fri. 21/08, 18h (LT)
Sat. 22/08, 00h (LT)
Sat. 22/08, 06h (LT)
Sat. 22/08, 12h (LT)
Sat. 22/08, 18h (LT)
Sun. 23/08, 06h (LT)
Sun. 23/08, 18h (LT)
Mon. 24/08, 06h (LT)
Mon. 24/08, 18h (LT)
Tue. 25/08, 18h (LT)
Distance to the coast (km)
Flight time (h)
Probability (%)
Number of balloons within landing
Landing within 24h (0)
Landing within 48h (0)
Landing within 72h (0)
Landing within 120h (1)
No landing within 120h (41)
EPs deployment position
HRES (13/00)

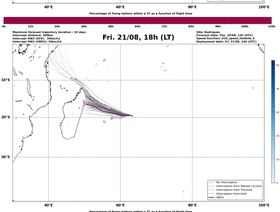
Fri. 21/08, 06h (LT)
Fri. 21/08, 12h (LT)
Fri. 21/08, 18h (LT)
Sat. 22/08, 00h (LT)
Sat. 22/08, 06h (LT)
Sat. 22/08, 12h (LT)
Sat. 22/08, 18h (LT)
Sun. 23/08, 06h (LT)
Sun. 23/08, 18h (LT)
Mon. 24/08, 06h (LT)
Mon. 24/08, 18h (LT)
Tue. 25/08, 18h (LT)
Distance to the coast (km)
Flight time (h)
Probability (%)
Number of balloons within landing
Landing within 24h (0)
Landing within 48h (0)
Landing within 72h (0)
Landing within 120h (1)
No landing within 120h (41)
EPs deployment position
HRES (13/00)

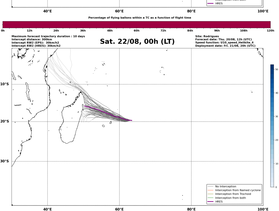
Fri. 21/08, 06h (LT)
Fri. 21/08, 12h (LT)
Fri. 21/08, 18h (LT)
Sat. 22/08, 00h (LT)
Sat. 22/08, 06h (LT)
Sat. 22/08, 12h (LT)
Sat. 22/08, 18h (LT)
Sun. 23/08, 06h (LT)
Sun. 23/08, 18h (LT)
Mon. 24/08, 06h (LT)
Mon. 24/08, 18h (LT)
Tue. 25/08, 18h (LT)
Distance to the coast (km)
Flight time (h)
Probability (%)
Number of balloons within landing
Landing within 24h (0)
Landing within 48h (0)
Landing within 72h (0)
Landing within 120h (1)
No landing within 120h (41)
EPs deployment position
HRES (13/00)

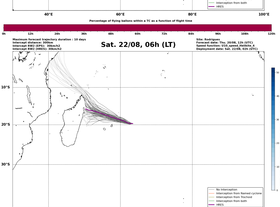
Fri. 21/08, 06h (LT)
Fri. 21/08, 12h (LT)
Fri. 21/08, 18h (LT)
Sat. 22/08, 00h (LT)
Sat. 22/08, 06h (LT)
Sat. 22/08, 12h (LT)
Sat. 22/08, 18h (LT)
Sun. 23/08, 06h (LT)
Sun. 23/08, 18h (LT)
Mon. 24/08, 06h (LT)
Mon. 24/08, 18h (LT)
Tue. 25/08, 18h (LT)
Distance to the coast (km)
Flight time (h)
Probability (%)
Number of balloons within landing
Landing within 24h (0)
Landing within 48h (0)
Landing within 72h (0)
Landing within 120h (1)
No landing within 120h (41)
EPs deployment position
HRES (13/00)

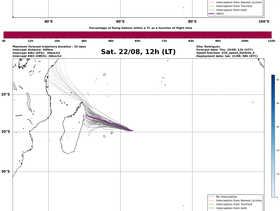
Fri. 21/08, 06h (LT)
Fri. 21/08, 12h (LT)
Fri. 21/08, 18h (LT)
Sat. 22/08, 00h (LT)
Sat. 22/08, 06h (LT)
Sat. 22/08, 12h (LT)
Sat. 22/08, 18h (LT)
Sun. 23/08, 06h (LT)
Sun. 23/08, 18h (LT)
Mon. 24/08, 06h (LT)
Mon. 24/08, 18h (LT)
Tue. 25/08, 18h (LT)
Distance to the coast (km)
Flight time (h)
Probability (%)
Number of balloons within landing
Landing within 24h (0)
Landing within 48h (0)
Landing within 72h (0)
Landing within 120h (1)
No landing within 120h (41)
EPs deployment position
HRES (13/00)

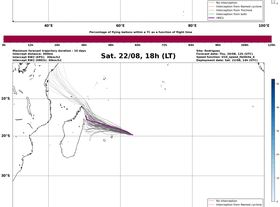
Fri. 21/08, 06h (LT)
Fri. 21/08, 12h (LT)
Fri. 21/08, 18h (LT)
Sat. 22/08, 00h (LT)
Sat. 22/08, 06h (LT)
Sat. 22/08, 12h (LT)
Sat. 22/08, 18h (LT)
Sun. 23/08, 06h (LT)
Sun. 23/08, 18h (LT)
Mon. 24/08, 06h (LT)
Mon. 24/08, 18h (LT)
Tue. 25/08, 18h (LT)
Distance to the coast (km)
Flight time (h)
Probability (%)
Number of balloons within landing
Landing within 24h (0)
Landing within 48h (0)
Landing within 72h (0)
Landing within 120h (1)
No landing within 120h (41)
EPs deployment position
HRES (13/00)

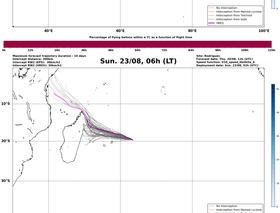
Fri. 21/08, 06h (LT)
Fri. 21/08, 12h (LT)
Fri. 21/08, 18h (LT)
Sat. 22/08, 00h (LT)
Sat. 22/08, 06h (LT)
Sat. 22/08, 12h (LT)
Sat. 22/08, 18h (LT)
Sun. 23/08, 06h (LT)
Sun. 23/08, 18h (LT)
Mon. 24/08, 06h (LT)
Mon. 24/08, 18h (LT)
Tue. 25/08, 18h (LT)
Distance to the coast (km)
Flight time (h)
Probability (%)
Number of balloons within landing
Landing within 24h (0)
Landing within 48h (0)
Landing within 72h (0)
Landing within 120h (1)
No landing within 120h (41)
EPs deployment position
HRES (13/00)

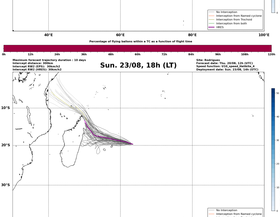
Fri. 21/08, 06h (LT)
Fri. 21/08, 12h (LT)
Fri. 21/08, 18h (LT)
Sat. 22/08, 00h (LT)
Sat. 22/08, 06h (LT)
Sat. 22/08, 12h (LT)
Sat. 22/08, 18h (LT)
Sun. 23/08, 06h (LT)
Sun. 23/08, 18h (LT)
Mon. 24/08, 06h (LT)
Mon. 24/08, 18h (LT)
Tue. 25/08, 18h (LT)
Distance to the coast (km)
Flight time (h)
Probability (%)
Number of balloons within landing
Landing within 24h (0)
Landing within 48h (0)
Landing within 72h (0)
Landing within 120h (1)
No landing within 120h (41)
EPs deployment position
HRES (13/00)

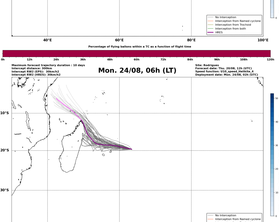
Fri. 21/08, 06h (LT)
Fri. 21/08, 12h (LT)
Fri. 21/08, 18h (LT)
Sat. 22/08, 00h (LT)
Sat. 22/08, 06h (LT)
Sat. 22/08, 12h (LT)
Sat. 22/08, 18h (LT)
Sun. 23/08, 06h (LT)
Sun. 23/08, 18h (LT)
Mon. 24/08, 06h (LT)
Mon. 24/08, 18h (LT)
Tue. 25/08, 18h (LT)
Distance to the coast (km)
Flight time (h)
Probability (%)
Number of balloons within landing
Landing within 24h (0)
Landing within 48h (0)
Landing within 72h (0)
Landing within 120h (1)
No landing within 120h (41)
EPs deployment position
HRES (13/00)

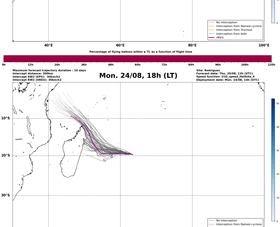
Fri. 21/08, 06h (LT)
Fri. 21/08, 12h (LT)
Fri. 21/08, 18h (LT)
Sat. 22/08, 00h (LT)
Sat. 22/08, 06h (LT)
Sat. 22/08, 12h (LT)
Sat. 22/08, 18h (LT)
Sun. 23/08, 06h (LT)
Sun. 23/08, 18h (LT)
Mon. 24/08, 06h (LT)
Mon. 24/08, 18h (LT)
Tue. 25/08, 18h (LT)
Distance to the coast (km)
Flight time (h)
Probability (%)
Number of balloons within landing
Landing within 24h (0)
Landing within 48h (0)
Landing within 72h (0)
Landing within 120h (1)
No landing within 120h (41)
EPs deployment position
HRES (13/00)

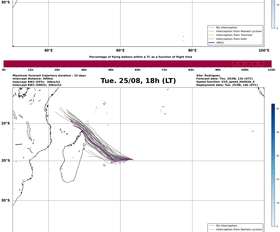
Fri. 21/08, 06h (LT)
Fri. 21/08, 12h (LT)
Fri. 21/08, 18h (LT)
Sat. 22/08, 00h (LT)
Sat. 22/08, 06h (LT)
Sat. 22/08, 12h (LT)
Sat. 22/08, 18h (LT)
Sun. 23/08, 06h (LT)
Sun. 23/08, 18h (LT)
Mon. 24/08, 06h (LT)
Mon. 24/08, 18h (LT)
Tue. 25/08, 18h (LT)
Distance to the coast (km)
Flight time (h)
Probability (%)
Number of balloons within landing
Landing within 24h (0)
Landing within 48h (0)
Landing within 72h (0)
Landing within 120h (1)
No landing within 120h (41)
EPs deployment position
HRES (13/00)