
Forecast date: Sat. 29/08, 12h (UTC)
Station
Hydrometeorologic forecast (HMS)
Data not available
Site: Rodrigues
Speed function: U10_speed_Holthuijsen_4
Method: Nested cyclones (300km)
Sun. 30/08, 06h
Mon. 31/08, 00h
Mon. 31/08, 06h
Mon. 31/08, 12h
Mon. 31/08, 18h
Tue. 01/09, 06h
Tue. 01/09, 18h
Wed. 02/09, 06h
Wed. 02/09, 18h
Thu. 03/09, 18h
Deployment date (GMT)
Deployment date (local)
Intercept Time (h)
Measurement Time (h)
Percentage of all numbers
TC Central Pressure at intercept time (hPa)
Minimum TC pressure during measurement period (hPa)
Wind at launch time (m/s)
Minimum of pressure within 300km at intercept time (hPa)
Deepest minimum of pressure within 300km during measurement period
Integrated RW2 (m/s)


Sun. 30/08, 06h (LT)
Maximum forward trajectory duration : 10 days
Intercept distance: 100km
Intercept RW2 (HMS): 0Km/s
Intercept RW2 (GRID): 0Km/s
Site: Rodrigues
Forecast date: Sat. 29/08, 12h (UTC)
Speed function: U10_speed_Holthuijsen_4
Deployment date: Sun. 30/08, 06h (UTC)
No interception
Interception from forward cyclone
Interception from Tactical
Interception from both
HMS
Percentage of flying balloons within a TC as a function of flight time
Nested cyclones forward - Number of GFS ensembles (100km)
Distance to the coast (km)
Flight time (h)
Probability (%)
Number of balloons within buffering
Landing within 24h (0)
Landing within 48h (0)
Landing within 72h (0)
No landing within 120h (0)
GFS deployment position
HMS (delta)

Sun. 30/08, 12h (LT)
Maximum forward trajectory duration : 10 days
Intercept distance: 100km
Intercept RW2 (HMS): 0Km/s
Intercept RW2 (GRID): 0Km/s
Site: Rodrigues
Forecast date: Sat. 29/08, 12h (UTC)
Speed function: U10_speed_Holthuijsen_4
Deployment date: Sun. 30/08, 12h (UTC)
No interception
Interception from forward cyclone
Interception from Tactical
Interception from both
HMS
Percentage of flying balloons within a TC as a function of flight time
Nested cyclones forward - Number of GFS ensembles (100km)
Distance to the coast (km)
Flight time (h)
Probability (%)
Number of balloons within buffering
Landing within 24h (0)
Landing within 48h (0)
Landing within 72h (0)
No landing within 120h (0)
GFS deployment position
HMS (delta)


Sun. 30/08, 18h (LT)
Maximum forward trajectory duration : 10 days
Intercept distance: 100km
Intercept RW2 (HMS): 0Km/s
Intercept RW2 (GRID): 0Km/s
Site: Rodrigues
Forecast date: Sat. 29/08, 12h (UTC)
Speed function: U10_speed_Holthuijsen_4
Deployment date: Sun. 30/08, 18h (UTC)
No interception
Interception from forward cyclone
Interception from Tactical
Interception from both
HMS
Percentage of flying balloons within a TC as a function of flight time
Nested cyclones forward - Number of GFS ensembles (100km)
Distance to the coast (km)
Flight time (h)
Probability (%)
Number of balloons within buffering
Landing within 24h (0)
Landing within 48h (0)
Landing within 72h (0)
No landing within 120h (0)
GFS deployment position
HMS (delta)

Mon. 31/08, 00h (LT)
Maximum forward trajectory duration : 10 days
Intercept distance: 100km
Intercept RW2 (HMS): 0Km/s
Intercept RW2 (GRID): 0Km/s
Site: Rodrigues
Forecast date: Sat. 29/08, 12h (UTC)
Speed function: U10_speed_Holthuijsen_4
Deployment date: Mon. 31/08, 00h (UTC)
No interception
Interception from forward cyclone
Interception from Tactical
Interception from both
HMS
Percentage of flying balloons within a TC as a function of flight time
Nested cyclones forward - Number of GFS ensembles (100km)
Distance to the coast (km)
Flight time (h)
Probability (%)
Number of balloons within buffering
Landing within 24h (0)
Landing within 48h (0)
Landing within 72h (0)
No landing within 120h (0)
GFS deployment position
HMS (delta)


Mon. 31/08, 06h (LT)
Maximum forward trajectory duration : 10 days
Intercept distance: 100km
Intercept RW2 (HMS): 0Km/s
Intercept RW2 (GRID): 0Km/s
Site: Rodrigues
Forecast date: Sat. 29/08, 12h (UTC)
Speed function: U10_speed_Holthuijsen_4
Deployment date: Mon. 31/08, 06h (UTC)
No interception
Interception from forward cyclone
Interception from Tactical
Interception from both
HMS
Percentage of flying balloons within a TC as a function of flight time
Nested cyclones forward - Number of GFS ensembles (100km)
Distance to the coast (km)
Flight time (h)
Probability (%)
Number of balloons within buffering
Landing within 24h (0)
Landing within 48h (0)
Landing within 72h (0)
No landing within 120h (0)
GFS deployment position
HMS (delta)


Mon. 31/08, 12h (LT)
Maximum forward trajectory duration : 10 days
Intercept distance: 100km
Intercept RW2 (HMS): 0Km/s
Intercept RW2 (GRID): 0Km/s
Site: Rodrigues
Forecast date: Sat. 29/08, 12h (UTC)
Speed function: U10_speed_Holthuijsen_4
Deployment date: Mon. 31/08, 12h (UTC)
No interception
Interception from forward cyclone
Interception from Tactical
Interception from both
HMS
Percentage of flying balloons within a TC as a function of flight time
Nested cyclones forward - Number of GFS ensembles (100km)
Distance to the coast (km)
Flight time (h)
Probability (%)
Number of balloons within buffering
Landing within 24h (0)
Landing within 48h (0)
Landing within 72h (0)
No landing within 120h (0)
GFS deployment position
HMS (delta)


Mon. 31/08, 18h (LT)
Maximum forward trajectory duration : 10 days
Intercept distance: 100km
Intercept RW2 (HMS): 0Km/s
Intercept RW2 (GRID): 0Km/s
Site: Rodrigues
Forecast date: Sat. 29/08, 12h (UTC)
Speed function: U10_speed_Holthuijsen_4
Deployment date: Mon. 31/08, 18h (UTC)
No interception
Interception from forward cyclone
Interception from Tactical
Interception from both
HMS
Percentage of flying balloons within a TC as a function of flight time
Nested cyclones forward - Number of GFS ensembles (100km)
Distance to the coast (km)
Flight time (h)
Probability (%)
Number of balloons within buffering
Landing within 24h (0)
Landing within 48h (0)
Landing within 72h (0)
No landing within 120h (0)
GFS deployment position
HMS (delta)


Tue. 01/09, 06h (LT)
Maximum forward trajectory duration : 10 days
Intercept distance: 100km
Intercept RW2 (HMS): 0Km/s
Intercept RW2 (GRID): 0Km/s
Site: Rodrigues
Forecast date: Sat. 29/08, 12h (UTC)
Speed function: U10_speed_Holthuijsen_4
Deployment date: Tue. 01/09, 06h (UTC)
No interception
Interception from forward cyclone
Interception from Tactical
Interception from both
HMS
Percentage of flying balloons within a TC as a function of flight time
Nested cyclones forward - Number of GFS ensembles (100km)
Distance to the coast (km)
Flight time (h)
Probability (%)
Number of balloons within buffering
Landing within 24h (0)
Landing within 48h (0)
Landing within 72h (0)
No landing within 120h (0)
GFS deployment position
HMS (delta)


Tue. 01/09, 18h (LT)
Maximum forward trajectory duration : 10 days
Intercept distance: 100km
Intercept RW2 (HMS): 0Km/s
Intercept RW2 (GRID): 0Km/s
Site: Rodrigues
Forecast date: Sat. 29/08, 12h (UTC)
Speed function: U10_speed_Holthuijsen_4
Deployment date: Tue. 01/09, 18h (UTC)
No interception
Interception from forward cyclone
Interception from Tactical
Interception from both
HMS
Percentage of flying balloons within a TC as a function of flight time
Nested cyclones forward - Number of GFS ensembles (100km)
Distance to the coast (km)
Flight time (h)
Probability (%)
Number of balloons within buffering
Landing within 24h (0)
Landing within 48h (0)
Landing within 72h (0)
No landing within 120h (0)
GFS deployment position
HMS (delta)

Wed. 02/09, 06h (LT)
Maximum forward trajectory duration : 10 days
Intercept distance: 100km
Intercept RW2 (HMS): 0Km/s
Intercept RW2 (GRID): 0Km/s
Site: Rodrigues
Forecast date: Sat. 29/08, 12h (UTC)
Speed function: U10_speed_Holthuijsen_4
Deployment date: Wed. 02/09, 06h (UTC)
No interception
Interception from forward cyclone
Interception from Tactical
Interception from both
HMS
Percentage of flying balloons within a TC as a function of flight time
Nested cyclones forward - Number of GFS ensembles (100km)
Distance to the coast (km)
Flight time (h)
Probability (%)
Number of balloons within buffering
Landing within 24h (0)
Landing within 48h (0)
Landing within 72h (0)
No landing within 120h (0)
GFS deployment position
HMS (delta)

Wed. 02/09, 18h (LT)
Maximum forward trajectory duration : 10 days
Intercept distance: 100km
Intercept RW2 (HMS): 0Km/s
Intercept RW2 (GRID): 0Km/s
Site: Rodrigues
Forecast date: Sat. 29/08, 12h (UTC)
Speed function: U10_speed_Holthuijsen_4
Deployment date: Wed. 02/09, 18h (UTC)
No interception
Interception from forward cyclone
Interception from Tactical
Interception from both
HMS
Percentage of flying balloons within a TC as a function of flight time
Nested cyclones forward - Number of GFS ensembles (100km)
Distance to the coast (km)
Flight time (h)
Probability (%)
Number of balloons within buffering
Landing within 24h (0)
Landing within 48h (0)
Landing within 72h (0)
No landing within 120h (0)
GFS deployment position
HMS (delta)

Thu. 03/09, 18h (LT)
Maximum forward trajectory duration : 10 days
Intercept distance: 100km
Intercept RW2 (HMS): 0Km/s
Intercept RW2 (GRID): 0Km/s
Site: Rodrigues
Forecast date: Sat. 29/08, 12h (UTC)
Speed function: U10_speed_Holthuijsen_4
Deployment date: Thu. 03/09, 18h (UTC)
No interception
Interception from forward cyclone
Interception from Tactical
Interception from both
HMS
Percentage of flying balloons within a TC as a function of flight time
Nested cyclones forward - Number of GFS ensembles (100km)
Distance to the coast (km)
Flight time (h)
Probability (%)
Number of balloons within buffering
Landing within 24h (0)
Landing within 48h (0)
Landing within 72h (0)
No landing within 120h (0)
GFS deployment position
HMS (delta)

Forecast date: Sat. 29/08, 12h (UTC)
Station
Hydrometeorologic forecast (HMS)
Data not available
Site: Rodrigues
Speed function: U10_speed_Holthuijsen_4
Method: Tractical (30/30km/h2)
Sun. 30/08, 06h
Mon. 31/08, 00h
Mon. 31/08, 06h
Mon. 31/08, 12h
Mon. 31/08, 18h
Tue. 01/09, 06h
Tue. 01/09, 18h
Wed. 02/09, 06h
Wed. 02/09, 18h
Thu. 03/09, 18h
Deployment date (GMT)
Deployment date (local)
Intercept Time (h)
Measurement Time (h)
Percentage of all numbers

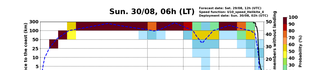
Sun. 30/08, 06h (LT)
Forecast date: Sat. 29/08, 12h (UTC)
Speed function: U10_speed_Holthuijsen_4
Deployment date: Sun. 30/08, 06h (UTC)
Distance to the coast (km)
Flight time (h)
Probability (%)
Number of balloons within buffering
Landing within 24h (0)
Landing within 48h (0)
Landing within 72h (0)
No landing within 120h (0)
GFS deployment position
HMS (delta)


Sun. 30/08, 12h (LT)
Forecast date: Sat. 29/08, 12h (UTC)
Speed function: U10_speed_Holthuijsen_4
Deployment date: Sun. 30/08, 12h (UTC)
Distance to the coast (km)
Flight time (h)
Probability (%)
Number of balloons within buffering
Landing within 24h (0)
Landing within 48h (0)
Landing within 72h (0)
No landing within 120h (0)
GFS deployment position
HMS (delta)


Sun. 30/08, 18h (LT)
Forecast date: Sat. 29/08, 12h (UTC)
Speed function: U10_speed_Holthuijsen_4
Deployment date: Sun. 30/08, 18h (UTC)
Distance to the coast (km)
Flight time (h)
Probability (%)
Number of balloons within buffering
Landing within 24h (0)
Landing within 48h (0)
Landing within 72h (0)
No landing within 120h (0)
GFS deployment position
HMS (delta)

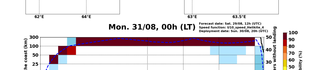
Mon. 31/08, 00h (LT)
Forecast date: Sat. 29/08, 12h (UTC)
Speed function: U10_speed_Holthuijsen_4
Deployment date: Mon. 31/08, 00h (UTC)
Distance to the coast (km)
Flight time (h)
Probability (%)
Number of balloons within buffering
Landing within 24h (0)
Landing within 48h (0)
Landing within 72h (0)
No landing within 120h (0)
GFS deployment position
HMS (delta)

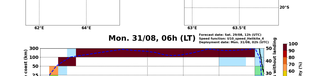
Mon. 31/08, 06h (LT)
Forecast date: Sat. 29/08, 12h (UTC)
Speed function: U10_speed_Holthuijsen_4
Deployment date: Mon. 31/08, 06h (UTC)
Distance to the coast (km)
Flight time (h)
Probability (%)
Number of balloons within buffering
Landing within 24h (0)
Landing within 48h (0)
Landing within 72h (0)
No landing within 120h (0)
GFS deployment position
HMS (delta)

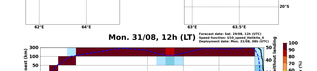
Mon. 31/08, 12h (LT)
Forecast date: Sat. 29/08, 12h (UTC)
Speed function: U10_speed_Holthuijsen_4
Deployment date: Mon. 31/08, 12h (UTC)
Distance to the coast (km)
Flight time (h)
Probability (%)
Number of balloons within buffering
Landing within 24h (0)
Landing within 48h (0)
Landing within 72h (0)
No landing within 120h (0)
GFS deployment position
HMS (delta)

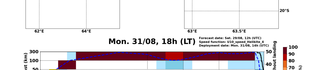
Mon. 31/08, 18h (LT)
Forecast date: Sat. 29/08, 12h (UTC)
Speed function: U10_speed_Holthuijsen_4
Deployment date: Mon. 31/08, 18h (UTC)
Distance to the coast (km)
Flight time (h)
Probability (%)
Number of balloons within buffering
Landing within 24h (0)
Landing within 48h (0)
Landing within 72h (0)
No landing within 120h (0)
GFS deployment position
HMS (delta)

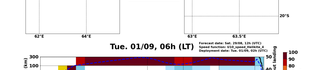
Tue. 01/09, 06h (LT)
Forecast date: Sat. 29/08, 12h (UTC)
Speed function: U10_speed_Holthuijsen_4
Deployment date: Tue. 01/09, 06h (UTC)
Distance to the coast (km)
Flight time (h)
Probability (%)
Number of balloons within buffering
Landing within 24h (0)
Landing within 48h (0)
Landing within 72h (0)
No landing within 120h (0)
GFS deployment position
HMS (delta)


Tue. 01/09, 18h (LT)
Forecast date: Sat. 29/08, 12h (UTC)
Speed function: U10_speed_Holthuijsen_4
Deployment date: Tue. 01/09, 18h (UTC)
Distance to the coast (km)
Flight time (h)
Probability (%)
Number of balloons within buffering
Landing within 24h (0)
Landing within 48h (0)
Landing within 72h (0)
No landing within 120h (0)
GFS deployment position
HMS (delta)


Wed. 02/09, 06h (LT)
Forecast date: Sat. 29/08, 12h (UTC)
Speed function: U10_speed_Holthuijsen_4
Deployment date: Wed. 02/09, 06h (UTC)
Distance to the coast (km)
Flight time (h)
Probability (%)
Number of balloons within buffering
Landing within 24h (0)
Landing within 48h (0)
Landing within 72h (0)
No landing within 120h (0)
GFS deployment position
HMS (delta)


Wed. 02/09, 18h (LT)
Forecast date: Sat. 29/08, 12h (UTC)
Speed function: U10_speed_Holthuijsen_4
Deployment date: Wed. 02/09, 18h (UTC)
Distance to the coast (km)
Flight time (h)
Probability (%)
Number of balloons within buffering
Landing within 24h (0)
Landing within 48h (0)
Landing within 72h (0)
No landing within 120h (0)
GFS deployment position
HMS (delta)


Thu. 03/09, 18h (LT)
Forecast date: Sat. 29/08, 12h (UTC)
Speed function: U10_speed_Holthuijsen_4
Deployment date: Thu. 03/09, 18h (UTC)
Distance to the coast (km)
Flight time (h)
Probability (%)
Number of balloons within buffering
Landing within 24h (0)
Landing within 48h (0)
Landing within 72h (0)
No landing within 120h (0)
GFS deployment position
HMS (delta)


Forecast date: Sat. 29/08, 12h (UTC)
Station
Hydrometeorologic forecast (HMS)
Data not available
Site: Rodrigues
Speed function: U10_speed_Holthuijsen_4
Method: Tractical (30/30km/h2)
Sun. 30/08, 06h
Mon. 31/08, 00h
Mon. 31/08, 06h
Mon. 31/08, 12h
Mon. 31/08, 18h
Tue. 01/09, 06h
Tue. 01/09, 18h
Wed. 02/09, 06h
Wed. 02/09, 18h
Thu. 03/09, 18h
Deployment date (GMT)
Deployment date (local)
Intercept Time (h)
Measurement Time (h)
Percentage of all numbers