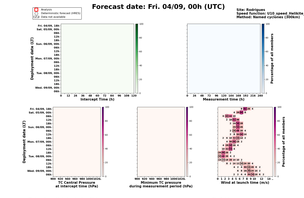
Forecast date: Fri. 04/09, 00h (UTC)
Site: Rodrigues
Speed function: U15_speed_Holthuijs_4
Method: Normal cyclones (300km)
Station
Interpolated forecast (HRS)
Data not available
Fri. 04/09, 18h
Sat. 05/09, 00h
Sat. 05/09, 06h
Sat. 05/09, 12h
Sat. 05/09, 18h
Sun. 06/09, 00h
Sun. 06/09, 06h
Sun. 06/09, 18h
Mon. 07/09, 06h
Mon. 07/09, 18h
Tue. 08/09, 06h
Wed. 09/09, 06h
Deployment date (LST)
Intercept Time (h)
Percentage of all numbers
Deployment date (UTC)
Measurement time (h)
TC Central Pressure
at intercept time (hPa)
Minimum TC pressure
during measurement period (hPa)
Wind at launch time (m/s)
Minimum of pressure within 300km
at intercept time (hPa)
Deepest minimum of pressure within 300km
during measurement period
Integrated RW3 (m/s)

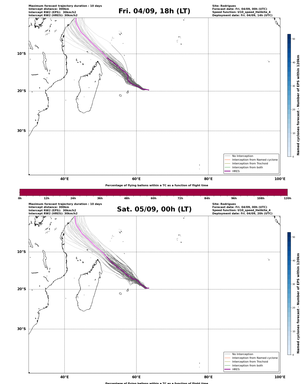
Fri. 04/09, 18h (LT)
Sat. 05/09, 00h (LT)
Sat. 05/09, 06h (LT)
Sat. 05/09, 12h (LT)
Sat. 05/09, 18h (LT)
Sun. 06/09, 00h (LT)
Sun. 06/09, 06h (LT)
Sun. 06/09, 18h (LT)
Mon. 07/09, 06h (LT)
Mon. 07/09, 18h (LT)
Tue. 08/09, 06h (LT)
Wed. 09/09, 06h (LT)
Maximum forecast trajectory duration : 10 days
Intercept distance: 300km
Intercept RW3 (m/s): 20km/s
Deployment date: Fri. 04/09, 18h (LT)
Percentage of flying balloons within a TC as a function of flight time
No interception
Interception from Nominal cyclone
Interception from Tracked cyclone
Interception from both
HRS3
Normal cyclone forecast - Number of EPs within 150km

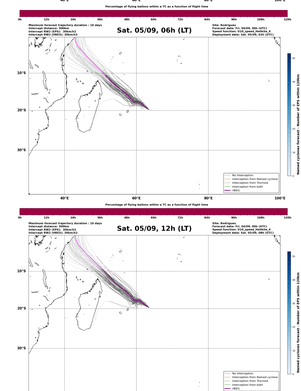
Sat. 05/09, 00h (LT)
Sat. 05/09, 06h (LT)
Sat. 05/09, 12h (LT)
Sat. 05/09, 18h (LT)
Sun. 06/09, 00h (LT)
Sun. 06/09, 06h (LT)
Sun. 06/09, 18h (LT)
Mon. 07/09, 06h (LT)
Mon. 07/09, 18h (LT)
Tue. 08/09, 06h (LT)
Wed. 09/09, 06h (LT)
Percentage of flying balloons within a TC as a function of flight time
No interception
Interception from Nominal cyclone
Interception from Tracked cyclone
Interception from both
HRS3
Normal cyclone forecast - Number of EPs within 150km

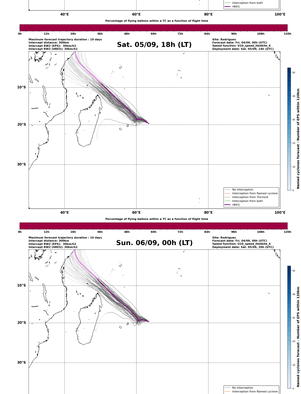
Sat. 05/09, 06h (LT)
Sat. 05/09, 12h (LT)
Sat. 05/09, 18h (LT)
Sun. 06/09, 00h (LT)
Sun. 06/09, 06h (LT)
Sun. 06/09, 18h (LT)
Mon. 07/09, 06h (LT)
Mon. 07/09, 18h (LT)
Tue. 08/09, 06h (LT)
Wed. 09/09, 06h (LT)
Percentage of flying balloons within a TC as a function of flight time
No interception
Interception from Nominal cyclone
Interception from Tracked cyclone
Interception from both
HRS3
Normal cyclone forecast - Number of EPs within 150km

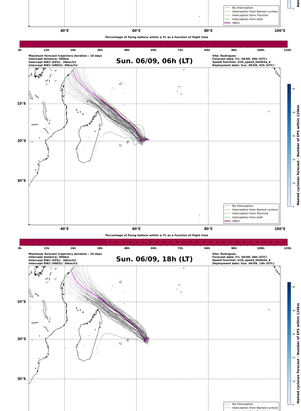
Sat. 05/09, 12h (LT)
Sat. 05/09, 18h (LT)
Sun. 06/09, 00h (LT)
Sun. 06/09, 06h (LT)
Sun. 06/09, 18h (LT)
Mon. 07/09, 06h (LT)
Mon. 07/09, 18h (LT)
Tue. 08/09, 06h (LT)
Wed. 09/09, 06h (LT)
Percentage of flying balloons within a TC as a function of flight time
No interception
Interception from Nominal cyclone
Interception from Tracked cyclone
Interception from both
HRS3
Normal cyclone forecast - Number of EPs within 150km

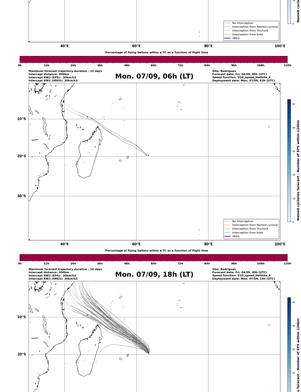
Sat. 05/09, 18h (LT)
Sun. 06/09, 00h (LT)
Sun. 06/09, 06h (LT)
Sun. 06/09, 18h (LT)
Mon. 07/09, 06h (LT)
Mon. 07/09, 18h (LT)
Tue. 08/09, 06h (LT)
Wed. 09/09, 06h (LT)
Percentage of flying balloons within a TC as a function of flight time
No interception
Interception from Nominal cyclone
Interception from Tracked cyclone
Interception from both
HRS3
Normal cyclone forecast - Number of EPs within 150km


Sun. 06/09, 00h (LT)
Sun. 06/09, 06h (LT)
Sun. 06/09, 18h (LT)
Mon. 07/09, 06h (LT)
Mon. 07/09, 18h (LT)
Tue. 08/09, 06h (LT)
Wed. 09/09, 06h (LT)
Percentage of flying balloons within a TC as a function of flight time
No interception
Interception from Nominal cyclone
Interception from Tracked cyclone
Interception from both
HRS3
Normal cyclone forecast - Number of EPs within 150km

Sun. 06/09, 06h (LT)
Sun. 06/09, 18h (LT)
Mon. 07/09, 06h (LT)
Mon. 07/09, 18h (LT)
Tue. 08/09, 06h (LT)
Wed. 09/09, 06h (LT)
Percentage of flying balloons within a TC as a function of flight time
No interception
Interception from Nominal cyclone
Interception from Tracked cyclone
Interception from both
HRS3
Normal cyclone forecast - Number of EPs within 150km

Sun. 06/09, 18h (LT)
Mon. 07/09, 06h (LT)
Mon. 07/09, 18h (LT)
Tue. 08/09, 06h (LT)
Wed. 09/09, 06h (LT)
Percentage of flying balloons within a TC as a function of flight time
No interception
Interception from Nominal cyclone
Interception from Tracked cyclone
Interception from both
HRS3
Normal cyclone forecast - Number of EPs within 150km

Mon. 07/09, 06h (LT)
Mon. 07/09, 18h (LT)
Tue. 08/09, 06h (LT)
Wed. 09/09, 06h (LT)
Percentage of flying balloons within a TC as a function of flight time
No interception
Interception from Nominal cyclone
Interception from Tracked cyclone
Interception from both
HRS3
Normal cyclone forecast - Number of EPs within 150km

Mon. 07/09, 18h (LT)
Tue. 08/09, 06h (LT)
Wed. 09/09, 06h (LT)
Percentage of flying balloons within a TC as a function of flight time
No interception
Interception from Nominal cyclone
Interception from Tracked cyclone
Interception from both
HRS3
Normal cyclone forecast - Number of EPs within 150km

Tue. 08/09, 06h (LT)
Wed. 09/09, 06h (LT)
Percentage of flying balloons within a TC as a function of flight time
No interception
Interception from Nominal cyclone
Interception from Tracked cyclone
Interception from both
HRS3
Normal cyclone forecast - Number of EPs within 150km

Wed. 09/09, 06h (LT)
Percentage of flying balloons within a TC as a function of flight time
No interception
Interception from Nominal cyclone
Interception from Tracked cyclone
Interception from both
HRS3
Normal cyclone forecast - Number of EPs within 150km

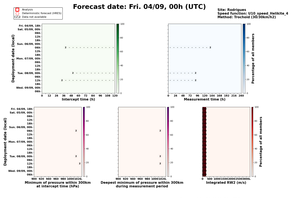
Forecast date: Fri. 04/09, 00h (UTC)
Site: Rodrigues
Speed function: U15_speed_Holthuijs_4
Method: Tracked (30.00km/h)
Station
Interpolated forecast (HRS)
Data not available
Fri. 04/09, 18h
Sat. 05/09, 00h
Sat. 05/09, 06h
Sat. 05/09, 12h
Sat. 05/09, 18h
Sun. 06/09, 00h
Sun. 06/09, 06h
Sun. 06/09, 18h
Mon. 07/09, 06h
Mon. 07/09, 18h
Tue. 08/09, 06h
Wed. 09/09, 06h
Deployment date (LST)
Intercept Time (h)
Percentage of all numbers
Deployment date (UTC)
Measurement time (h)
Minimum of pressure within 300km
at intercept time (hPa)
Deepest minimum of pressure within 300km
during measurement period
Integrated RW3 (m/s)

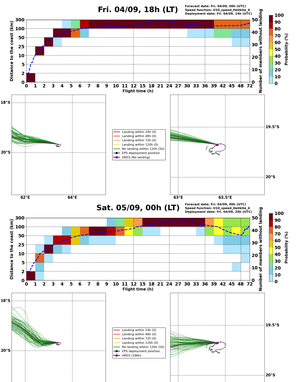
Fri. 04/09, 18h (LT)
Sat. 05/09, 00h (LT)
Sat. 05/09, 06h (LT)
Sat. 05/09, 12h (LT)
Sat. 05/09, 18h (LT)
Sun. 06/09, 00h (LT)
Sun. 06/09, 06h (LT)
Sun. 06/09, 18h (LT)
Mon. 07/09, 06h (LT)
Mon. 07/09, 18h (LT)
Tue. 08/09, 06h (LT)
Wed. 09/09, 06h (LT)
Forecast date: Fri. 04/09, 00h (UTC)
Speed function: U15_speed_Holthuijs_4
Deployment date: Fri. 04/09, 18h (LT)
Distance to the coast (km)
Flight time (h)
Probability (%)
Number of positions within buffer
Landing within 24h (0)
Landing within 48h (0)
Landing within 72h (0)
Landing within 120h (0)
No landing within 120h (0)
EPs deployment position
HRS3 (No landing)

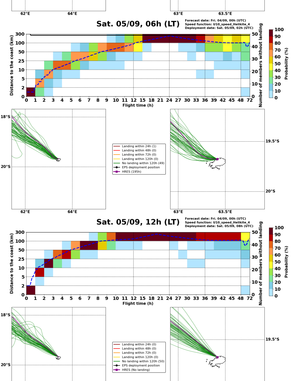
Sat. 05/09, 00h (LT)
Sat. 05/09, 06h (LT)
Sat. 05/09, 12h (LT)
Sat. 05/09, 18h (LT)
Sun. 06/09, 00h (LT)
Sun. 06/09, 06h (LT)
Sun. 06/09, 18h (LT)
Mon. 07/09, 06h (LT)
Mon. 07/09, 18h (LT)
Tue. 08/09, 06h (LT)
Wed. 09/09, 06h (LT)
Landing within 24h (0)
Landing within 48h (0)
Landing within 72h (0)
Landing within 120h (0)
No landing within 120h (48)
EPs deployment position
HRS3 (24hr)

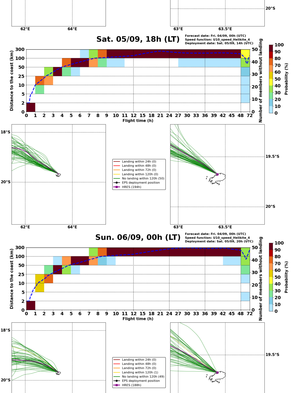
Sat. 05/09, 06h (LT)
Sat. 05/09, 12h (LT)
Sat. 05/09, 18h (LT)
Sun. 06/09, 00h (LT)
Sun. 06/09, 06h (LT)
Sun. 06/09, 18h (LT)
Mon. 07/09, 06h (LT)
Mon. 07/09, 18h (LT)
Tue. 08/09, 06h (LT)
Wed. 09/09, 06h (LT)
Landing within 24h (0)
Landing within 48h (0)
Landing within 72h (0)
Landing within 120h (0)
No landing within 120h (48)
EPs deployment position
HRS3 (No landing)

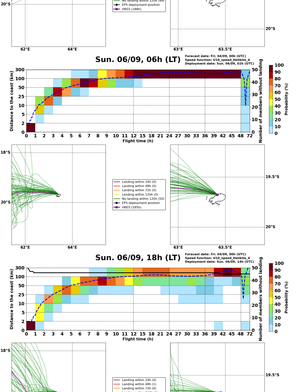
Sat. 05/09, 12h (LT)
Sat. 05/09, 18h (LT)
Sun. 06/09, 00h (LT)
Sun. 06/09, 06h (LT)
Sun. 06/09, 18h (LT)
Mon. 07/09, 06h (LT)
Mon. 07/09, 18h (LT)
Tue. 08/09, 06h (LT)
Wed. 09/09, 06h (LT)
Landing within 24h (0)
Landing within 48h (0)
Landing within 72h (0)
Landing within 120h (0)
No landing within 120h (48)
EPs deployment position
HRS3 (24hr)

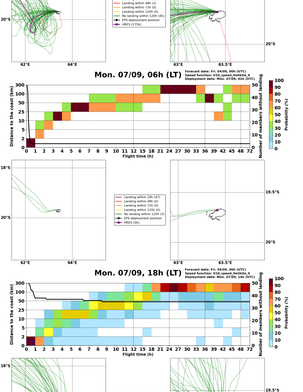
Sat. 05/09, 18h (LT)
Sun. 06/09, 00h (LT)
Sun. 06/09, 06h (LT)
Sun. 06/09, 18h (LT)
Mon. 07/09, 06h (LT)
Mon. 07/09, 18h (LT)
Tue. 08/09, 06h (LT)
Wed. 09/09, 06h (LT)
Landing within 24h (0)
Landing within 48h (0)
Landing within 72h (0)
Landing within 120h (0)
No landing within 120h (48)
EPs deployment position
HRS3 (No landing)

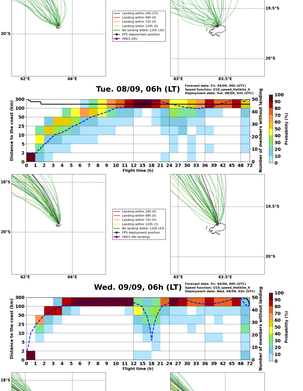
Sun. 06/09, 00h (LT)
Sun. 06/09, 06h (LT)
Sun. 06/09, 18h (LT)
Mon. 07/09, 06h (LT)
Mon. 07/09, 18h (LT)
Tue. 08/09, 06h (LT)
Wed. 09/09, 06h (LT)
Landing within 24h (0)
Landing within 48h (0)
Landing within 72h (0)
Landing within 120h (0)
No landing within 120h (48)
EPs deployment position
HRS3 (24hr)

Sun. 06/09, 06h (LT)
Sun. 06/09, 18h (LT)
Mon. 07/09, 06h (LT)
Mon. 07/09, 18h (LT)
Tue. 08/09, 06h (LT)
Wed. 09/09, 06h (LT)
Landing within 24h (0)
Landing within 48h (0)
Landing within 72h (0)
Landing within 120h (0)
No landing within 120h (48)
EPs deployment position
HRS3 (No landing)

Sun. 06/09, 18h (LT)
Mon. 07/09, 06h (LT)
Mon. 07/09, 18h (LT)
Tue. 08/09, 06h (LT)
Wed. 09/09, 06h (LT)
Landing within 24h (0)
Landing within 48h (0)
Landing within 72h (0)
Landing within 120h (0)
No landing within 120h (48)
EPs deployment position
HRS3 (24hr)

Mon. 07/09, 06h (LT)
Mon. 07/09, 18h (LT)
Tue. 08/09, 06h (LT)
Wed. 09/09, 06h (LT)
Landing within 24h (0)
Landing within 48h (0)
Landing within 72h (0)
Landing within 120h (0)
No landing within 120h (48)
EPs deployment position
HRS3 (No landing)

Mon. 07/09, 18h (LT)
Tue. 08/09, 06h (LT)
Wed. 09/09, 06h (LT)
Landing within 24h (0)
Landing within 48h (0)
Landing within 72h (0)
Landing within 120h (0)
No landing within 120h (48)
EPs deployment position
HRS3 (24hr)

Tue. 08/09, 06h (LT)
Wed. 09/09, 06h (LT)
Landing within 24h (0)
Landing within 48h (0)
Landing within 72h (0)
Landing within 120h (0)
No landing within 120h (48)
EPs deployment position
HRS3 (No landing)

Wed. 09/09, 06h (LT)
Landing within 24h (0)
Landing within 48h (0)
Landing within 72h (0)
Landing within 120h (0)
No landing within 120h (48)
EPs deployment position
HRS3 (24hr)