
Forecast date: Sat. 05/09, 12h (UTC)
Station
Trajectories forecast (HRS)
Data not available
Site: Rodrigues
Speed function: STA speed_Helitrix_4
Method: Nomad cyclones (300km)
Sun. 06/09, 06h
Sun. 06/09, 12h
Sun. 06/09, 18h
Mon. 07/09, 00h
Mon. 07/09, 06h
Mon. 07/09, 12h
Mon. 07/09, 18h
Tue. 08/09, 06h
Tue. 08/09, 18h
Wed. 09/09, 06h
Wed. 09/09, 18h
Thu. 10/09, 18h
Deployment date (GMT)
Intercept time (h)
Percentage of all numbers
Measurement time (h)
TC Central Pressure at intercept time (hPa)
Minimum TC pressure during measurement period (hPa)
Wind at launch time (m/s)
Minimum of pressure within 300km of intercept time (hPa)
Deepest minimum of pressure within 300km during measurement period
Integrated RW2 (m/s)

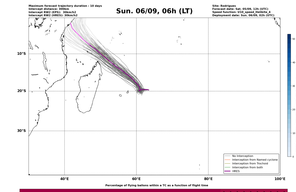
Sun. 06/09, 06h (LT)
Maximum forward trajectory duration: 10 days
Intercept distance: 100km
Intercept RW2 (m/s): 20km/s
Intercept time (h): 24-27h
Deployment date: Sun. 06/09, 12h (UT)
Site: Rodrigues
Forecast date: Sat. 05/09, 12h (UTC)
Speed function: STA speed_Helitrix_4
Deployment date: Sun. 06/09, 18h (UT)
No intercepts
Intercepts from forecast cyclones
Intercepts from Tracfond
Intercepts from both
HRES
Percentage of flying bodies within a TC as a function of flight time
Normal cyclone forecast - Number of EPs within 100km

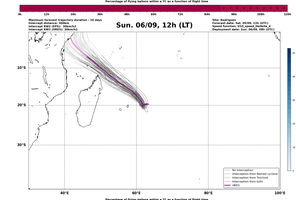
Sun. 06/09, 12h (LT)
Maximum forward trajectory duration: 10 days
Intercept distance: 100km
Intercept RW2 (m/s): 20km/s
Intercept time (h): 24-27h
Deployment date: Sun. 06/09, 18h (UT)
Site: Rodrigues
Forecast date: Sat. 05/09, 12h (UTC)
Speed function: STA speed_Helitrix_4
Deployment date: Sun. 06/09, 06h (UT)
No intercepts
Intercepts from forecast cyclones
Intercepts from Tracfond
Intercepts from both
HRES
Percentage of flying bodies within a TC as a function of flight time
Normal cyclone forecast - Number of EPs within 100km

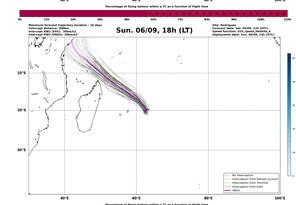
Sun. 06/09, 18h (LT)
Maximum forward trajectory duration: 10 days
Intercept distance: 100km
Intercept RW2 (m/s): 20km/s
Intercept time (h): 24-27h
Deployment date: Sun. 06/09, 06h (UT)
Site: Rodrigues
Forecast date: Sat. 05/09, 12h (UTC)
Speed function: STA speed_Helitrix_4
Deployment date: Sun. 06/09, 12h (UT)
No intercepts
Intercepts from forecast cyclones
Intercepts from Tracfond
Intercepts from both
HRES
Percentage of flying bodies within a TC as a function of flight time
Normal cyclone forecast - Number of EPs within 100km

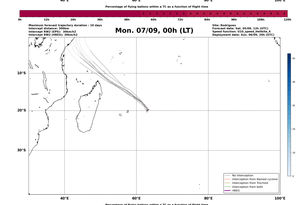
Mon. 07/09, 00h (LT)
Maximum forward trajectory duration: 10 days
Intercept distance: 100km
Intercept RW2 (m/s): 20km/s
Intercept time (h): 24-27h
Deployment date: Mon. 07/09, 06h (UT)
Site: Rodrigues
Forecast date: Sat. 05/09, 12h (UTC)
Speed function: STA speed_Helitrix_4
Deployment date: Mon. 07/09, 12h (UT)
No intercepts
Intercepts from forecast cyclones
Intercepts from Tracfond
Intercepts from both
HRES
Percentage of flying bodies within a TC as a function of flight time
Normal cyclone forecast - Number of EPs within 100km

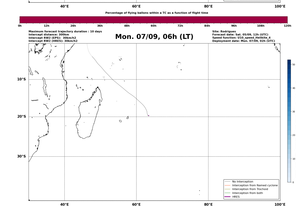
Mon. 07/09, 06h (LT)
Maximum forward trajectory duration: 10 days
Intercept distance: 100km
Intercept RW2 (m/s): 20km/s
Intercept time (h): 24-27h
Deployment date: Mon. 07/09, 12h (UT)
Site: Rodrigues
Forecast date: Sat. 05/09, 12h (UTC)
Speed function: STA speed_Helitrix_4
Deployment date: Mon. 07/09, 00h (UT)
No intercepts
Intercepts from forecast cyclones
Intercepts from Tracfond
Intercepts from both
HRES
Percentage of flying bodies within a TC as a function of flight time
Normal cyclone forecast - Number of EPs within 100km

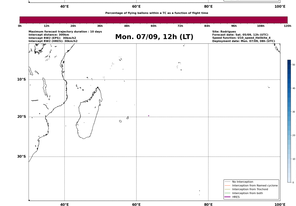
Mon. 07/09, 12h (LT)
Maximum forward trajectory duration: 10 days
Intercept distance: 100km
Intercept RW2 (m/s): 20km/s
Intercept time (h): 24-27h
Deployment date: Mon. 07/09, 18h (UT)
Site: Rodrigues
Forecast date: Sat. 05/09, 12h (UTC)
Speed function: STA speed_Helitrix_4
Deployment date: Mon. 07/09, 06h (UT)
No intercepts
Intercepts from forecast cyclones
Intercepts from Tracfond
Intercepts from both
HRES
Percentage of flying bodies within a TC as a function of flight time
Normal cyclone forecast - Number of EPs within 100km

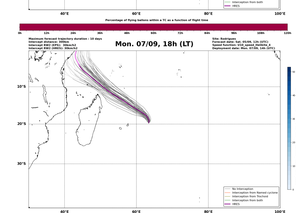
Mon. 07/09, 18h (LT)
Maximum forward trajectory duration: 10 days
Intercept distance: 100km
Intercept RW2 (m/s): 20km/s
Intercept time (h): 24-27h
Deployment date: Tue. 08/09, 06h (UT)
Site: Rodrigues
Forecast date: Sat. 05/09, 12h (UTC)
Speed function: STA speed_Helitrix_4
Deployment date: Mon. 07/09, 12h (UT)
No intercepts
Intercepts from forecast cyclones
Intercepts from Tracfond
Intercepts from both
HRES
Percentage of flying bodies within a TC as a function of flight time
Normal cyclone forecast - Number of EPs within 100km

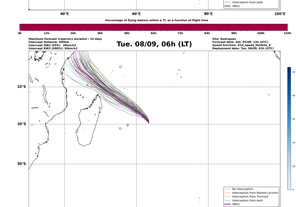
Tue. 08/09, 06h (LT)
Maximum forward trajectory duration: 10 days
Intercept distance: 100km
Intercept RW2 (m/s): 20km/s
Intercept time (h): 24-27h
Deployment date: Tue. 08/09, 18h (UT)
Site: Rodrigues
Forecast date: Sat. 05/09, 12h (UTC)
Speed function: STA speed_Helitrix_4
Deployment date: Tue. 08/09, 06h (UT)
No intercepts
Intercepts from forecast cyclones
Intercepts from Tracfond
Intercepts from both
HRES
Percentage of flying bodies within a TC as a function of flight time
Normal cyclone forecast - Number of EPs within 100km

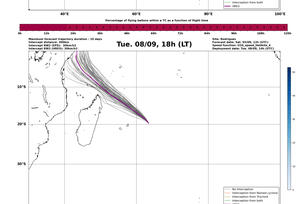
Tue. 08/09, 18h (LT)
Maximum forward trajectory duration: 10 days
Intercept distance: 100km
Intercept RW2 (m/s): 20km/s
Intercept time (h): 24-27h
Deployment date: Wed. 09/09, 06h (UT)
Site: Rodrigues
Forecast date: Sat. 05/09, 12h (UTC)
Speed function: STA speed_Helitrix_4
Deployment date: Tue. 08/09, 12h (UT)
No intercepts
Intercepts from forecast cyclones
Intercepts from Tracfond
Intercepts from both
HRES
Percentage of flying bodies within a TC as a function of flight time
Normal cyclone forecast - Number of EPs within 100km

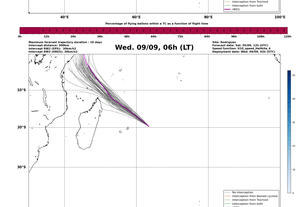
Wed. 09/09, 06h (LT)
Maximum forward trajectory duration: 10 days
Intercept distance: 100km
Intercept RW2 (m/s): 20km/s
Intercept time (h): 24-27h
Deployment date: Wed. 09/09, 18h (UT)
Site: Rodrigues
Forecast date: Sat. 05/09, 12h (UTC)
Speed function: STA speed_Helitrix_4
Deployment date: Wed. 09/09, 06h (UT)
No intercepts
Intercepts from forecast cyclones
Intercepts from Tracfond
Intercepts from both
HRES
Percentage of flying bodies within a TC as a function of flight time
Normal cyclone forecast - Number of EPs within 100km

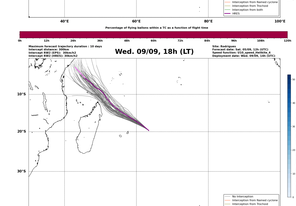
Wed. 09/09, 18h (LT)
Maximum forward trajectory duration: 10 days
Intercept distance: 100km
Intercept RW2 (m/s): 20km/s
Intercept time (h): 24-27h
Deployment date: Thu. 10/09, 06h (UT)
Site: Rodrigues
Forecast date: Sat. 05/09, 12h (UTC)
Speed function: STA speed_Helitrix_4
Deployment date: Wed. 09/09, 12h (UT)
No intercepts
Intercepts from forecast cyclones
Intercepts from Tracfond
Intercepts from both
HRES
Percentage of flying bodies within a TC as a function of flight time
Normal cyclone forecast - Number of EPs within 100km

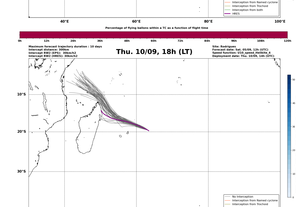
Thu. 10/09, 18h (LT)
Maximum forward trajectory duration: 10 days
Intercept distance: 100km
Intercept RW2 (m/s): 20km/s
Intercept time (h): 24-27h
Deployment date: Fri. 11/09, 06h (UT)
Site: Rodrigues
Forecast date: Sat. 05/09, 12h (UTC)
Speed function: STA speed_Helitrix_4
Deployment date: Thu. 10/09, 12h (UT)
No intercepts
Intercepts from forecast cyclones
Intercepts from Tracfond
Intercepts from both
HRES
Percentage of flying bodies within a TC as a function of flight time
Normal cyclone forecast - Number of EPs within 100km


Forecast date: Sat. 05/09, 12h (UTC)
Station
Trajectories forecast (HRS)
Data not available
Site: Rodrigues
Speed function: STA speed_Helitrix_4
Method: Tracfond (30/30km/h)
Sun. 06/09, 06h
Sun. 06/09, 12h
Sun. 06/09, 18h
Mon. 07/09, 00h
Mon. 07/09, 06h
Mon. 07/09, 12h
Mon. 07/09, 18h
Tue. 08/09, 06h
Tue. 08/09, 18h
Wed. 09/09, 06h
Wed. 09/09, 18h
Thu. 10/09, 18h
Deployment date (GMT)
Intercept time (h)
Percentage of all numbers
Measurement time (h)
Minimum of pressure within 300km of intercept time (hPa)
Deepest minimum of pressure within 300km during measurement period
Integrated RW2 (m/s)


Sun. 06/09, 06h (LT)
Forecast date: Sat. 05/09, 12h (UTC)
Speed function: STA speed_Helitrix_4
Deployment date: Sun. 06/09, 18h (UT)
Distance to the coast (km)
Flight time (h)
Number of positions within buffer
Probability (%)
Landing within 24h (0)
Landing within 48h (0)
Landing within 72h (1)
Landing within 120h (4)
No landing within 120h (4)
1% deployment position
HRES (10/10)


Sun. 06/09, 12h (LT)
Forecast date: Sat. 05/09, 12h (UTC)
Speed function: STA speed_Helitrix_4
Deployment date: Sun. 06/09, 06h (UT)
Distance to the coast (km)
Flight time (h)
Number of positions within buffer
Probability (%)
Landing within 24h (0)
Landing within 48h (0)
Landing within 72h (1)
Landing within 120h (4)
No landing within 120h (4)
1% deployment position
HRES (11/11)

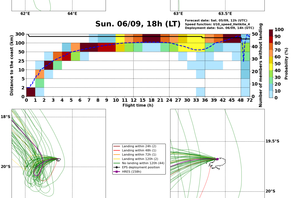
Sun. 06/09, 18h (LT)
Forecast date: Sat. 05/09, 12h (UTC)
Speed function: STA speed_Helitrix_4
Deployment date: Sun. 06/09, 12h (UT)
Distance to the coast (km)
Flight time (h)
Number of positions within buffer
Probability (%)
Landing within 24h (1)
Landing within 48h (0)
Landing within 72h (1)
Landing within 120h (4)
No landing within 120h (4)
1% deployment position
HRES (10/9)

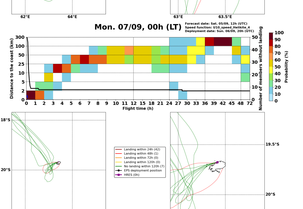
Mon. 07/09, 00h (LT)
Forecast date: Sat. 05/09, 12h (UTC)
Speed function: STA speed_Helitrix_4
Deployment date: Mon. 07/09, 06h (UT)
Distance to the coast (km)
Flight time (h)
Number of positions within buffer
Probability (%)
Landing within 24h (42)
Landing within 48h (0)
Landing within 72h (0)
Landing within 120h (0)
No landing within 120h (0)
1% deployment position
HRES (0h)

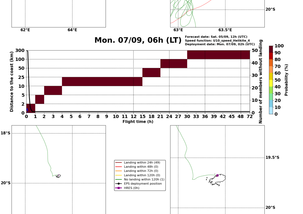
Mon. 07/09, 06h (LT)
Forecast date: Sat. 05/09, 12h (UTC)
Speed function: STA speed_Helitrix_4
Deployment date: Mon. 07/09, 00h (UT)
Distance to the coast (km)
Flight time (h)
Number of positions within buffer
Probability (%)
Landing within 24h (100)
Landing within 48h (0)
Landing within 72h (0)
Landing within 120h (0)
No landing within 120h (0)
1% deployment position
HRES (0h)


Mon. 07/09, 12h (LT)
Forecast date: Sat. 05/09, 12h (UTC)
Speed function: STA speed_Helitrix_4
Deployment date: Mon. 07/09, 06h (UT)
Distance to the coast (km)
Flight time (h)
Number of positions within buffer
Probability (%)
Landing within 24h (29)
Landing within 48h (0)
Landing within 72h (0)
Landing within 120h (0)
No landing within 120h (0)
1% deployment position
HRES (0h)


Mon. 07/09, 18h (LT)
Forecast date: Sat. 05/09, 12h (UTC)
Speed function: STA speed_Helitrix_4
Deployment date: Tue. 08/09, 06h (UT)
Distance to the coast (km)
Flight time (h)
Number of positions within buffer
Probability (%)
Landing within 24h (102)
Landing within 48h (0)
Landing within 72h (0)
Landing within 120h (1)
No landing within 120h (0)
1% deployment position
HRES (No landing)

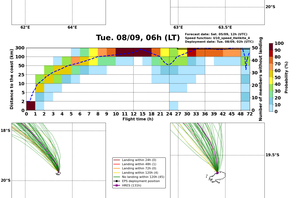
Tue. 08/09, 06h (LT)
Forecast date: Sat. 05/09, 12h (UTC)
Speed function: STA speed_Helitrix_4
Deployment date: Tue. 08/09, 18h (UT)
Distance to the coast (km)
Flight time (h)
Number of positions within buffer
Probability (%)
Landing within 24h (0)
Landing within 48h (0)
Landing within 72h (0)
Landing within 120h (0)
No landing within 120h (0)
1% deployment position
HRES (1/101)

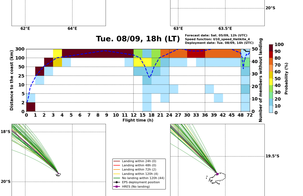
Tue. 08/09, 18h (LT)
Forecast date: Sat. 05/09, 12h (UTC)
Speed function: STA speed_Helitrix_4
Deployment date: Wed. 09/09, 06h (UT)
Distance to the coast (km)
Flight time (h)
Number of positions within buffer
Probability (%)
Landing within 24h (0)
Landing within 48h (0)
Landing within 72h (0)
Landing within 120h (0)
No landing within 120h (0)
1% deployment position
HRES (No landing)

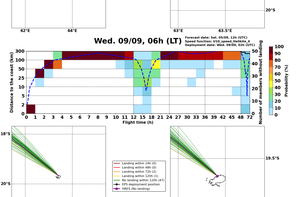
Wed. 09/09, 06h (LT)
Forecast date: Sat. 05/09, 12h (UTC)
Speed function: STA speed_Helitrix_4
Deployment date: Wed. 09/09, 18h (UT)
Distance to the coast (km)
Flight time (h)
Number of positions within buffer
Probability (%)
Landing within 24h (0)
Landing within 48h (0)
Landing within 72h (0)
Landing within 120h (0)
No landing within 120h (47)
1% deployment position
HRES (No landing)


Wed. 09/09, 18h (LT)
Forecast date: Sat. 05/09, 12h (UTC)
Speed function: STA speed_Helitrix_4
Deployment date: Thu. 10/09, 06h (UT)
Distance to the coast (km)
Flight time (h)
Number of positions within buffer
Probability (%)
Landing within 24h (0)
Landing within 48h (0)
Landing within 72h (0)
Landing within 120h (0)
No landing within 120h (0)
1% deployment position
HRES (No landing)


Thu. 10/09, 18h (LT)
Forecast date: Sat. 05/09, 12h (UTC)
Speed function: STA speed_Helitrix_4
Deployment date: Fri. 11/09, 06h (UT)
Distance to the coast (km)
Flight time (h)
Number of positions within buffer
Probability (%)
Landing within 24h (0)
Landing within 48h (0)
Landing within 72h (0)
Landing within 120h (0)
No landing within 120h (0)
1% deployment position
HRES (1/9)