
Station
Ogasawara Island (JP85)
Data not available
Forecast date: Sun. 06/09, 00h (UTC)
Site: Rodrigues
Speed function: U10_speed_Holthuijsen_4
Method: Nested cyclones (300km)
Sun. 06/09, 18h
Mon. 07/09, 06h
Mon. 07/09, 18h
Tue. 08/09, 06h
Wed. 09/09, 18h
Thu. 10/09, 06h
Fri. 11/09, 06h
Deployment date (LST)
Intercept Time (h)
Percentage of all members
Measurement Time (h)
TC Central Pressure
at intercept time (hPa)
Minimum TC pressure
during measurement period (hPa)
Wind at launch time (m/s)

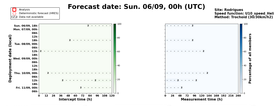
Station
Ogasawara Island (JP85)
Data not available
Forecast date: Sun. 06/09, 00h (UTC)
Site: Rodrigues
Speed function: U10_speed_Holthuijsen_4
Method: Tracked (30.55km/h)
Sun. 06/09, 18h
Mon. 07/09, 06h
Mon. 07/09, 18h
Tue. 08/09, 06h
Wed. 09/09, 18h
Thu. 10/09, 06h
Fri. 11/09, 06h
Deployment date (LST)
Intercept Time (h)
Percentage of all members
Measurement Time (h)
Minimum of pressure within 300km
of intercept time (hPa)
Deepest minimum of pressure within 300km
during measurement period
Integrated RW2 (m/s)

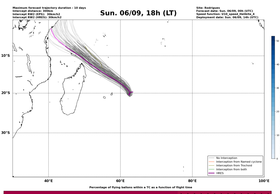
Sun. 06/09, 18h (LT)
Maximum forward trajectory duration : 10 days
Intercept distance: 100km
Intercept RW2 (2ND): 20km/s
Intercept RW2 (3RD): 20km/s
Site: Rodrigues
Forecast date: Sun. 06/09, 00h (UTC)
Speed function: U10_speed_Holthuijsen_4
Deployment date: Sun. 06/09, 18h (LT)
No interception
Interception from Nested cyclones
Interception from Tracked
Interception from both
HM21
Percentage of flying balloons within a TC as a function of flight time
Nested cyclones forecast : Number of EPs within 100km


Sun. 06/09, 18h (LT)
Forecast date: Sun. 06/09, 00h (UTC)
Speed function: U10_speed_Holthuijsen_4
Deployment date: Sun. 06/09, 18h (LT)
Landing within 24h (0)
Landing within 48h (0)
Landing within 72h (0)
Landing within 120h (1)
No landing within 120h (0)
EPs deployment position
HM21 (13.0h)
Distance to the coast (km)
Flight time (h)
Number of positive / total landing
Probability (%)

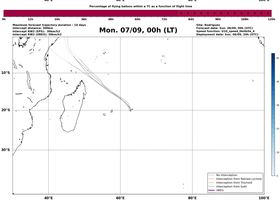
Mon. 07/09, 00h (LT)
Maximum forward trajectory duration : 10 days
Intercept distance: 100km
Intercept RW2 (2ND): 20km/s
Intercept RW2 (3RD): 20km/s
Site: Rodrigues
Forecast date: Sun. 06/09, 00h (UTC)
Speed function: U10_speed_Holthuijsen_4
Deployment date: Mon. 07/09, 00h (LT)
No interception
Interception from Nested cyclones
Interception from Tracked
Interception from both
HM21
Percentage of flying balloons within a TC as a function of flight time
Nested cyclones forecast : Number of EPs within 100km

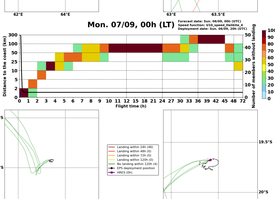
Mon. 07/09, 00h (LT)
Forecast date: Sun. 06/09, 00h (UTC)
Speed function: U10_speed_Holthuijsen_4
Deployment date: Mon. 07/09, 00h (LT)
Landing within 24h (48)
Landing within 48h (0)
Landing within 72h (0)
Landing within 120h (1)
No landing within 120h (0)
EPs deployment position
HM21 (0h)
Distance to the coast (km)
Flight time (h)
Number of positive / total landing
Probability (%)

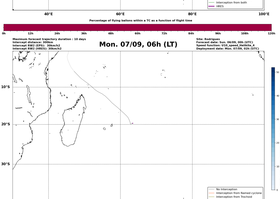
Mon. 07/09, 06h (LT)
Maximum forward trajectory duration : 10 days
Intercept distance: 100km
Intercept RW2 (2ND): 20km/s
Intercept RW2 (3RD): 20km/s
Site: Rodrigues
Forecast date: Sun. 06/09, 00h (UTC)
Speed function: U10_speed_Holthuijsen_4
Deployment date: Mon. 07/09, 06h (LT)
No interception
Interception from Nested cyclones
Interception from Tracked
Interception from both
HM21
Percentage of flying balloons within a TC as a function of flight time
Nested cyclones forecast : Number of EPs within 100km

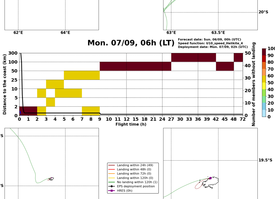
Mon. 07/09, 06h (LT)
Forecast date: Sun. 06/09, 00h (UTC)
Speed function: U10_speed_Holthuijsen_4
Deployment date: Mon. 07/09, 06h (LT)
Landing within 24h (48)
Landing within 48h (0)
Landing within 72h (0)
Landing within 120h (1)
No landing within 120h (0)
EPs deployment position
HM21 (0h)
Distance to the coast (km)
Flight time (h)
Number of positive / total landing
Probability (%)

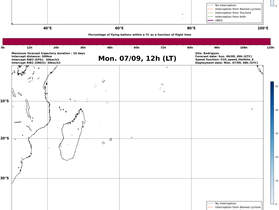
Mon. 07/09, 12h (LT)
Maximum forward trajectory duration : 10 days
Intercept distance: 100km
Intercept RW2 (2ND): 20km/s
Intercept RW2 (3RD): 20km/s
Site: Rodrigues
Forecast date: Sun. 06/09, 00h (UTC)
Speed function: U10_speed_Holthuijsen_4
Deployment date: Mon. 07/09, 12h (LT)
No interception
Interception from Nested cyclones
Interception from Tracked
Interception from both
HM21
Percentage of flying balloons within a TC as a function of flight time
Nested cyclones forecast : Number of EPs within 100km

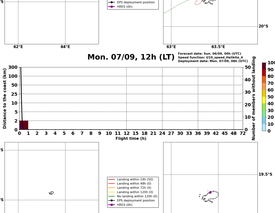
Mon. 07/09, 12h (LT)
Forecast date: Sun. 06/09, 00h (UTC)
Speed function: U10_speed_Holthuijsen_4
Deployment date: Mon. 07/09, 12h (LT)
Landing within 24h (50)
Landing within 48h (0)
Landing within 72h (0)
Landing within 120h (0)
No landing within 120h (0)
EPs deployment position
HM21 (0h)
Distance to the coast (km)
Flight time (h)
Number of positive / total landing
Probability (%)

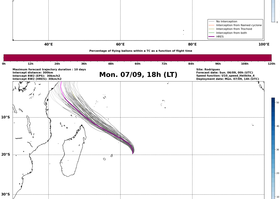
Mon. 07/09, 18h (LT)
Maximum forward trajectory duration : 10 days
Intercept distance: 100km
Intercept RW2 (2ND): 20km/s
Intercept RW2 (3RD): 20km/s
Site: Rodrigues
Forecast date: Sun. 06/09, 00h (UTC)
Speed function: U10_speed_Holthuijsen_4
Deployment date: Mon. 07/09, 18h (LT)
No interception
Interception from Nested cyclones
Interception from Tracked
Interception from both
HM21
Percentage of flying balloons within a TC as a function of flight time
Nested cyclones forecast : Number of EPs within 100km

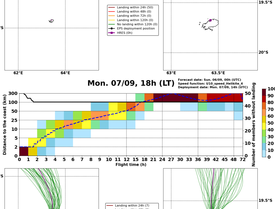
Mon. 07/09, 18h (LT)
Forecast date: Sun. 06/09, 00h (UTC)
Speed function: U10_speed_Holthuijsen_4
Deployment date: Mon. 07/09, 18h (LT)
Landing within 24h (7)
Landing within 48h (0)
Landing within 72h (0)
Landing within 120h (0)
No landing within 120h (43)
EPs deployment position
HM21 (No landing)
Distance to the coast (km)
Flight time (h)
Number of positive / total landing
Probability (%)

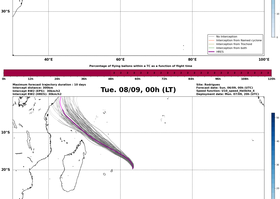
Tue. 08/09, 00h (LT)
Maximum forward trajectory duration : 10 days
Intercept distance: 100km
Intercept RW2 (2ND): 20km/s
Intercept RW2 (3RD): 20km/s
Site: Rodrigues
Forecast date: Sun. 06/09, 00h (UTC)
Speed function: U10_speed_Holthuijsen_4
Deployment date: Tue. 08/09, 00h (LT)
No interception
Interception from Nested cyclones
Interception from Tracked
Interception from both
HM21
Percentage of flying balloons within a TC as a function of flight time
Nested cyclones forecast : Number of EPs within 100km


Tue. 08/09, 00h (LT)
Forecast date: Sun. 06/09, 00h (UTC)
Speed function: U10_speed_Holthuijsen_4
Deployment date: Tue. 08/09, 00h (LT)
Landing within 24h (0)
Landing within 48h (0)
Landing within 72h (0)
Landing within 120h (1)
No landing within 120h (48)
EPs deployment position
HM21 (No landing)
Distance to the coast (km)
Flight time (h)
Number of positive / total landing
Probability (%)

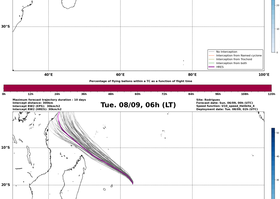
Tue. 08/09, 06h (LT)
Maximum forward trajectory duration : 10 days
Intercept distance: 100km
Intercept RW2 (2ND): 20km/s
Intercept RW2 (3RD): 20km/s
Site: Rodrigues
Forecast date: Sun. 06/09, 00h (UTC)
Speed function: U10_speed_Holthuijsen_4
Deployment date: Tue. 08/09, 06h (LT)
No interception
Interception from Nested cyclones
Interception from Tracked
Interception from both
HM21
Percentage of flying balloons within a TC as a function of flight time
Nested cyclones forecast : Number of EPs within 100km

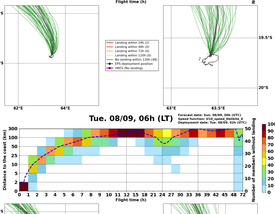
Tue. 08/09, 06h (LT)
Forecast date: Sun. 06/09, 00h (UTC)
Speed function: U10_speed_Holthuijsen_4
Deployment date: Tue. 08/09, 06h (LT)
Landing within 24h (0)
Landing within 48h (0)
Landing within 72h (0)
Landing within 120h (1)
No landing within 120h (48)
EPs deployment position
HM21 (No landing)
Distance to the coast (km)
Flight time (h)
Number of positive / total landing
Probability (%)

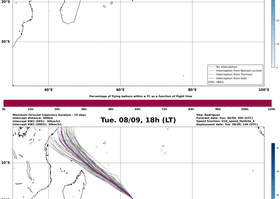
Tue. 08/09, 18h (LT)
Maximum forward trajectory duration : 10 days
Intercept distance: 100km
Intercept RW2 (2ND): 20km/s
Intercept RW2 (3RD): 20km/s
Site: Rodrigues
Forecast date: Sun. 06/09, 00h (UTC)
Speed function: U10_speed_Holthuijsen_4
Deployment date: Tue. 08/09, 18h (LT)
No interception
Interception from Nested cyclones
Interception from Tracked
Interception from both
HM21
Percentage of flying balloons within a TC as a function of flight time
Nested cyclones forecast : Number of EPs within 100km

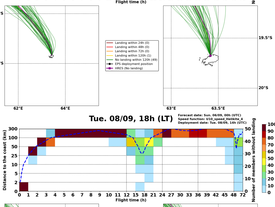
Tue. 08/09, 18h (LT)
Forecast date: Sun. 06/09, 00h (UTC)
Speed function: U10_speed_Holthuijsen_4
Deployment date: Tue. 08/09, 18h (LT)
Landing within 24h (0)
Landing within 48h (0)
Landing within 72h (0)
Landing within 120h (1)
No landing within 120h (48)
EPs deployment position
HM21 (No landing)
Distance to the coast (km)
Flight time (h)
Number of positive / total landing
Probability (%)

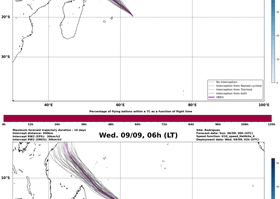
Wed. 09/09, 06h (LT)
Maximum forward trajectory duration : 10 days
Intercept distance: 100km
Intercept RW2 (2ND): 20km/s
Intercept RW2 (3RD): 20km/s
Site: Rodrigues
Forecast date: Sun. 06/09, 00h (UTC)
Speed function: U10_speed_Holthuijsen_4
Deployment date: Wed. 09/09, 06h (LT)
No interception
Interception from Nested cyclones
Interception from Tracked
Interception from both
HM21
Percentage of flying balloons within a TC as a function of flight time
Nested cyclones forecast : Number of EPs within 100km

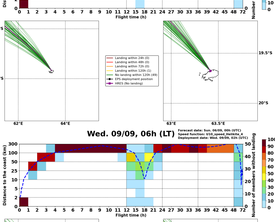
Wed. 09/09, 06h (LT)
Forecast date: Sun. 06/09, 00h (UTC)
Speed function: U10_speed_Holthuijsen_4
Deployment date: Wed. 09/09, 06h (LT)
Landing within 24h (0)
Landing within 48h (0)
Landing within 72h (0)
Landing within 120h (1)
No landing within 120h (48)
EPs deployment position
HM21 (No landing)
Distance to the coast (km)
Flight time (h)
Number of positive / total landing
Probability (%)

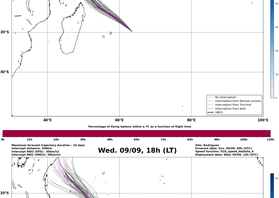
Wed. 09/09, 18h (LT)
Maximum forward trajectory duration : 10 days
Intercept distance: 100km
Intercept RW2 (2ND): 20km/s
Intercept RW2 (3RD): 20km/s
Site: Rodrigues
Forecast date: Sun. 06/09, 00h (UTC)
Speed function: U10_speed_Holthuijsen_4
Deployment date: Wed. 09/09, 18h (LT)
No interception
Interception from Nested cyclones
Interception from Tracked
Interception from both
HM21
Percentage of flying balloons within a TC as a function of flight time
Nested cyclones forecast : Number of EPs within 100km


Wed. 09/09, 18h (LT)
Forecast date: Sun. 06/09, 00h (UTC)
Speed function: U10_speed_Holthuijsen_4
Deployment date: Wed. 09/09, 18h (LT)
Landing within 24h (0)
Landing within 48h (0)
Landing within 72h (0)
Landing within 120h (1)
No landing within 120h (48)
EPs deployment position
HM21 (No landing)
Distance to the coast (km)
Flight time (h)
Number of positive / total landing
Probability (%)

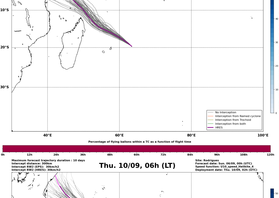
Thu. 10/09, 06h (LT)
Maximum forward trajectory duration : 10 days
Intercept distance: 100km
Intercept RW2 (2ND): 20km/s
Intercept RW2 (3RD): 20km/s
Site: Rodrigues
Forecast date: Sun. 06/09, 00h (UTC)
Speed function: U10_speed_Holthuijsen_4
Deployment date: Thu. 10/09, 06h (LT)
No interception
Interception from Nested cyclones
Interception from Tracked
Interception from both
HM21
Percentage of flying balloons within a TC as a function of flight time
Nested cyclones forecast : Number of EPs within 100km


Thu. 10/09, 06h (LT)
Forecast date: Sun. 06/09, 00h (UTC)
Speed function: U10_speed_Holthuijsen_4
Deployment date: Thu. 10/09, 06h (LT)
Landing within 24h (0)
Landing within 48h (0)
Landing within 72h (0)
Landing within 120h (1)
No landing within 120h (47)
EPs deployment position
HM21 (-1.0h)
Distance to the coast (km)
Flight time (h)
Number of positive / total landing
Probability (%)

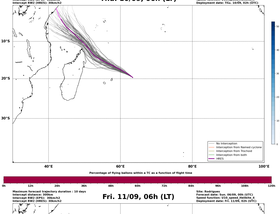
Fri. 11/09, 06h (LT)
Maximum forward trajectory duration : 10 days
Intercept distance: 100km
Intercept RW2 (2ND): 20km/s
Intercept RW2 (3RD): 20km/s
Site: Rodrigues
Forecast date: Sun. 06/09, 00h (UTC)
Speed function: U10_speed_Holthuijsen_4
Deployment date: Fri. 11/09, 06h (LT)
No interception
Interception from Nested cyclones
Interception from Tracked
Interception from both
HM21
Percentage of flying balloons within a TC as a function of flight time
Nested cyclones forecast : Number of EPs within 100km

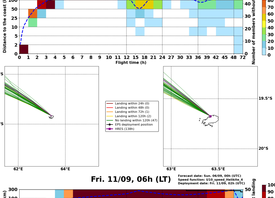
Fri. 11/09, 06h (LT)
Forecast date: Sun. 06/09, 00h (UTC)
Speed function: U10_speed_Holthuijsen_4
Deployment date: Fri. 11/09, 06h (LT)
Landing within 24h (0)
Landing within 48h (0)
Landing within 72h (0)
Landing within 120h (1)
No landing within 120h (48)
EPs deployment position
HM21 (No landing)
Distance to the coast (km)
Flight time (h)
Number of positive / total landing
Probability (%)