
Station
Observation forecast (HRS)
Data not available
Forecast date: Sun. 13/09, 00h (UTC)
Site: Rodrigues
Speed function: U10_speed_Holthuijsen_4
Method: Named cyclones (300km)
Deployment date (UTC)
Sun. 13/09, 18h
Mon. 14/09, 00h
Mon. 14/09, 06h
Mon. 14/09, 12h
Mon. 14/09, 18h
Tue. 15/09, 00h
Tue. 15/09, 06h
Tue. 15/09, 18h
Wed. 16/09, 06h
Wed. 16/09, 18h
Thu. 17/09, 06h
Fri. 18/09, 06h
Intercept time (h)
Measurement time (h)
Percentage of all numbers
TC Central Pressure at intercept time (hPa)
Minimum TC pressure during measurement period (hPa)
Wind at launch time (m/s)

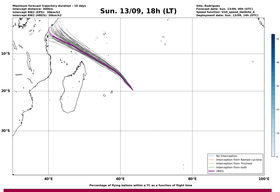
Minimum of pressure within 300km of intercept time (hPa)
Deepest minimum of pressure within 300km during measurement period
Integrated RW2 (m/s)

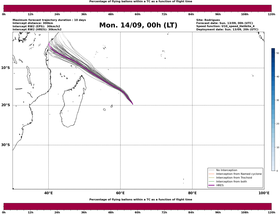
Sun. 13/09, 18h (LT)
Mon. 14/09, 00h (LT)
Mon. 14/09, 06h (LT)
Mon. 14/09, 12h (LT)
Mon. 14/09, 18h (LT)
Tue. 15/09, 00h (LT)
Tue. 15/09, 06h (LT)
Tue. 15/09, 18h (LT)
Wed. 16/09, 06h (LT)
Wed. 16/09, 18h (LT)
Thu. 17/09, 06h (LT)
Fri. 18/09, 06h (LT)
Percentage of flying buttons within a TC as a function of flight time


Forecast date: Sun. 13/09, 00h (UTC)
Site: Rodrigues
Speed function: U10_speed_Holthuijsen_4
Method: Tracked (30:30km/h)



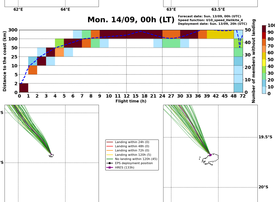
Sun. 13/09, 18h (LT)
Mon. 14/09, 00h (LT)
Mon. 14/09, 06h (LT)
Mon. 14/09, 12h (LT)
Mon. 14/09, 18h (LT)
Tue. 15/09, 00h (LT)
Tue. 15/09, 06h (LT)
Tue. 15/09, 18h (LT)
Wed. 16/09, 06h (LT)
Wed. 16/09, 18h (LT)
Thu. 17/09, 06h (LT)
Fri. 18/09, 06h (LT)
Distance to the coast (km)
Flight time (h)
Probability (%)