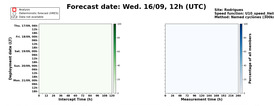
Station
Operational forecast (HRES)
Data not available
Forecast date: Wed. 16/09, 12h (UTC)
Site: Rodrigues
Speed function: V15_speed_Helbiria_4
Method: Nested cyclones (300km)
Thu. 17/09, 00h
Fri. 18/09, 00h
Sat. 19/09, 00h
Sun. 20/09, 00h
Mon. 21/09, 00h
Intercept Time (h)
Measurement Time (h)
Percentage of all numbers
Deployment date (local)
Deployment date (UT)
TC Central Pressure at intercept time (hPa)
Minimum TC pressure during measurement period (hPa)
Wind at launch time (m/s)


Minimum of pressure within 300km of intercept time (hPa)
Deepest minimum of pressure within 300km during measurement period
Integrated RW2 (m/s)

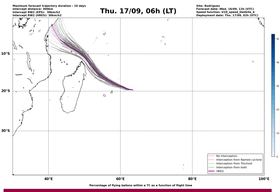
Thu. 17/09, 06h (LT)
Maximum forecast trajectory duration : 10 days
Intercept distance: 300km
Intercept RW2 (m/s): 30km/s
Deployment date: Thu. 17/09, 06h (LT)
Percentage of flying balloons within a TC as a function of flight time
Nested cyclones forecast - Number of EPs within 150km
No interception
Interception from forecast cyclone
Interception from Tracked cyclone
Interception from both
HRES

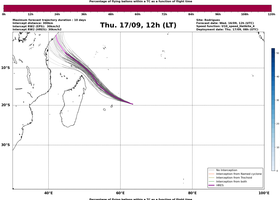
Thu. 17/09, 12h (LT)
Maximum forecast trajectory duration : 10 days
Intercept distance: 300km
Intercept RW2 (m/s): 30km/s
Deployment date: Thu. 17/09, 18h (LT)
Percentage of flying balloons within a TC as a function of flight time
Nested cyclones forecast - Number of EPs within 150km
No interception
Interception from forecast cyclone
Interception from Tracked cyclone
Interception from both
HRES

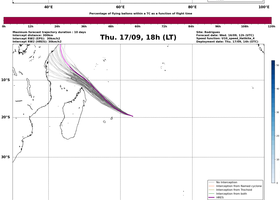
Thu. 17/09, 18h (LT)
Maximum forecast trajectory duration : 10 days
Intercept distance: 300km
Intercept RW2 (m/s): 30km/s
Deployment date: Thu. 17/09, 18h (LT)
Percentage of flying balloons within a TC as a function of flight time
Nested cyclones forecast - Number of EPs within 150km
No interception
Interception from forecast cyclone
Interception from Tracked cyclone
Interception from both
HRES


Fri. 18/09, 00h (LT)
Maximum forecast trajectory duration : 10 days
Intercept distance: 300km
Intercept RW2 (m/s): 30km/s
Deployment date: Thu. 17/09, 18h (LT)
Percentage of flying balloons within a TC as a function of flight time
Nested cyclones forecast - Number of EPs within 150km
No interception
Interception from forecast cyclone
Interception from Tracked cyclone
Interception from both
HRES

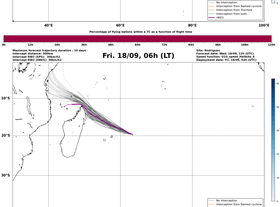
Fri. 18/09, 06h (LT)
Maximum forecast trajectory duration : 10 days
Intercept distance: 300km
Intercept RW2 (m/s): 30km/s
Deployment date: Fri. 18/09, 06h (LT)
Percentage of flying balloons within a TC as a function of flight time
Nested cyclones forecast - Number of EPs within 150km
No interception
Interception from forecast cyclone
Interception from Tracked cyclone
Interception from both
HRES

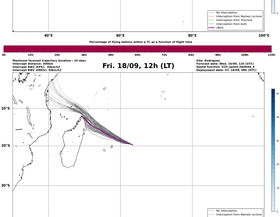
Fri. 18/09, 12h (LT)
Maximum forecast trajectory duration : 10 days
Intercept distance: 300km
Intercept RW2 (m/s): 30km/s
Deployment date: Fri. 18/09, 18h (LT)
Percentage of flying balloons within a TC as a function of flight time
Nested cyclones forecast - Number of EPs within 150km
No interception
Interception from forecast cyclone
Interception from Tracked cyclone
Interception from both
HRES


Fri. 18/09, 18h (LT)
Maximum forecast trajectory duration : 10 days
Intercept distance: 300km
Intercept RW2 (m/s): 30km/s
Deployment date: Sat. 19/09, 00h (LT)
Percentage of flying balloons within a TC as a function of flight time
Nested cyclones forecast - Number of EPs within 150km
No interception
Interception from forecast cyclone
Interception from Tracked cyclone
Interception from both
HRES

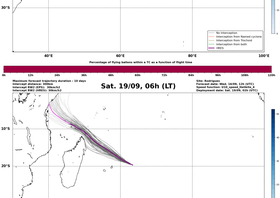
Sat. 19/09, 06h (LT)
Maximum forecast trajectory duration : 10 days
Intercept distance: 300km
Intercept RW2 (m/s): 30km/s
Deployment date: Sat. 19/09, 12h (LT)
Percentage of flying balloons within a TC as a function of flight time
Nested cyclones forecast - Number of EPs within 150km
No interception
Interception from forecast cyclone
Interception from Tracked cyclone
Interception from both
HRES

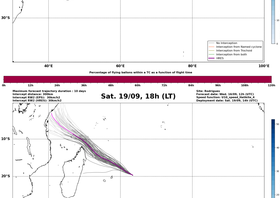
Sat. 19/09, 18h (LT)
Maximum forecast trajectory duration : 10 days
Intercept distance: 300km
Intercept RW2 (m/s): 30km/s
Deployment date: Sun. 20/09, 00h (LT)
Percentage of flying balloons within a TC as a function of flight time
Nested cyclones forecast - Number of EPs within 150km
No interception
Interception from forecast cyclone
Interception from Tracked cyclone
Interception from both
HRES

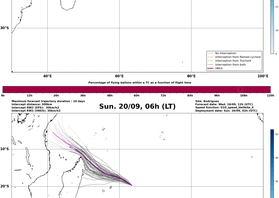
Sun. 20/09, 06h (LT)
Maximum forecast trajectory duration : 10 days
Intercept distance: 300km
Intercept RW2 (m/s): 30km/s
Deployment date: Sun. 20/09, 12h (LT)
Percentage of flying balloons within a TC as a function of flight time
Nested cyclones forecast - Number of EPs within 150km
No interception
Interception from forecast cyclone
Interception from Tracked cyclone
Interception from both
HRES

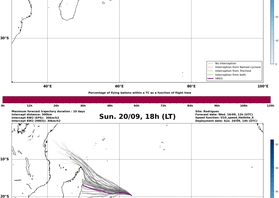
Sun. 20/09, 18h (LT)
Maximum forecast trajectory duration : 10 days
Intercept distance: 300km
Intercept RW2 (m/s): 30km/s
Deployment date: Mon. 21/09, 00h (LT)
Percentage of flying balloons within a TC as a function of flight time
Nested cyclones forecast - Number of EPs within 150km
No interception
Interception from forecast cyclone
Interception from Tracked cyclone
Interception from both
HRES

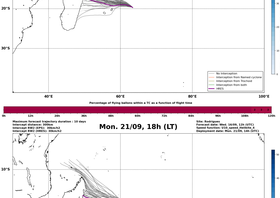
Mon. 21/09, 18h (LT)
Maximum forecast trajectory duration : 10 days
Intercept distance: 300km
Intercept RW2 (m/s): 30km/s
Deployment date: Mon. 21/09, 18h (LT)
Percentage of flying balloons within a TC as a function of flight time
Nested cyclones forecast - Number of EPs within 150km
No interception
Interception from forecast cyclone
Interception from Tracked cyclone
Interception from both
HRES


Station
Operational forecast (HRES)
Data not available
Forecast date: Wed. 16/09, 12h (UTC)
Site: Rodrigues
Speed function: V15_speed_Helbiria_4
Method: Tracked (30.00km/h)
Thu. 17/09, 00h
Fri. 18/09, 00h
Sat. 19/09, 00h
Sun. 20/09, 00h
Mon. 21/09, 00h
Intercept Time (h)
Measurement Time (h)
Percentage of all numbers
Deployment date (local)
Deployment date (local)


Minimum of pressure within 300km of intercept time (hPa)
Deepest minimum of pressure within 300km during measurement period
Integrated RW2 (m/s)

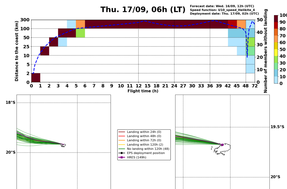
Thu. 17/09, 06h (LT)
Forecast date: Wed. 16/09, 12h (UTC)
Speed function: V15_speed_Helbiria_4
Deployment date: Thu. 17/09, 06h (LT)
Distance to the coast (km)
Flight time (h)
Probability (%)
Number of positions within building
Landing within 24h (0)
Landing within 48h (0)
Landing within 72h (0)
Landing within 120h (1)
No landing within 120h (46)
EPS deployment position
HRES (14h)

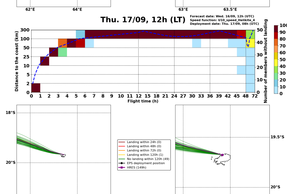
Thu. 17/09, 12h (LT)
Forecast date: Wed. 16/09, 12h (UTC)
Speed function: V15_speed_Helbiria_4
Deployment date: Thu. 17/09, 18h (LT)
Distance to the coast (km)
Flight time (h)
Probability (%)
Number of positions within building
Landing within 24h (0)
Landing within 48h (0)
Landing within 72h (0)
Landing within 120h (1)
No landing within 120h (46)
EPS deployment position
HRES (14h)

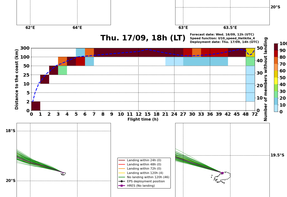
Thu. 17/09, 18h (LT)
Forecast date: Wed. 16/09, 12h (UTC)
Speed function: V15_speed_Helbiria_4
Deployment date: Thu. 17/09, 18h (LT)
Distance to the coast (km)
Flight time (h)
Probability (%)
Number of positions within building
Landing within 24h (0)
Landing within 48h (0)
Landing within 72h (0)
Landing within 120h (1)
No landing within 120h (46)
EPS deployment position
HRES (No landing)

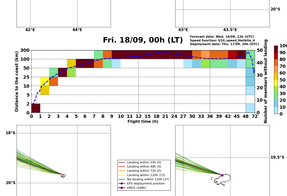
Fri. 18/09, 00h (LT)
Forecast date: Wed. 16/09, 12h (UTC)
Speed function: V15_speed_Helbiria_4
Deployment date: Fri. 18/09, 00h (LT)
Distance to the coast (km)
Flight time (h)
Probability (%)
Number of positions within building
Landing within 24h (0)
Landing within 48h (0)
Landing within 72h (0)
Landing within 120h (1)
No landing within 120h (46)
EPS deployment position
HRES (168h)

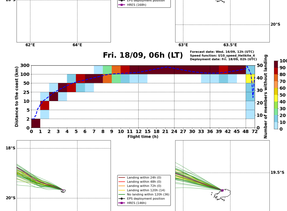
Fri. 18/09, 06h (LT)
Forecast date: Wed. 16/09, 12h (UTC)
Speed function: V15_speed_Helbiria_4
Deployment date: Fri. 18/09, 06h (LT)
Distance to the coast (km)
Flight time (h)
Probability (%)
Number of positions within building
Landing within 24h (0)
Landing within 48h (0)
Landing within 72h (0)
Landing within 120h (1)
No landing within 120h (46)
EPS deployment position
HRES (168h)

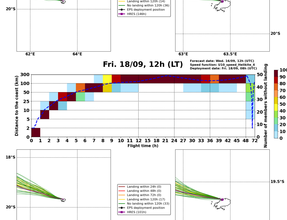
Fri. 18/09, 12h (LT)
Forecast date: Wed. 16/09, 12h (UTC)
Speed function: V15_speed_Helbiria_4
Deployment date: Fri. 18/09, 18h (LT)
Distance to the coast (km)
Flight time (h)
Probability (%)
Number of positions within building
Landing within 24h (0)
Landing within 48h (0)
Landing within 72h (0)
Landing within 120h (1)
No landing within 120h (46)
EPS deployment position
HRES (192h)

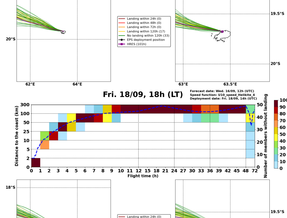
Fri. 18/09, 18h (LT)
Forecast date: Wed. 16/09, 12h (UTC)
Speed function: V15_speed_Helbiria_4
Deployment date: Sat. 19/09, 00h (LT)
Distance to the coast (km)
Flight time (h)
Probability (%)
Number of positions within building
Landing within 24h (0)
Landing within 48h (0)
Landing within 72h (0)
Landing within 120h (1)
No landing within 120h (46)
EPS deployment position
HRES (216h)

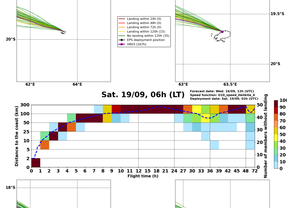
Sat. 19/09, 06h (LT)
Forecast date: Wed. 16/09, 12h (UTC)
Speed function: V15_speed_Helbiria_4
Deployment date: Sat. 19/09, 12h (LT)
Distance to the coast (km)
Flight time (h)
Probability (%)
Number of positions within building
Landing within 24h (0)
Landing within 48h (0)
Landing within 72h (0)
Landing within 120h (1)
No landing within 120h (46)
EPS deployment position
HRES (240h)

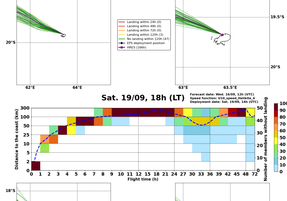
Sat. 19/09, 18h (LT)
Forecast date: Wed. 16/09, 12h (UTC)
Speed function: V15_speed_Helbiria_4
Deployment date: Sun. 20/09, 06h (LT)
Distance to the coast (km)
Flight time (h)
Probability (%)
Number of positions within building
Landing within 24h (0)
Landing within 48h (0)
Landing within 72h (0)
Landing within 120h (1)
No landing within 120h (46)
EPS deployment position
HRES (No landing)

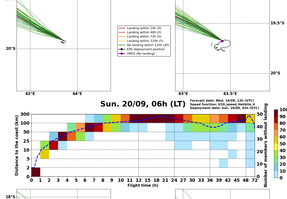
Sun. 20/09, 06h (LT)
Forecast date: Wed. 16/09, 12h (UTC)
Speed function: V15_speed_Helbiria_4
Deployment date: Sun. 20/09, 12h (LT)
Distance to the coast (km)
Flight time (h)
Probability (%)
Number of positions within building
Landing within 24h (0)
Landing within 48h (0)
Landing within 72h (0)
Landing within 120h (1)
No landing within 120h (46)
EPS deployment position
HRES (144h)

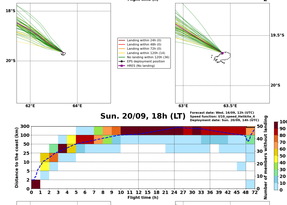
Sun. 20/09, 18h (LT)
Forecast date: Wed. 16/09, 12h (UTC)
Speed function: V15_speed_Helbiria_4
Deployment date: Mon. 21/09, 00h (LT)
Distance to the coast (km)
Flight time (h)
Probability (%)
Number of positions within building
Landing within 24h (0)
Landing within 48h (0)
Landing within 72h (0)
Landing within 120h (1)
No landing within 120h (46)
EPS deployment position
HRES (168h)

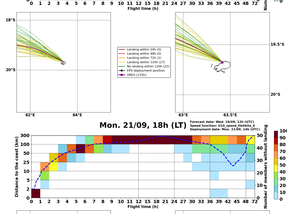
Mon. 21/09, 18h (LT)
Forecast date: Wed. 16/09, 12h (UTC)
Speed function: V15_speed_Helbiria_4
Deployment date: Mon. 21/09, 18h (LT)
Distance to the coast (km)
Flight time (h)
Probability (%)
Number of positions within building
Landing within 24h (0)
Landing within 48h (0)
Landing within 72h (0)
Landing within 120h (1)
No landing within 120h (46)
EPS deployment position
HRES (192h)