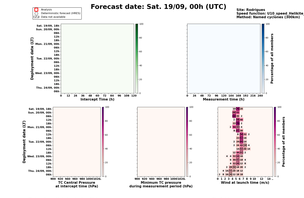
Forecast date: Sat. 19/09, 00h (UTC)
Station
Probabilistic forecast (HRU)
Data not available
Site: Rodrigues
Speed function: U10_speed_Holthuijsen_4
Method: Normal cyclones (300km)
Deployment date (LST)
Sat. 19/09, 18h
Sun. 20/09, 00h
Sun. 20/09, 06h
Sun. 20/09, 12h
Sun. 20/09, 18h
Mon. 21/09, 00h
Mon. 21/09, 06h
Mon. 21/09, 18h
Tue. 22/09, 06h
Tue. 22/09, 18h
Wed. 23/09, 06h
Thu. 24/09, 06h
Interceptions
Interceptions
Interceptions
Interceptions
Interceptions
Interceptions
Interceptions
Interceptions
Interceptions
Interceptions
Interceptions
Interceptions
Intercept Time (h)
Measurement Time (h)
Percentage of all numbers
TC Central Pressure at intercept time (hPa)
Minimum TC pressure during measurement period (hPa)
Wind at launch time (m/s)
Minimum of pressure within 300km at intercept time (hPa)
Deepest minimum of pressure within 300km during measurement period
Integrated RW2 (m/s)

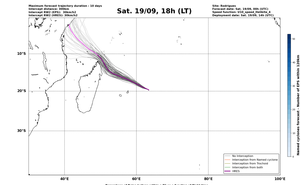
Sat. 19/09, 18h (LT)
Maximum forecast trajectory duration : 10 days
Intercept distance: 300km
Intercept RW2 (HRU): 30km/s
Deployment date: Sat. 19/09, 18h (LT)
Site: Rodrigues
Forecast date: Sat. 19/09, 00h (UTC)
Speed function: U10_speed_Holthuijsen_4
Deployment date: Sat. 19/09, 18h (LT)
No interception
Interception from Normal cyclones
Interception from Tropical cyclones
Interception from both
HRU
Percentage of flying bases within a TC as a function of flight time
Normal cyclones forecast - Number of GFs within 150km

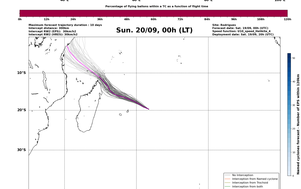
Sun. 20/09, 00h (LT)
Maximum forecast trajectory duration : 10 days
Intercept distance: 300km
Intercept RW2 (HRU): 30km/s
Deployment date: Sat. 19/09, 18h (LT)
Site: Rodrigues
Forecast date: Sat. 19/09, 00h (UTC)
Speed function: U10_speed_Holthuijsen_4
Deployment date: Sun. 20/09, 00h (LT)
No interception
Interception from Normal cyclones
Interception from Tropical cyclones
Interception from both
HRU
Percentage of flying bases within a TC as a function of flight time
Normal cyclones forecast - Number of GFs within 150km

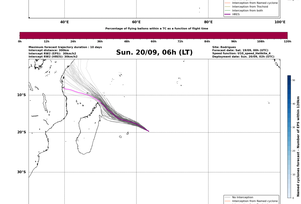
Sun. 20/09, 06h (LT)
Maximum forecast trajectory duration : 10 days
Intercept distance: 300km
Intercept RW2 (HRU): 30km/s
Deployment date: Sat. 19/09, 18h (LT)
Site: Rodrigues
Forecast date: Sat. 19/09, 00h (UTC)
Speed function: U10_speed_Holthuijsen_4
Deployment date: Sun. 20/09, 06h (LT)
No interception
Interception from Normal cyclones
Interception from Tropical cyclones
Interception from both
HRU
Percentage of flying bases within a TC as a function of flight time
Normal cyclones forecast - Number of GFs within 150km

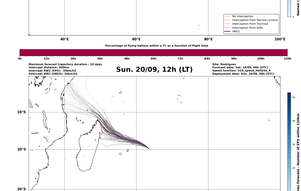
Sun. 20/09, 12h (LT)
Maximum forecast trajectory duration : 10 days
Intercept distance: 300km
Intercept RW2 (HRU): 30km/s
Deployment date: Sat. 19/09, 18h (LT)
Site: Rodrigues
Forecast date: Sat. 19/09, 00h (UTC)
Speed function: U10_speed_Holthuijsen_4
Deployment date: Sun. 20/09, 12h (LT)
No interception
Interception from Normal cyclones
Interception from Tropical cyclones
Interception from both
HRU
Percentage of flying bases within a TC as a function of flight time
Normal cyclones forecast - Number of GFs within 150km

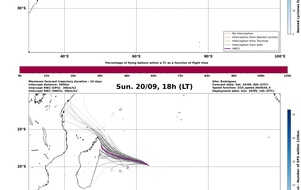
Sun. 20/09, 18h (LT)
Maximum forecast trajectory duration : 10 days
Intercept distance: 300km
Intercept RW2 (HRU): 30km/s
Deployment date: Sat. 19/09, 18h (LT)
Site: Rodrigues
Forecast date: Sat. 19/09, 00h (UTC)
Speed function: U10_speed_Holthuijsen_4
Deployment date: Sun. 20/09, 18h (LT)
No interception
Interception from Normal cyclones
Interception from Tropical cyclones
Interception from both
HRU
Percentage of flying bases within a TC as a function of flight time
Normal cyclones forecast - Number of GFs within 150km

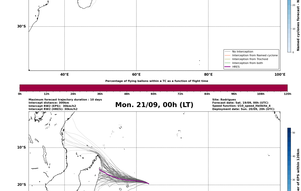
Mon. 21/09, 00h (LT)
Maximum forecast trajectory duration : 10 days
Intercept distance: 300km
Intercept RW2 (HRU): 30km/s
Deployment date: Sat. 19/09, 18h (LT)
Site: Rodrigues
Forecast date: Sat. 19/09, 00h (UTC)
Speed function: U10_speed_Holthuijsen_4
Deployment date: Mon. 21/09, 00h (LT)
No interception
Interception from Normal cyclones
Interception from Tropical cyclones
Interception from both
HRU
Percentage of flying bases within a TC as a function of flight time
Normal cyclones forecast - Number of GFs within 150km

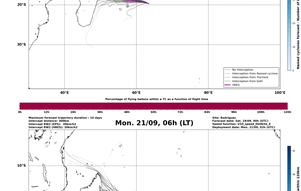
Mon. 21/09, 06h (LT)
Maximum forecast trajectory duration : 10 days
Intercept distance: 300km
Intercept RW2 (HRU): 30km/s
Deployment date: Sat. 19/09, 18h (LT)
Site: Rodrigues
Forecast date: Sat. 19/09, 00h (UTC)
Speed function: U10_speed_Holthuijsen_4
Deployment date: Mon. 21/09, 06h (LT)
No interception
Interception from Normal cyclones
Interception from Tropical cyclones
Interception from both
HRU
Percentage of flying bases within a TC as a function of flight time
Normal cyclones forecast - Number of GFs within 150km

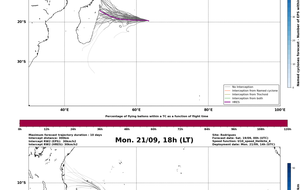
Mon. 21/09, 18h (LT)
Maximum forecast trajectory duration : 10 days
Intercept distance: 300km
Intercept RW2 (HRU): 30km/s
Deployment date: Sat. 19/09, 18h (LT)
Site: Rodrigues
Forecast date: Sat. 19/09, 00h (UTC)
Speed function: U10_speed_Holthuijsen_4
Deployment date: Mon. 21/09, 18h (LT)
No interception
Interception from Normal cyclones
Interception from Tropical cyclones
Interception from both
HRU
Percentage of flying bases within a TC as a function of flight time
Normal cyclones forecast - Number of GFs within 150km

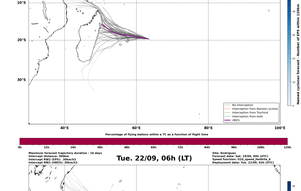
Tue. 22/09, 06h (LT)
Maximum forecast trajectory duration : 10 days
Intercept distance: 300km
Intercept RW2 (HRU): 30km/s
Deployment date: Sat. 19/09, 18h (LT)
Site: Rodrigues
Forecast date: Sat. 19/09, 00h (UTC)
Speed function: U10_speed_Holthuijsen_4
Deployment date: Tue. 22/09, 06h (LT)
No interception
Interception from Normal cyclones
Interception from Tropical cyclones
Interception from both
HRU
Percentage of flying bases within a TC as a function of flight time
Normal cyclones forecast - Number of GFs within 150km

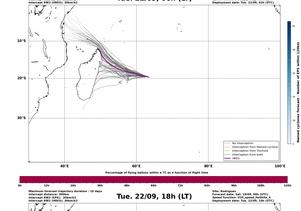
Tue. 22/09, 18h (LT)
Maximum forecast trajectory duration : 10 days
Intercept distance: 300km
Intercept RW2 (HRU): 30km/s
Deployment date: Sat. 19/09, 18h (LT)
Site: Rodrigues
Forecast date: Sat. 19/09, 00h (UTC)
Speed function: U10_speed_Holthuijsen_4
Deployment date: Tue. 22/09, 18h (LT)
No interception
Interception from Normal cyclones
Interception from Tropical cyclones
Interception from both
HRU
Percentage of flying bases within a TC as a function of flight time
Normal cyclones forecast - Number of GFs within 150km

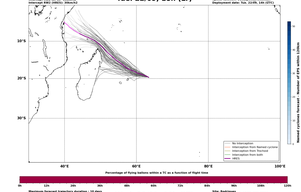
Wed. 23/09, 06h (LT)
Maximum forecast trajectory duration : 10 days
Intercept distance: 300km
Intercept RW2 (HRU): 30km/s
Deployment date: Sat. 19/09, 18h (LT)
Site: Rodrigues
Forecast date: Sat. 19/09, 00h (UTC)
Speed function: U10_speed_Holthuijsen_4
Deployment date: Wed. 23/09, 06h (LT)
No interception
Interception from Normal cyclones
Interception from Tropical cyclones
Interception from both
HRU
Percentage of flying bases within a TC as a function of flight time
Normal cyclones forecast - Number of GFs within 150km

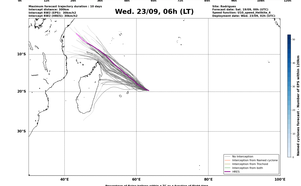
Thu. 24/09, 06h (LT)
Maximum forecast trajectory duration : 10 days
Intercept distance: 300km
Intercept RW2 (HRU): 30km/s
Deployment date: Sat. 19/09, 18h (LT)
Site: Rodrigues
Forecast date: Sat. 19/09, 00h (UTC)
Speed function: U10_speed_Holthuijsen_4
Deployment date: Thu. 24/09, 06h (LT)
No interception
Interception from Normal cyclones
Interception from Tropical cyclones
Interception from both
HRU
Percentage of flying bases within a TC as a function of flight time
Normal cyclones forecast - Number of GFs within 150km

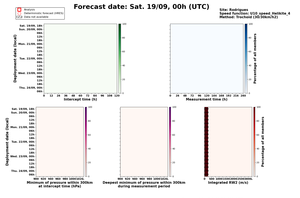
Forecast date: Sat. 19/09, 00h (UTC)
Station
Probabilistic forecast (HRU)
Data not available
Site: Rodrigues
Speed function: U10_speed_Holthuijsen_4
Method: Tracked (30/30km/h)
Deployment date (LST)
Sat. 19/09, 18h
Sun. 20/09, 00h
Sun. 20/09, 06h
Sun. 20/09, 12h
Sun. 20/09, 18h
Mon. 21/09, 00h
Mon. 21/09, 06h
Mon. 21/09, 18h
Tue. 22/09, 06h
Tue. 22/09, 18h
Wed. 23/09, 06h
Thu. 24/09, 06h
Interceptions
Interceptions
Interceptions
Interceptions
Interceptions
Interceptions
Interceptions
Interceptions
Interceptions
Interceptions
Interceptions
Interceptions
Intercept Time (h)
Measurement Time (h)
Percentage of all numbers
Minimum of pressure within 300km at intercept time (hPa)
Deepest minimum of pressure within 300km during measurement period
Integrated RW2 (m/s)


Sat. 19/09, 18h (LT)
Forecast date: Sat. 19/09, 00h (UTC)
Speed function: U10_speed_Holthuijsen_4
Deployment date: Sat. 19/09, 18h (LT)
Distance to the coast (km)
Flight time (h)
Probability (%)
Number of positions within building
Landing within 24h (0)
Landing within 48h (0)
Landing within 72h (0)
Landing within 120h (0)
No landing within 120h (43)
3% deployment position
HRU (19/0h)

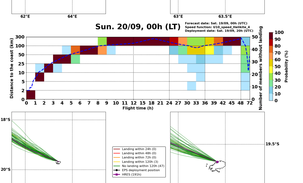
Sun. 20/09, 00h (LT)
Forecast date: Sat. 19/09, 00h (UTC)
Speed function: U10_speed_Holthuijsen_4
Deployment date: Sun. 20/09, 00h (LT)
Distance to the coast (km)
Flight time (h)
Probability (%)
Number of positions within building
Landing within 24h (0)
Landing within 48h (0)
Landing within 72h (0)
Landing within 120h (0)
No landing within 120h (43)
3% deployment position
HRU (20/0h)

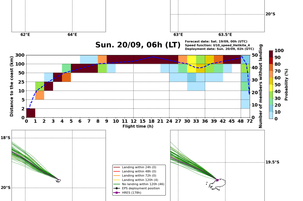
Sun. 20/09, 06h (LT)
Forecast date: Sat. 19/09, 00h (UTC)
Speed function: U10_speed_Holthuijsen_4
Deployment date: Sun. 20/09, 06h (LT)
Distance to the coast (km)
Flight time (h)
Probability (%)
Number of positions within building
Landing within 24h (0)
Landing within 48h (0)
Landing within 72h (0)
Landing within 120h (0)
No landing within 120h (46)
3% deployment position
HRU (20/6h)


Sun. 20/09, 12h (LT)
Forecast date: Sat. 19/09, 00h (UTC)
Speed function: U10_speed_Holthuijsen_4
Deployment date: Sun. 20/09, 12h (LT)
Distance to the coast (km)
Flight time (h)
Probability (%)
Number of positions within building
Landing within 24h (0)
Landing within 48h (0)
Landing within 72h (0)
Landing within 120h (0)
No landing within 120h (43)
3% deployment position
HRU (20/12h)

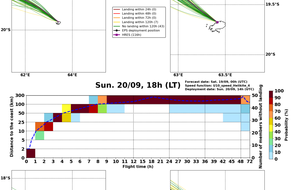
Sun. 20/09, 18h (LT)
Forecast date: Sat. 19/09, 00h (UTC)
Speed function: U10_speed_Holthuijsen_4
Deployment date: Sun. 20/09, 18h (LT)
Distance to the coast (km)
Flight time (h)
Probability (%)
Number of positions within building
Landing within 24h (0)
Landing within 48h (0)
Landing within 72h (0)
Landing within 120h (0)
No landing within 120h (46)
3% deployment position
HRU (20/18h)

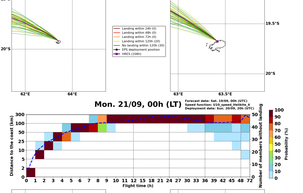
Mon. 21/09, 00h (LT)
Forecast date: Sat. 19/09, 00h (UTC)
Speed function: U10_speed_Holthuijsen_4
Deployment date: Mon. 21/09, 00h (LT)
Distance to the coast (km)
Flight time (h)
Probability (%)
Number of positions within building
Landing within 24h (0)
Landing within 48h (0)
Landing within 72h (0)
Landing within 120h (0)
No landing within 120h (46)
3% deployment position
HRU (21/0h)

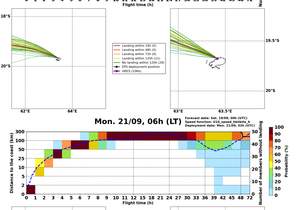
Mon. 21/09, 06h (LT)
Forecast date: Sat. 19/09, 00h (UTC)
Speed function: U10_speed_Holthuijsen_4
Deployment date: Mon. 21/09, 06h (LT)
Distance to the coast (km)
Flight time (h)
Probability (%)
Number of positions within building
Landing within 24h (0)
Landing within 48h (0)
Landing within 72h (0)
Landing within 120h (0)
No landing within 120h (43)
3% deployment position
HRU (21/6h)


Mon. 21/09, 18h (LT)
Forecast date: Sat. 19/09, 00h (UTC)
Speed function: U10_speed_Holthuijsen_4
Deployment date: Mon. 21/09, 18h (LT)
Distance to the coast (km)
Flight time (h)
Probability (%)
Number of positions within building
Landing within 24h (0)
Landing within 48h (0)
Landing within 72h (0)
Landing within 120h (0)
No landing within 120h (43)
3% deployment position
HRU (21/18h)


Tue. 22/09, 06h (LT)
Forecast date: Sat. 19/09, 00h (UTC)
Speed function: U10_speed_Holthuijsen_4
Deployment date: Tue. 22/09, 06h (LT)
Distance to the coast (km)
Flight time (h)
Probability (%)
Number of positions within building
Landing within 24h (0)
Landing within 48h (0)
Landing within 72h (0)
Landing within 120h (0)
No landing within 120h (46)
3% deployment position
HRU (22/0h)


Tue. 22/09, 18h (LT)
Forecast date: Sat. 19/09, 00h (UTC)
Speed function: U10_speed_Holthuijsen_4
Deployment date: Tue. 22/09, 18h (LT)
Distance to the coast (km)
Flight time (h)
Probability (%)
Number of positions within building
Landing within 24h (0)
Landing within 48h (0)
Landing within 72h (0)
Landing within 120h (0)
No landing within 120h (43)
3% deployment position
HRU (22/18h)

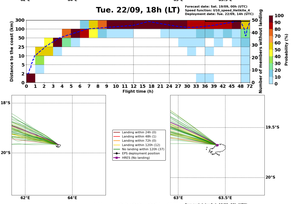
Wed. 23/09, 06h (LT)
Forecast date: Sat. 19/09, 00h (UTC)
Speed function: U10_speed_Holthuijsen_4
Deployment date: Wed. 23/09, 06h (LT)
Distance to the coast (km)
Flight time (h)
Probability (%)
Number of positions within building
Landing within 24h (0)
Landing within 48h (0)
Landing within 72h (0)
Landing within 120h (0)
No landing within 120h (46)
3% deployment position
HRU (23/0h)


Thu. 24/09, 06h (LT)
Forecast date: Sat. 19/09, 00h (UTC)
Speed function: U10_speed_Holthuijsen_4
Deployment date: Thu. 24/09, 06h (LT)
Distance to the coast (km)
Flight time (h)
Probability (%)
Number of positions within building
Landing within 24h (0)
Landing within 48h (0)
Landing within 72h (0)
Landing within 120h (0)
No landing within 120h (43)
3% deployment position
HRU (24/0h)