



Forecast date: Sat. 11/04, 00h (UTC)
Site: Rhoendahl
Speed function: ECE_speed_Hellchk_4
Method: Named cyclones (350km)
Forecast date: Sat. 11/04, 00h (UTC)
Site: Rhoendahl
Speed function: ECE_speed_Hellchk_4
Method: Tracked (3D/30km/h2)
Displacement date (GMT)
Sat. 11/04, 00h
Sun. 11/04, 00h
Mon. 11/04, 00h
Tue. 11/04, 00h
Wed. 11/04, 00h
Thu. 16/04, 00h
Intercept Time (h)
Measurement time (h)
Percentage of all members
Minimum of pressure within 350km during measurement period (hPa)
Deepest minimum of pressure within 350km during measurement period
Integrated RWS (m/s)
TC Central Pressure at intercept time (hPa)
Minimum TC pressure during measurement period (hPa)
Wind at launch time (m/s)


Sat. 11/04, 23h (LT)
Sun. 12/04, 05h (LT)
Sun. 12/04, 11h (LT)
Sun. 12/04, 17h (LT)
Sun. 12/04, 23h (LT)
Mon. 13/04, 05h (LT)
Mon. 13/04, 11h (LT)
Mon. 13/04, 23h (LT)
Tue. 14/04, 11h (LT)
Tue. 14/04, 23h (LT)
Wed. 15/04, 11h (LT)
Thu. 16/04, 11h (LT)


Maximum forward trajectory duration: 10 days
Intercept distance: 350km
Intercept RWS: 20m/s; 30km/h2
Intercept RWS (2065): 30km/h2
No intercepts
Interception from Named cyclones
Interception from Tracked
Interception from both
HWS
Percentage of flying battery within a TC as a function of flight time
Number of cyclones forecast / Number of EPA within 150km


Site: Rhoendahl
Forecast date: Sat. 11/04, 00h (UTC)
Speed function: ECE_speed_Hellchk_4
Deployment date: Sat. 11/04, 18h (UTC)
Deployment date: Sun. 12/04, 05h (UTC)
Deployment date: Sun. 12/04, 11h (UTC)
Deployment date: Sun. 12/04, 17h (UTC)
Deployment date: Sun. 12/04, 23h (UTC)
Deployment date: Mon. 13/04, 05h (UTC)
Deployment date: Mon. 13/04, 11h (UTC)
Deployment date: Mon. 13/04, 23h (UTC)
Deployment date: Tue. 14/04, 11h (UTC)
Deployment date: Tue. 14/04, 23h (UTC)
Deployment date: Wed. 15/04, 11h (UTC)
Deployment date: Thu. 16/04, 11h (UTC)
Landing within 24h (5)
Landing within 48h (8)
Landing within 72h (9)
No landing within 120h (10)
10% deployment position
HWS (No landing)
Distance to the coast (km)
Flight time (h)
Number of cyclones landing
Probability (%)