Forecast date: Thu. 05/02, 12h (UTC)

Site: Minamidaito
Speed function: U10_speed_Helikite_4
Method: Named cyclones (300km)

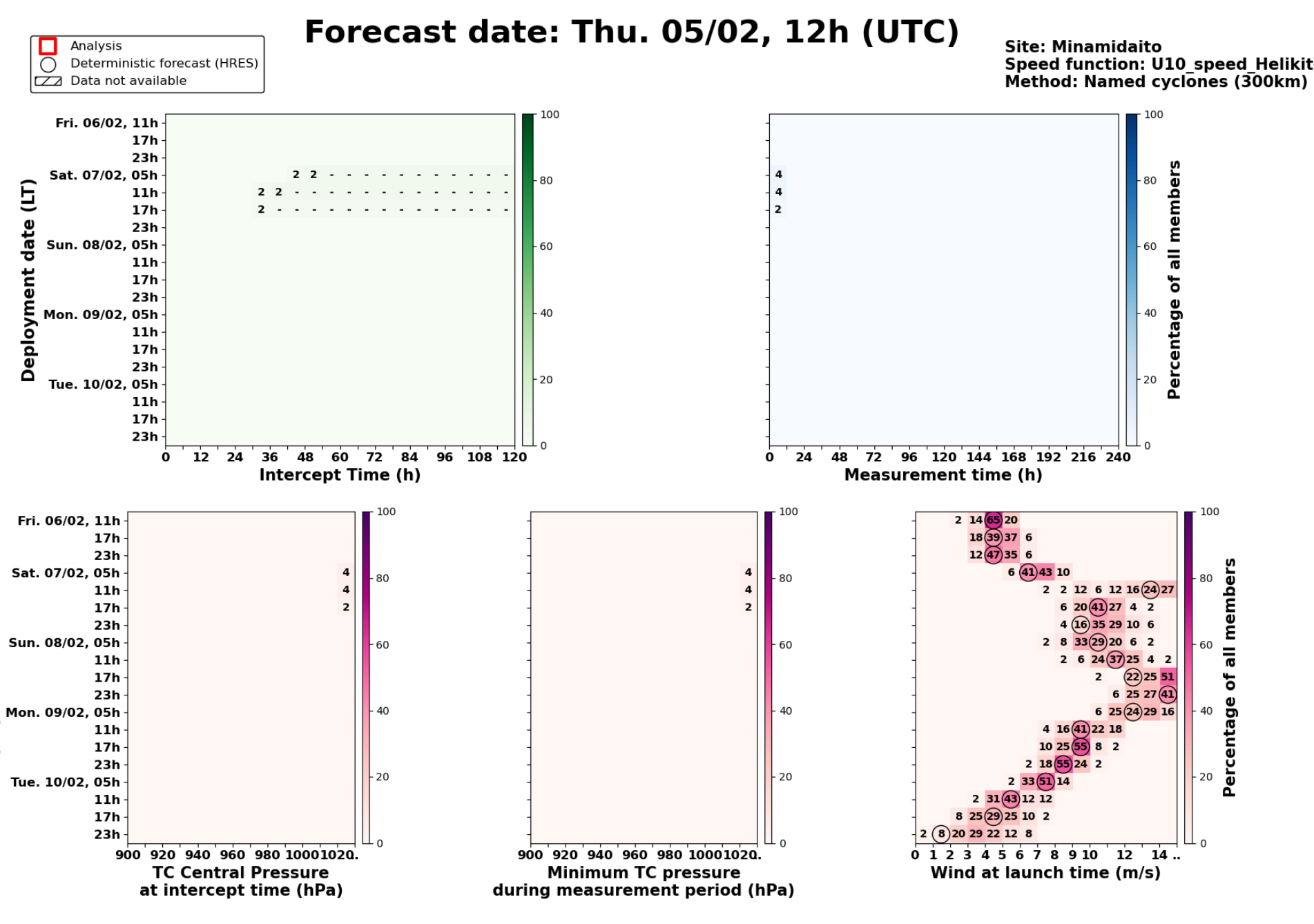

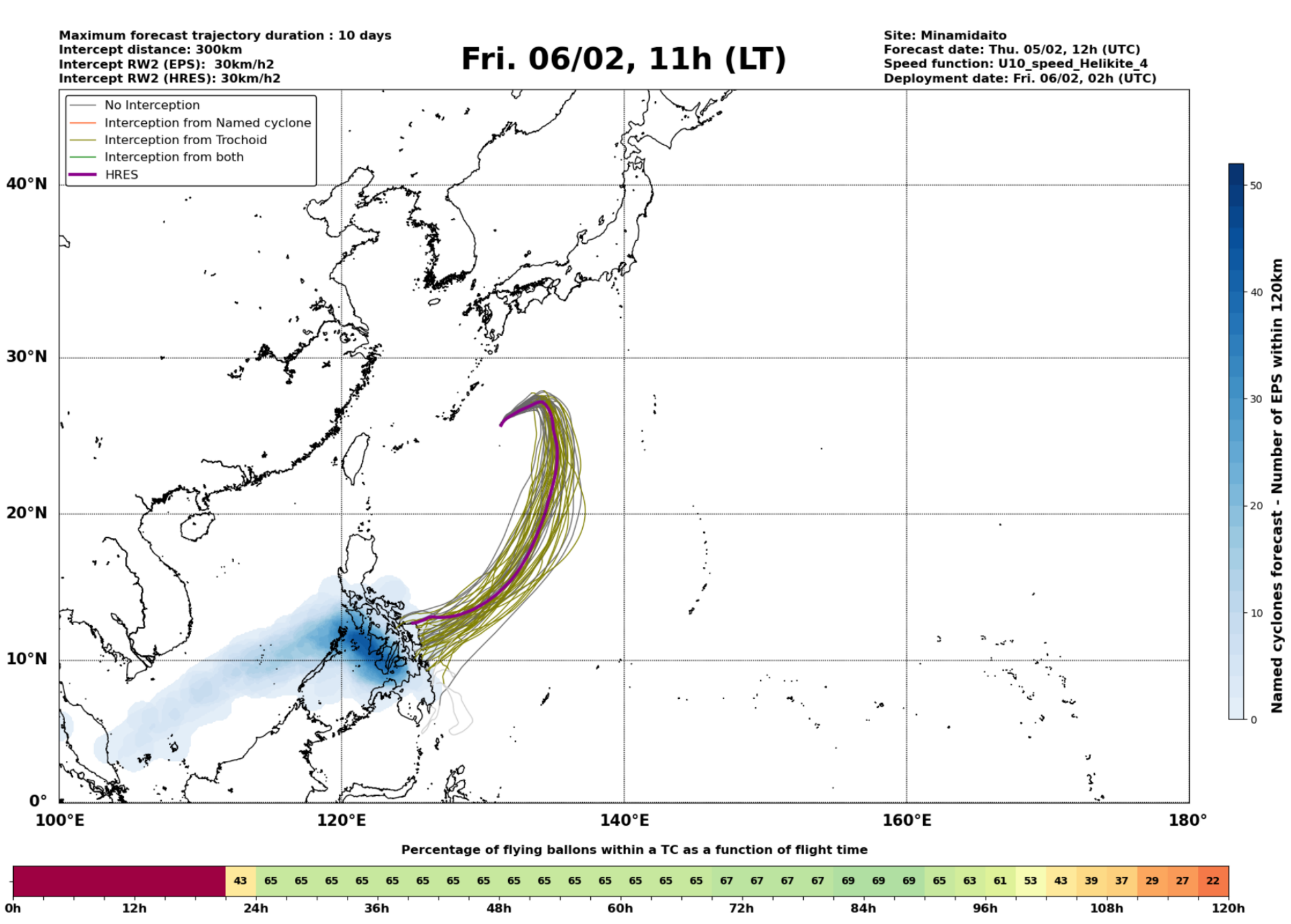
Maximum forecast trajectory duration : 10 days
Intercept distance: 300km
Intercept RW2 (EPS): 30km/h2
Intercept RW2 (HRES): 30km/h2
Fri. 06/02, 11h (LT)
Site: Minamidaito
Forecast date: Thu. 05/02, 12h (UTC)
Speed function: U10_speed_Helikite_4
Deployment date: Fri. 06/02, 02h (UTC)
No Interception
Interception from Named cyclone
Interception from Trochoid
Interception from both
HRES
Named cyclones forecast - Number of EPS within 120km
Percentage of flying ballons within a TC as a function of flight time
43 65 65 65 65 65 65 65 65 65 65 65 65 65 65 65 67 67 67 69 69 65 65 61 53 43 39 37 29 27 22

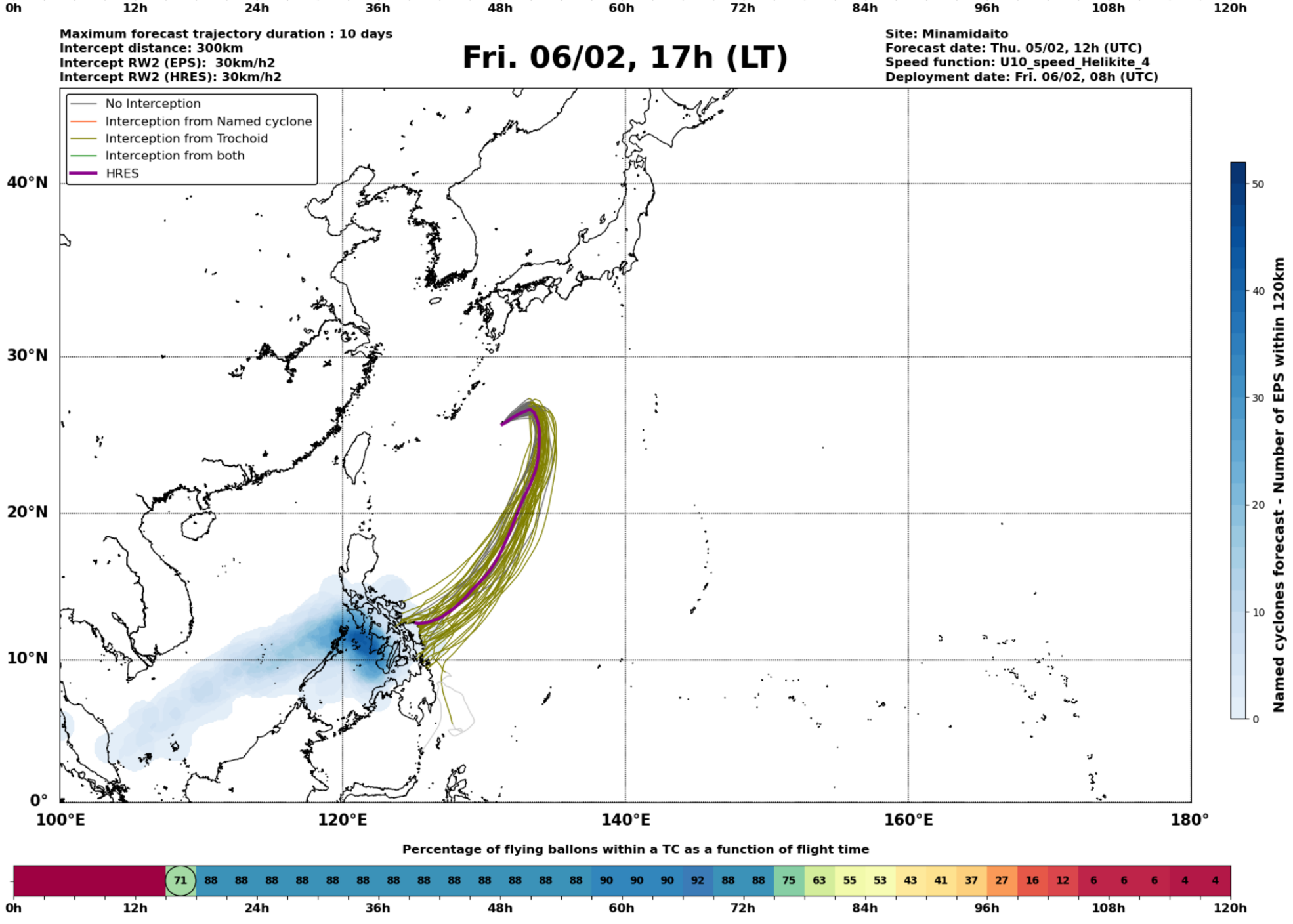
Maximum forecast trajectory duration : 10 days
Intercept distance: 300km
Intercept RW2 (EPS): 30km/h2
Intercept RW2 (HRES): 30km/h2
Fri. 06/02, 17h (LT)
Site: Minamidaito
Forecast date: Thu. 05/02, 12h (UTC)
Speed function: U10_speed_Helikite_4
Deployment date: Fri. 06/02, 08h (UTC)
No Interception
Interception from Named cyclone
Interception from Trochoid
Interception from both
HRES
Named cyclones forecast - Number of EPS within 120km
Percentage of flying ballons within a TC as a function of flight time
71 88 88 88 88 88 88 88 88 88 88 88 88 88 88 88 90 90 90 92 88 88 75 63 59 53 43 41 37 27 16 12 8 8 6 4 4

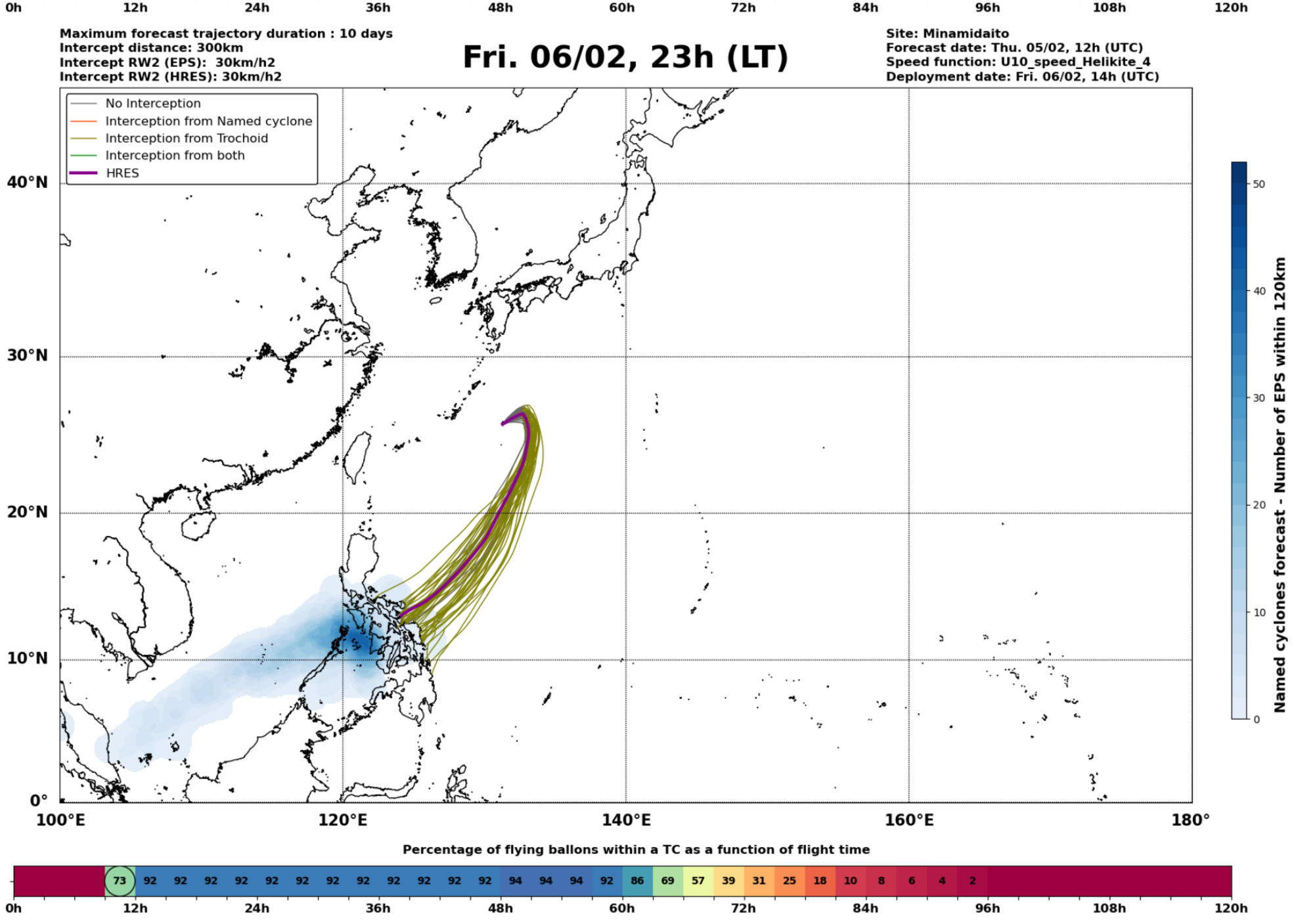
Maximum forecast trajectory duration : 10 days
Intercept distance: 300km
Intercept RW2 (EPS): 30km/h2
Intercept RW2 (HRES): 30km/h2
Fri. 06/02, 23h (LT)
Site: Minamidaito
Forecast date: Thu. 05/02, 12h (UTC)
Speed function: U10_speed_Helikite_4
Deployment date: Fri. 06/02, 14h (UTC)
No Interception
Interception from Named cyclone
Interception from Trochoid
Interception from both
HRES
Named cyclones forecast - Number of EPS within 120km
Percentage of flying ballons within a TC as a function of flight time
73 92 92 92 92 92 92 92 92 92 92 92 92 94 94 94 92 86 69 57 39 31 25 18 10 8 6 4 2

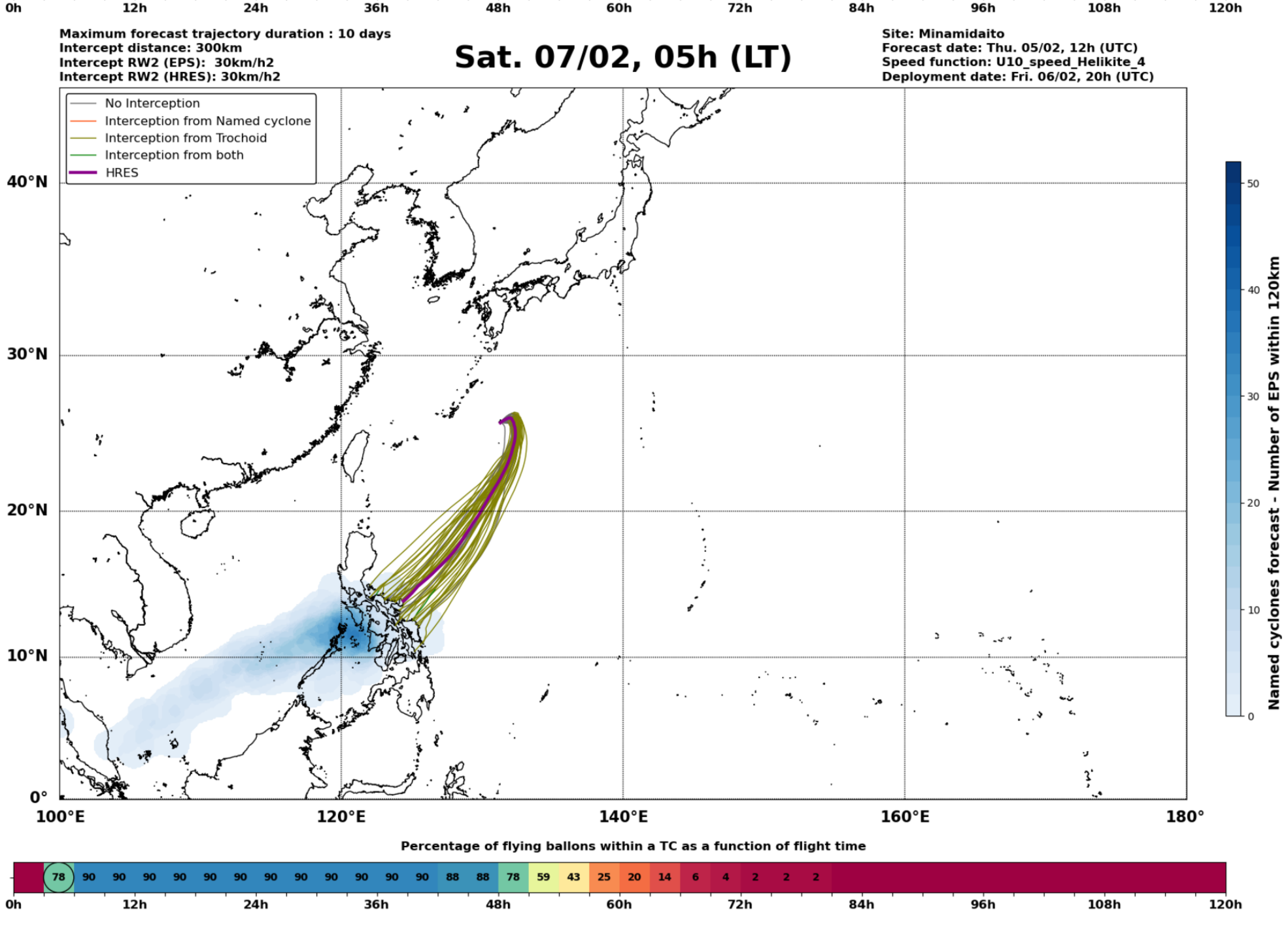
Maximum forecast trajectory duration : 10 days
Intercept distance: 300km
Intercept RW2 (EPS): 30km/h2
Intercept RW2 (HRES): 30km/h2
Sat. 07/02, 05h (LT)
Site: Minamidaito
Forecast date: Thu. 05/02, 12h (UTC)
Speed function: U10_speed_Helikite_4
Deployment date: Fri. 06/02, 20h (UTC)
No Interception
Interception from Named cyclone
Interception from Trochoid
Interception from both
HRES
Named cyclones forecast - Number of EPS within 120km
Percentage of flying ballons within a TC as a function of flight time
78 90 90 90 90 90 90 90 90 90 90 90 90 88 88 78 59 43 25 20 14 8 4 2 2 2

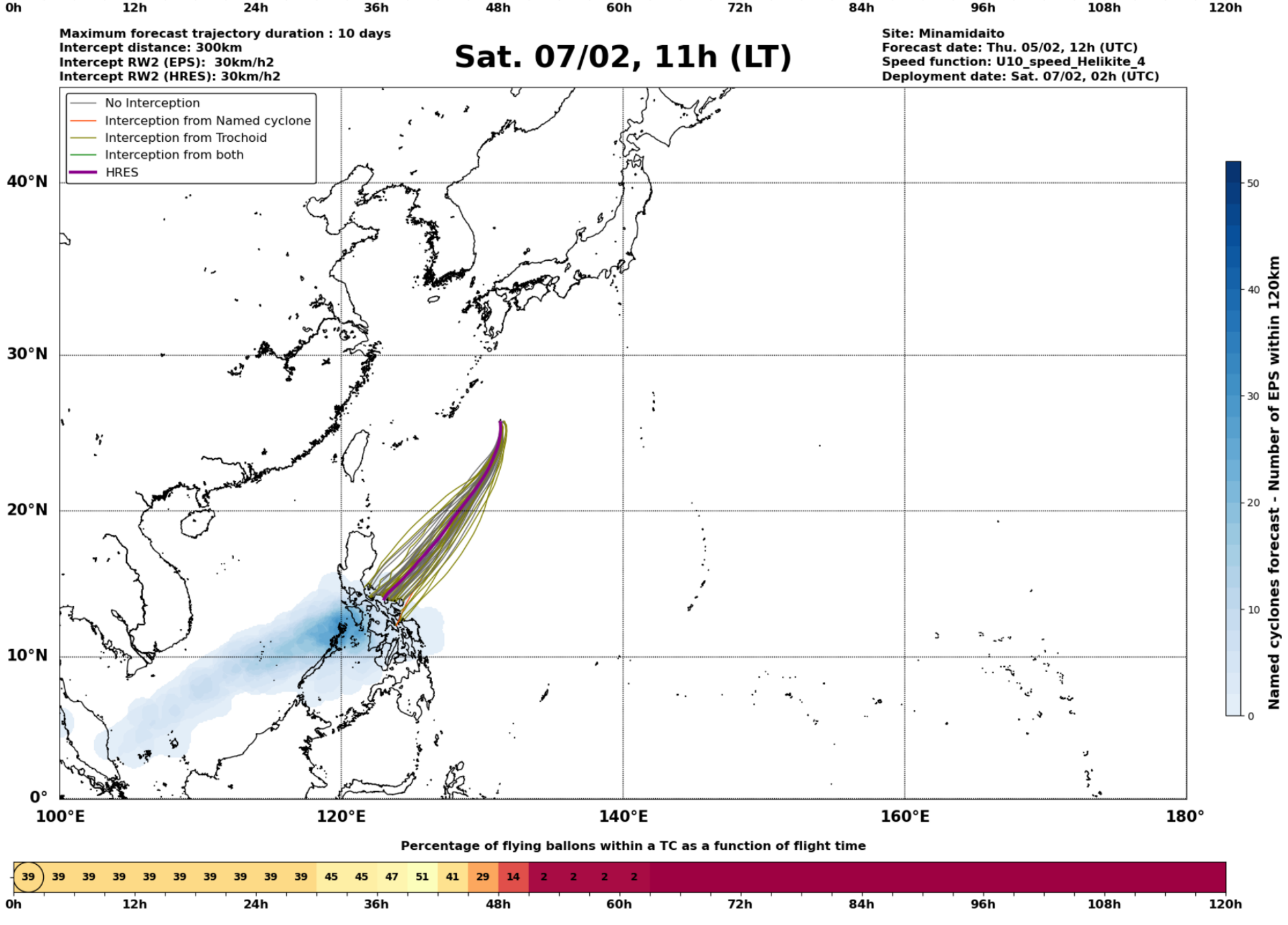
Maximum forecast trajectory duration : 10 days
Intercept distance: 300km
Intercept RW2 (EPS): 30km/h2
Intercept RW2 (HRES): 30km/h2
Sat. 07/02, 11h (LT)
Site: Minamidaito
Forecast date: Thu. 05/02, 12h (UTC)
Speed function: U10_speed_Helikite_4
Deployment date: Sat. 07/02, 02h (UTC)
No Interception
Interception from Named cyclone
Interception from Trochoid
Interception from both
HRES
Named cyclones forecast - Number of EPS within 120km
Percentage of flying ballons within a TC as a function of flight time
39 39 39 39 39 39 39 39 39 39 45 45 47 51 41 29 14 2 2 2 2

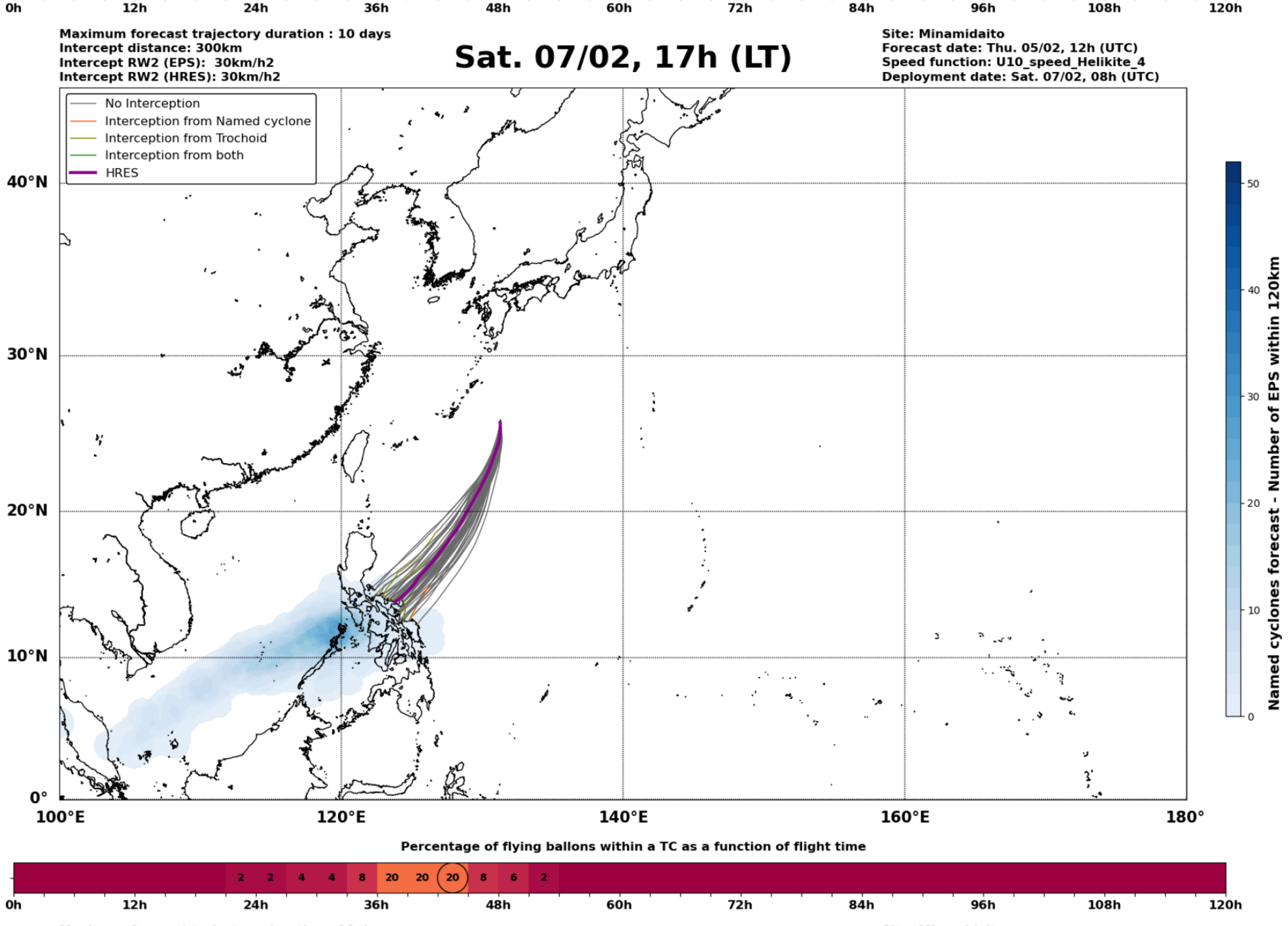
Maximum forecast trajectory duration : 10 days
Intercept distance: 300km
Intercept RW2 (EPS): 30km/h2
Intercept RW2 (HRES): 30km/h2
Sat. 07/02, 17h (LT)
Site: Minamidaito
Forecast date: Thu. 05/02, 12h (UTC)
Speed function: U10_speed_Helikite_4
Deployment date: Sat. 07/02, 08h (UTC)
No Interception
Interception from Named cyclone
Interception from Trochoid
Interception from both
HRES
Named cyclones forecast - Number of EPS within 120km
Percentage of flying ballons within a TC as a function of flight time
2 2 4 6 8 20 20 20 8 6 2

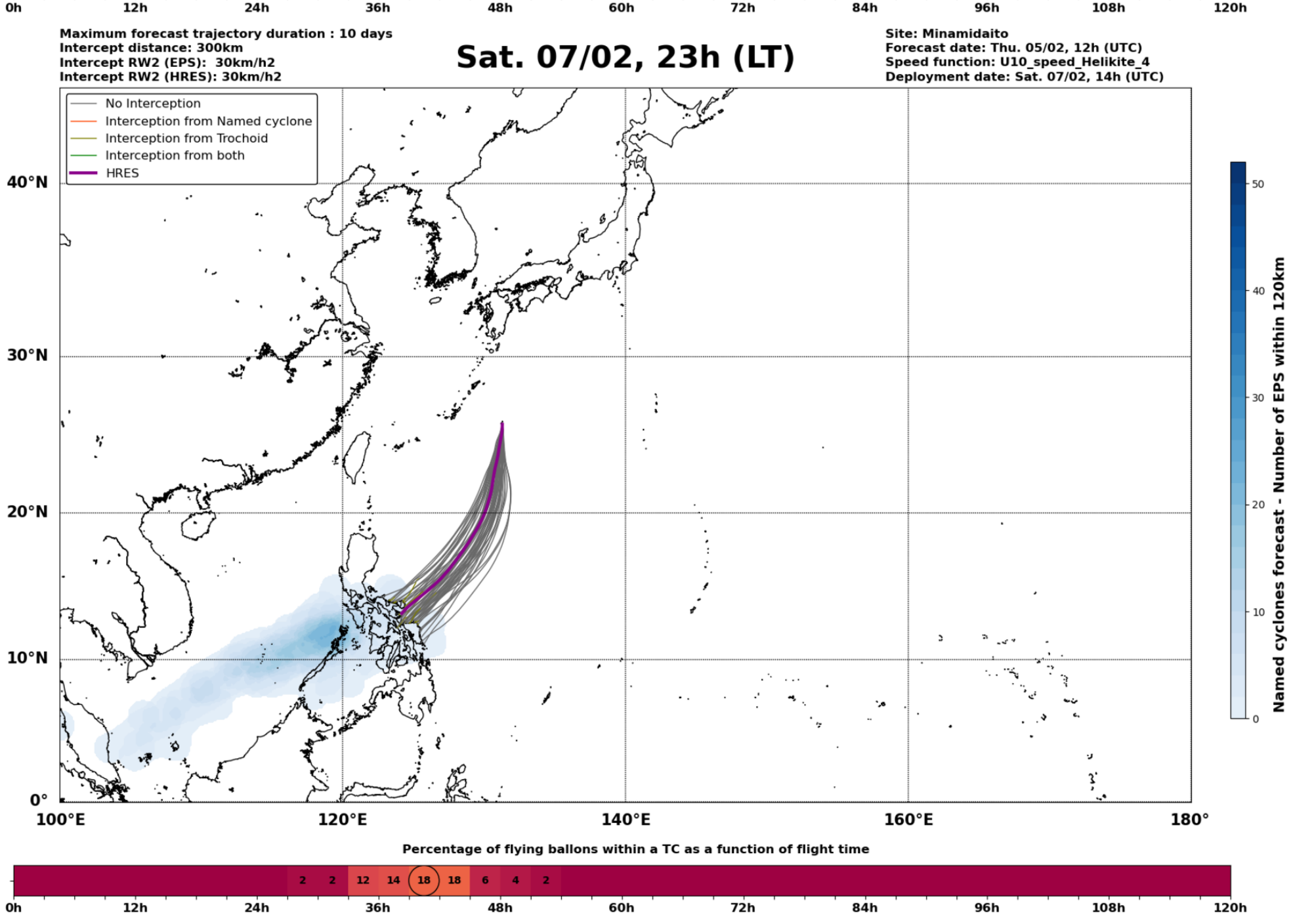
Maximum forecast trajectory duration : 10 days
Intercept distance: 300km
Intercept RW2 (EPS): 30km/h2
Intercept RW2 (HRES): 30km/h2
Sat. 07/02, 23h (LT)
Site: Minamidaito
Forecast date: Thu. 05/02, 12h (UTC)
Speed function: U10_speed_Helikite_4
Deployment date: Sat. 07/02, 14h (UTC)
No Interception
Interception from Named cyclone
Interception from Trochoid
Interception from both
HRES
Named cyclones forecast - Number of EPS within 120km
Percentage of flying ballons within a TC as a function of flight time
2 2 12 14 18 18 6 6 2

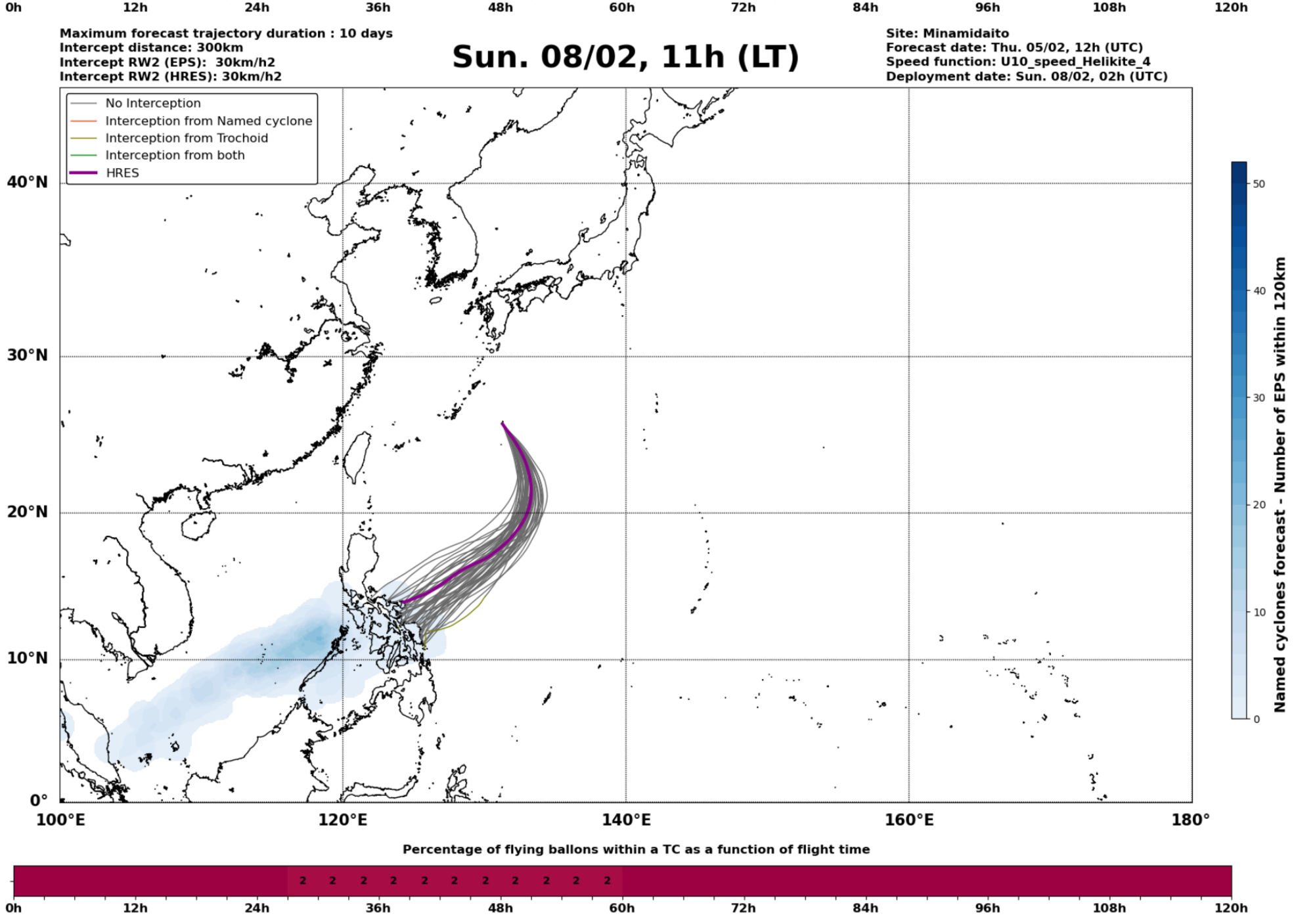
Maximum forecast trajectory duration : 10 days
Intercept distance: 300km
Intercept RW2 (EPS): 30km/h2
Intercept RW2 (HRES): 30km/h2
Sun. 08/02, 11h (LT)
Site: Minamidaito
Forecast date: Thu. 05/02, 12h (UTC)
Speed function: U10_speed_Helikite_4
Deployment date: Sun. 08/02, 02h (UTC)
No Interception
Interception from Named cyclone
Interception from Trochoid
Interception from both
HRES
Named cyclones forecast - Number of EPS within 120km
Percentage of flying ballons within a TC as a function of flight time
2 2 2 2 2 2 2 2 2 2 2

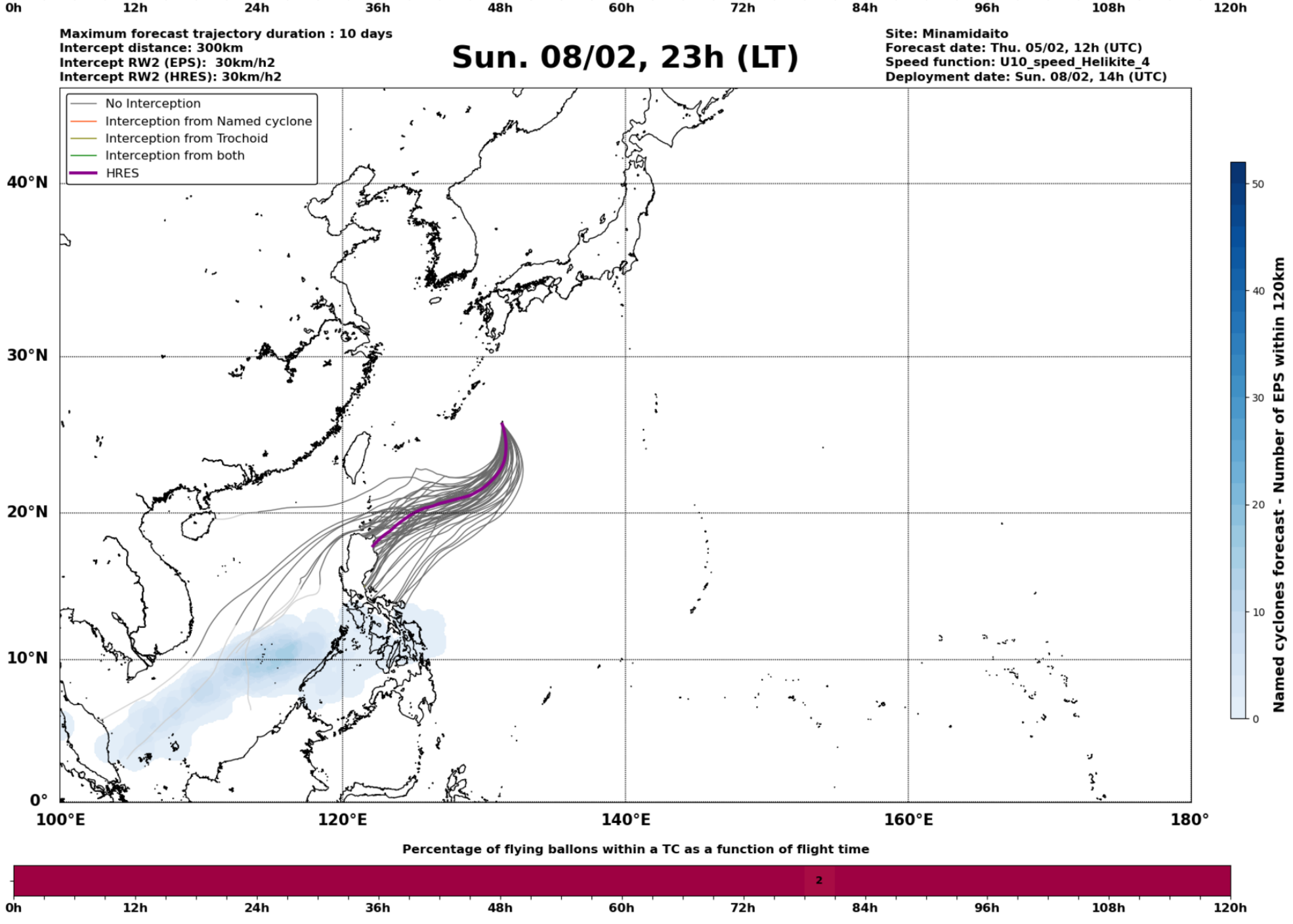
Maximum forecast trajectory duration : 10 days
Intercept distance: 300km
Intercept RW2 (EPS): 30km/h2
Intercept RW2 (HRES): 30km/h2
Sun. 08/02, 23h (LT)
Site: Minamidaito
Forecast date: Thu. 05/02, 12h (UTC)
Speed function: U10_speed_Helikite_4
Deployment date: Sun. 08/02, 14h (UTC)
No Interception
Interception from Named cyclone
Interception from Trochoid
Interception from both
HRES
Named cyclones forecast - Number of EPS within 120km
Percentage of flying ballons within a TC as a function of flight time
2

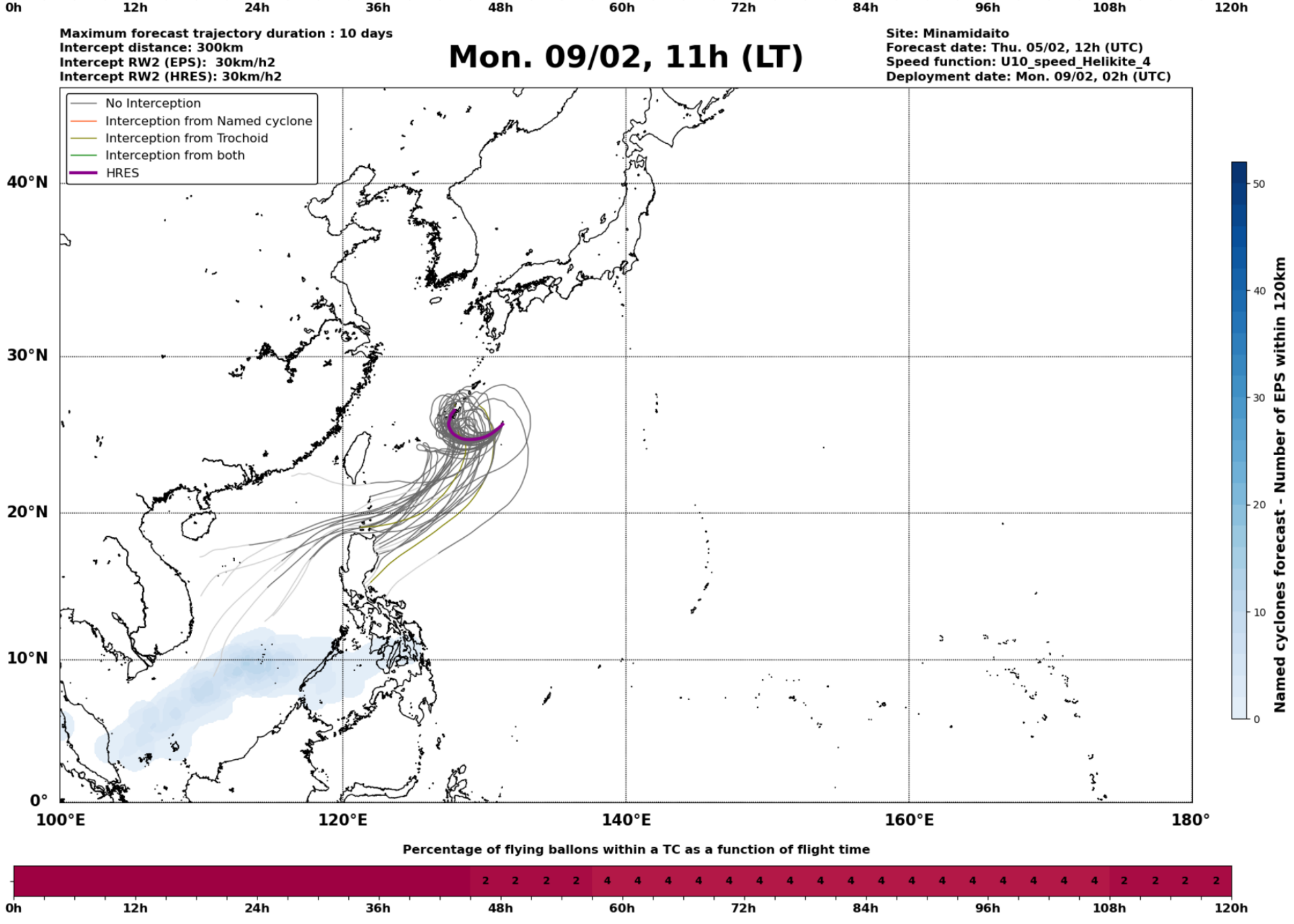
Maximum forecast trajectory duration : 10 days
Intercept distance: 300km
Intercept RW2 (EPS): 30km/h2
Intercept RW2 (HRES): 30km/h2
Mon. 09/02, 11h (LT)
Site: Minamidaito
Forecast date: Thu. 05/02, 12h (UTC)
Speed function: U10_speed_Helikite_4
Deployment date: Mon. 09/02, 02h (UTC)
No Interception
Interception from Named cyclone
Interception from Trochoid
Interception from both
HRES
Named cyclones forecast - Number of EPS within 120km
Percentage of flying ballons within a TC as a function of flight time
2 2 2 2 4 4 4 4 4 4 4 4 4 4 4 4 4 4 4 4 4 4 2 2 2 2

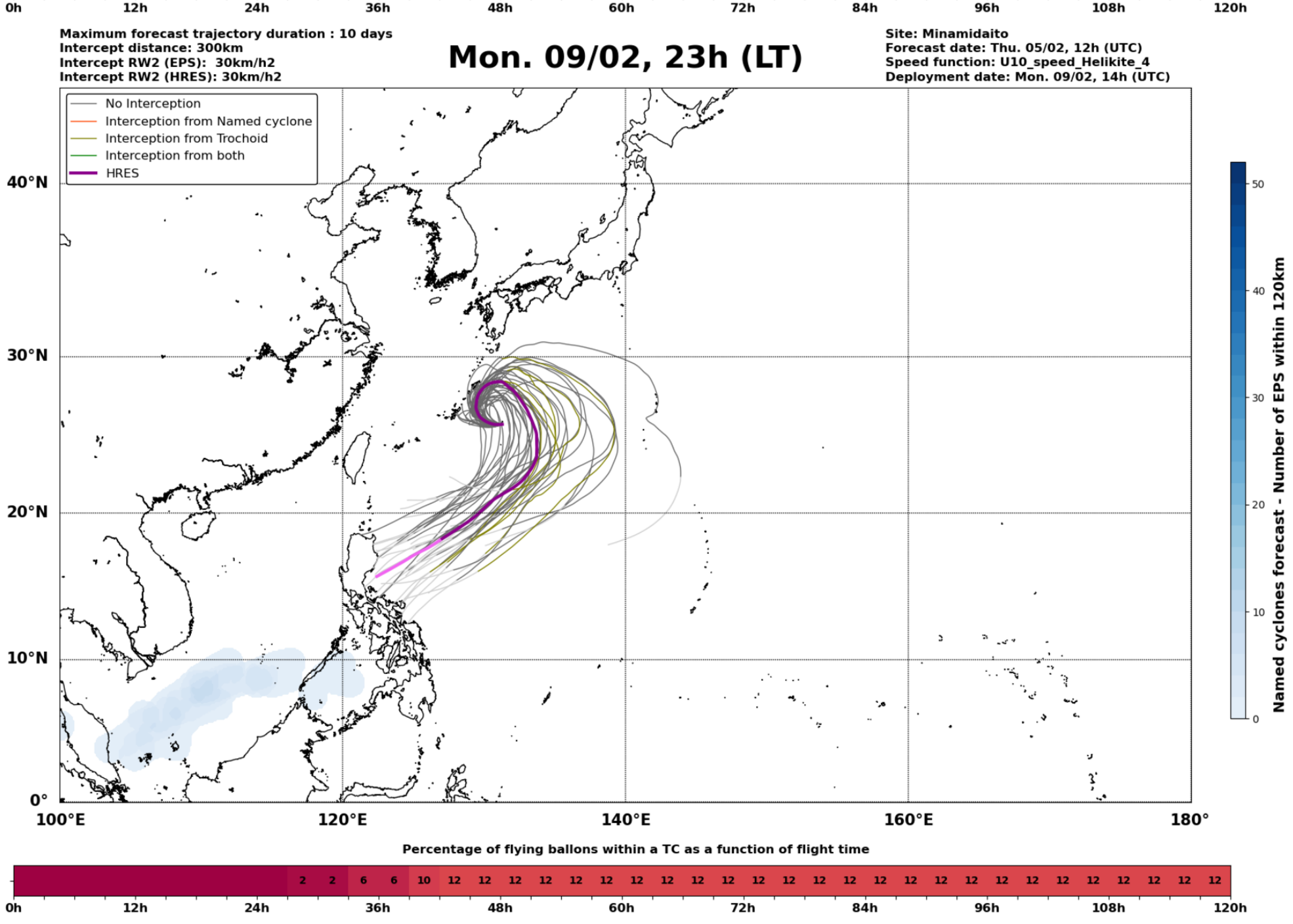
Maximum forecast trajectory duration : 10 days
Intercept distance: 300km
Intercept RW2 (EPS): 30km/h2
Intercept RW2 (HRES): 30km/h2
Mon. 09/02, 23h (LT)
Site: Minamidaito
Forecast date: Thu. 05/02, 12h (UTC)
Speed function: U10_speed_Helikite_4
Deployment date: Mon. 09/02, 14h (UTC)
No Interception
Interception from Named cyclone
Interception from Trochoid
Interception from both
HRES
Named cyclones forecast - Number of EPS within 120km
Percentage of flying ballons within a TC as a function of flight time
2 2 6 6 10 12 12 12 12 12 12 12 12 12 12 12 12 12 12 12 12 12 12 12 12 12 12 12 12

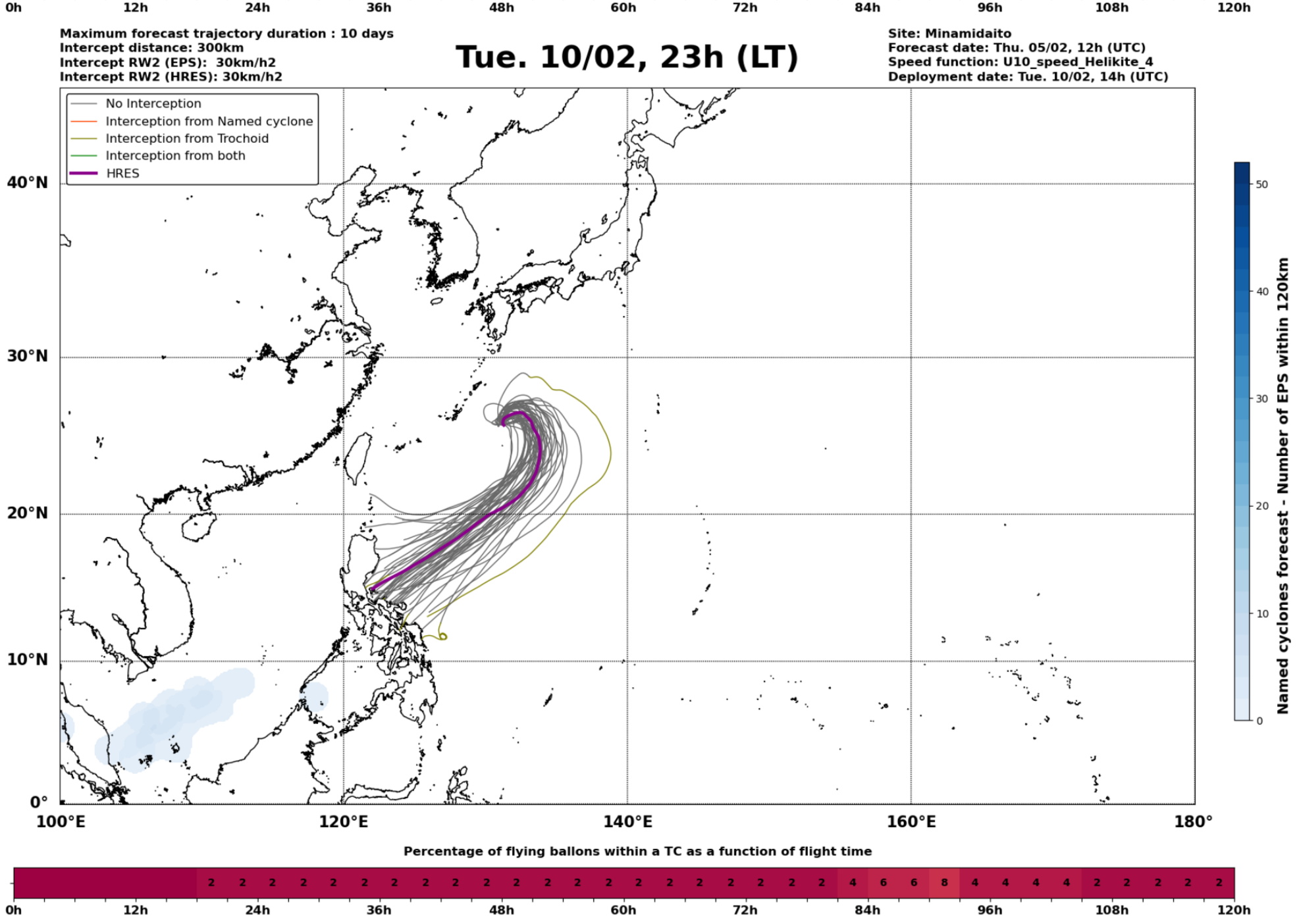
Maximum forecast trajectory duration : 10 days
Intercept distance: 300km
Intercept RW2 (EPS): 30km/h2
Intercept RW2 (HRES): 30km/h2
Tue. 10/02, 23h (LT)
Site: Minamidaito
Forecast date: Thu. 05/02, 12h (UTC)
Speed function: U10_speed_Helikite_4
Deployment date: Tue. 10/02, 14h (UTC)
No Interception
Interception from Named cyclone
Interception from Trochoid
Interception from both
HRES
Named cyclones forecast - Number of EPS within 120km
Percentage of flying ballons within a TC as a function of flight time

Forecast date: Thu. 05/02, 12h (UTC)

Site: Minamidaito
Speed function: U10_speed_Helikite_4
Method: Trochoid (30/30km/h2)

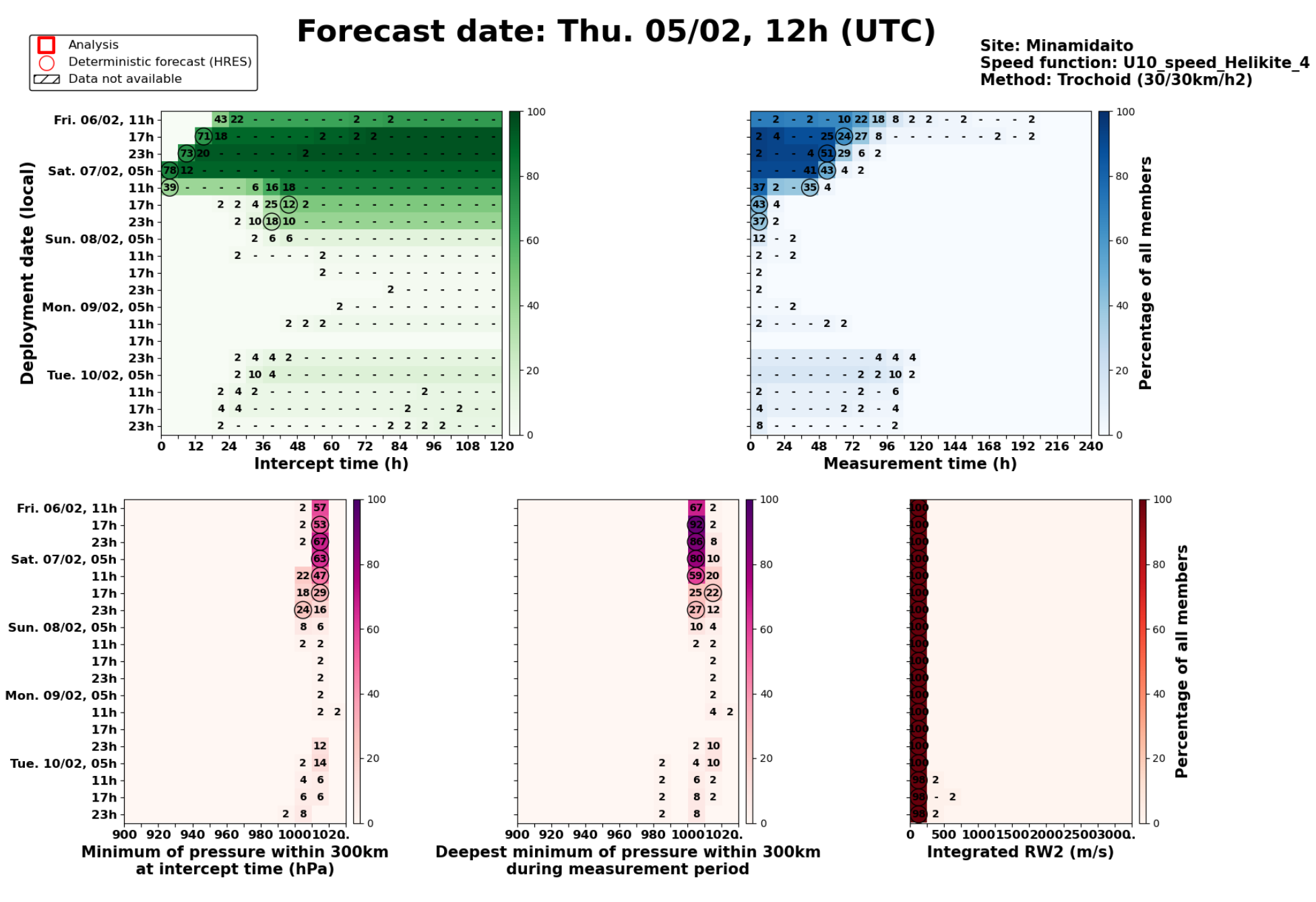
Analysis
Deterministic forecast (HRES)
Data not available
Deployment date (local)
Intercept time (h)
Measurement time (h)
Percentage of all members
Minimum of pressure within 300km at intercept time (hPa)
Deepest minimum of pressure within 300km during measurement period
Integrated RW2 (m/s)

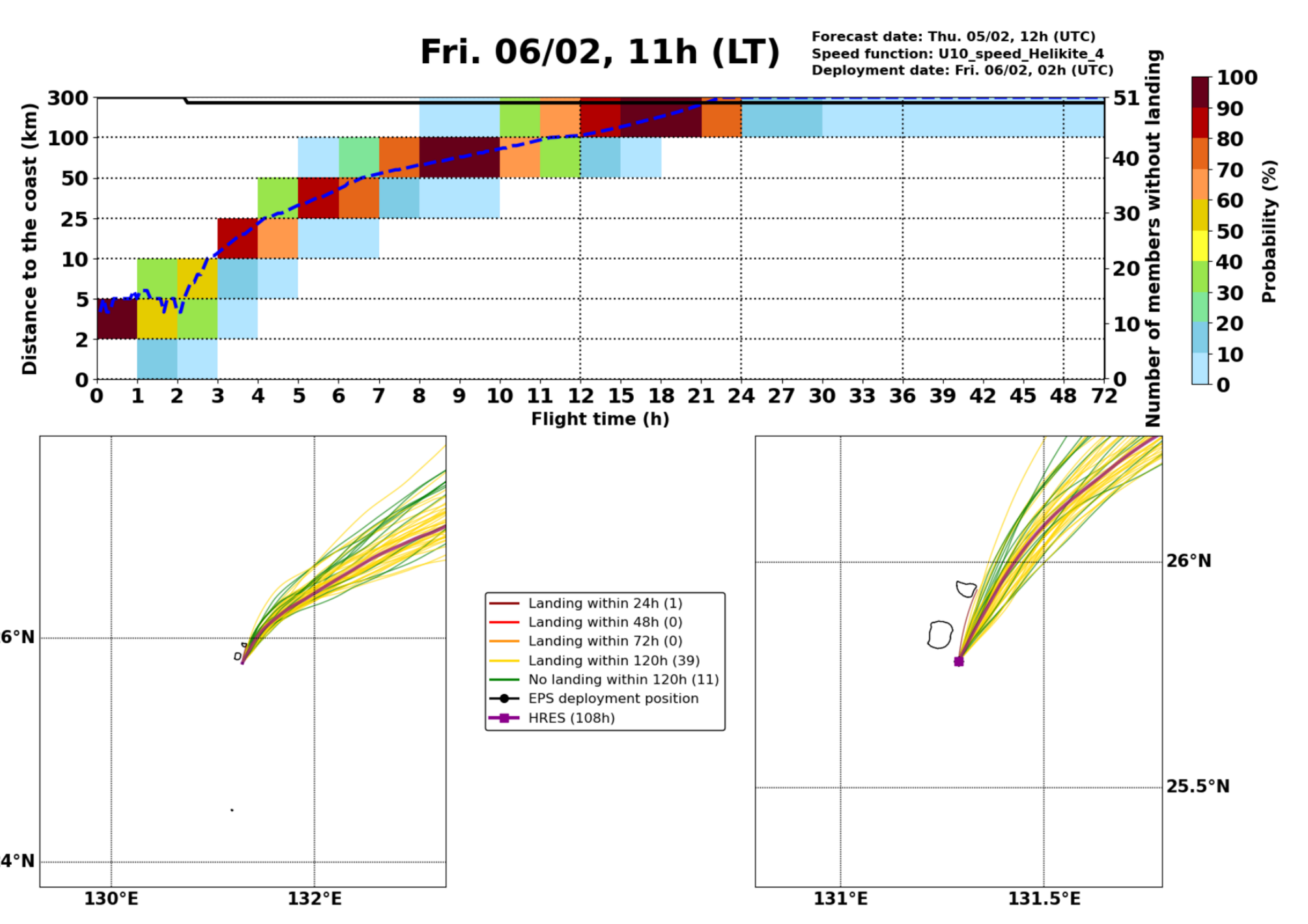
Fri. 06/02, 11h (LT)
Forecast date: Thu. 05/02, 12h (UTC)
Speed function: U10_speed_Helikite_4
Deployment date: Fri. 06/02, 02h (UTC)
Distance to the coast (km)
Flight time (h)
Number of members without landing
Probability (%)
Landing within 24h (1)
Landing within 48h (0)
Landing within 72h (0)
Landing within 120h (39)
No landing within 120h (11)
EPS deployment position
HRES (108h)

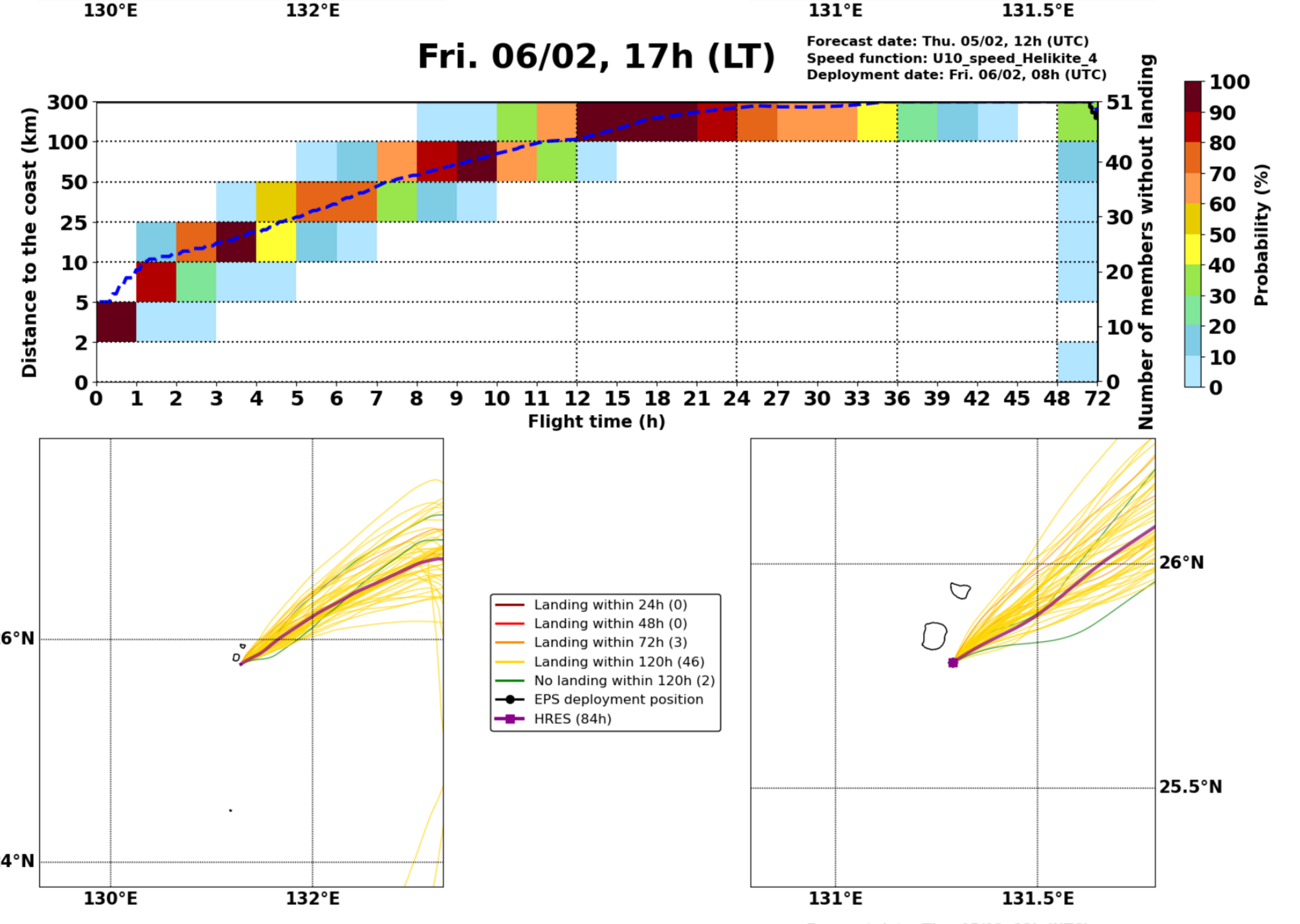
Fri. 06/02, 17h (LT)
Forecast date: Thu. 05/02, 12h (UTC)
Speed function: U10_speed_Helikite_4
Deployment date: Fri. 06/02, 08h (UTC)
Distance to the coast (km)
Flight time (h)
Number of members without landing
Probability (%)
Landing within 24h (0)
Landing within 48h (0)
Landing within 72h (3)
Landing within 120h (46)
No landing within 120h (2)
EPS deployment position
HRES (84h)

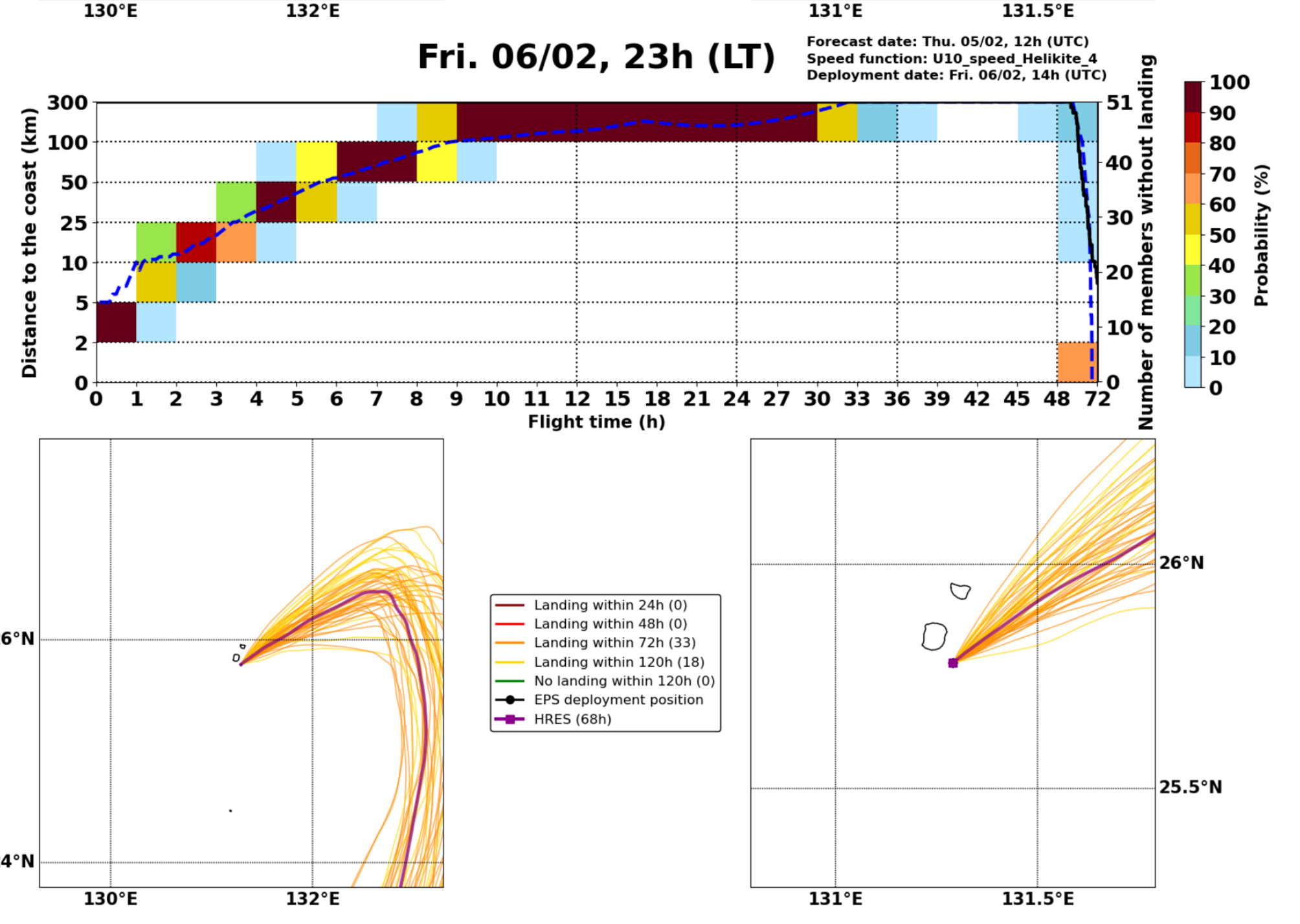
Fri. 06/02, 23h (LT)
Forecast date: Thu. 05/02, 12h (UTC)
Speed function: U10_speed_Helikite_4
Deployment date: Fri. 06/02, 14h (UTC)
Distance to the coast (km)
Flight time (h)
Number of members without landing
Probability (%)
Landing within 24h (0)
Landing within 48h (0)
Landing within 72h (33)
Landing within 120h (18)
No landing within 120h (0)
EPS deployment position
HRES (68h)

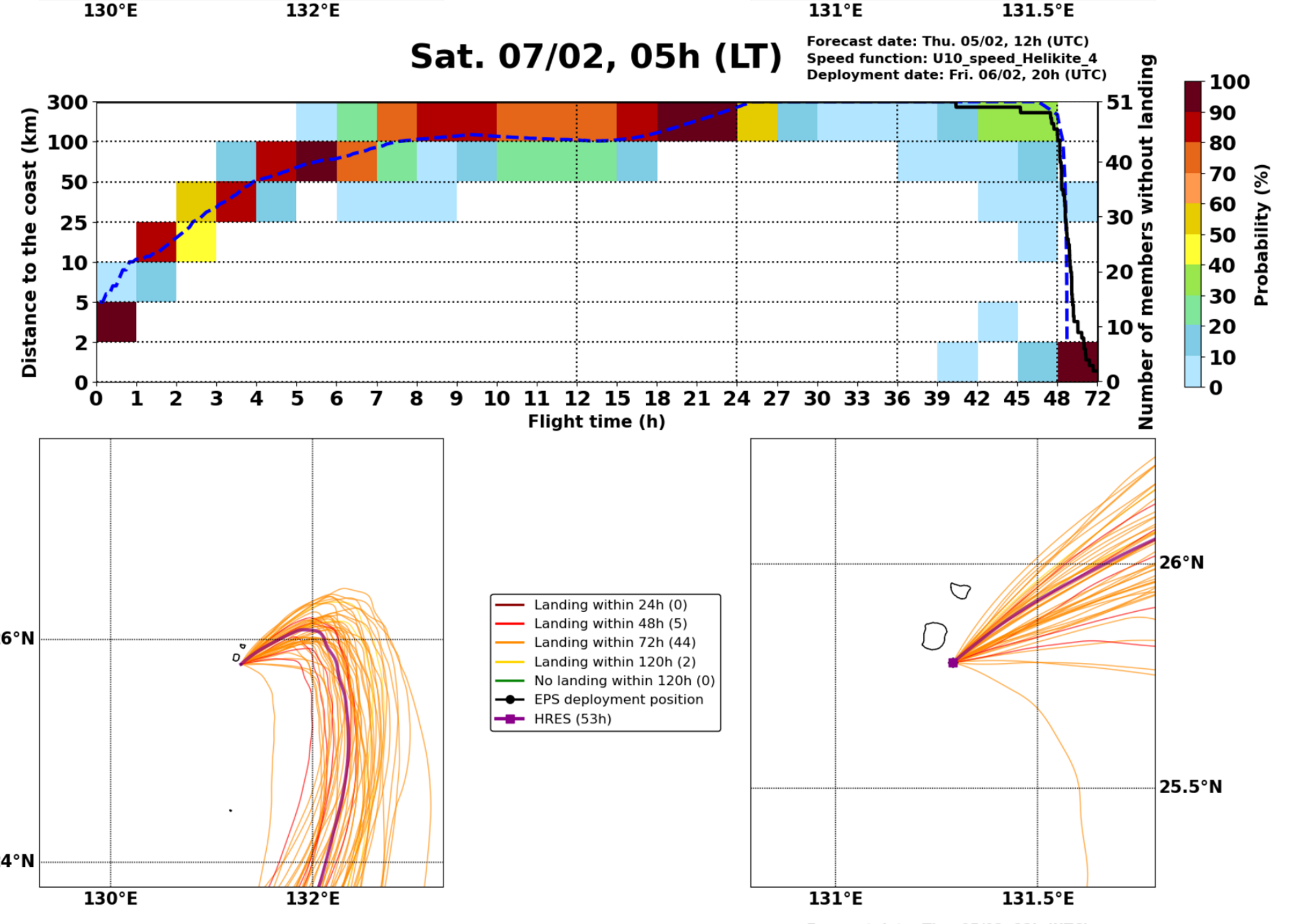
Sat. 07/02, 05h (LT)
Forecast date: Thu. 05/02, 12h (UTC)
Speed function: U10_speed_Helikite_4
Deployment date: Fri. 06/02, 20h (UTC)
Distance to the coast (km)
Flight time (h)
Number of members without landing
Probability (%)
Landing within 24h (0)
Landing within 48h (5)
Landing within 72h (44)
Landing within 120h (2)
No landing within 120h (0)
EPS deployment position
HRES (53h)

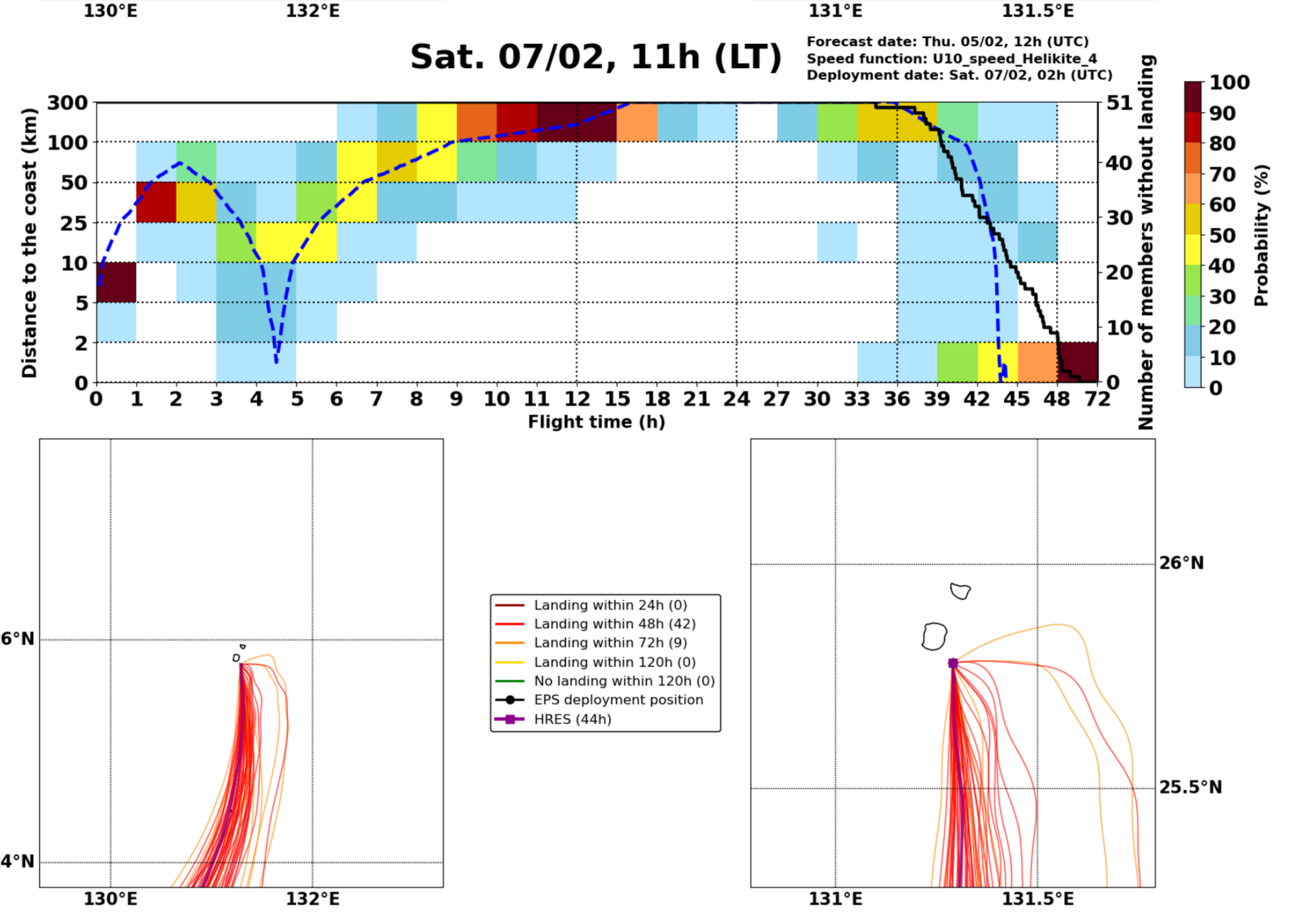
Sat. 07/02, 11h (LT)
Forecast date: Thu. 05/02, 12h (UTC)
Speed function: U10_speed_Helikite_4
Deployment date: Sat. 07/02, 02h (UTC)
Distance to the coast (km)
Flight time (h)
Number of members without landing
Probability (%)
Landing within 24h (0)
Landing within 48h (42)
Landing within 72h (9)
Landing within 120h (0)
No landing within 120h (0)
EPS deployment position
HRES (44h)

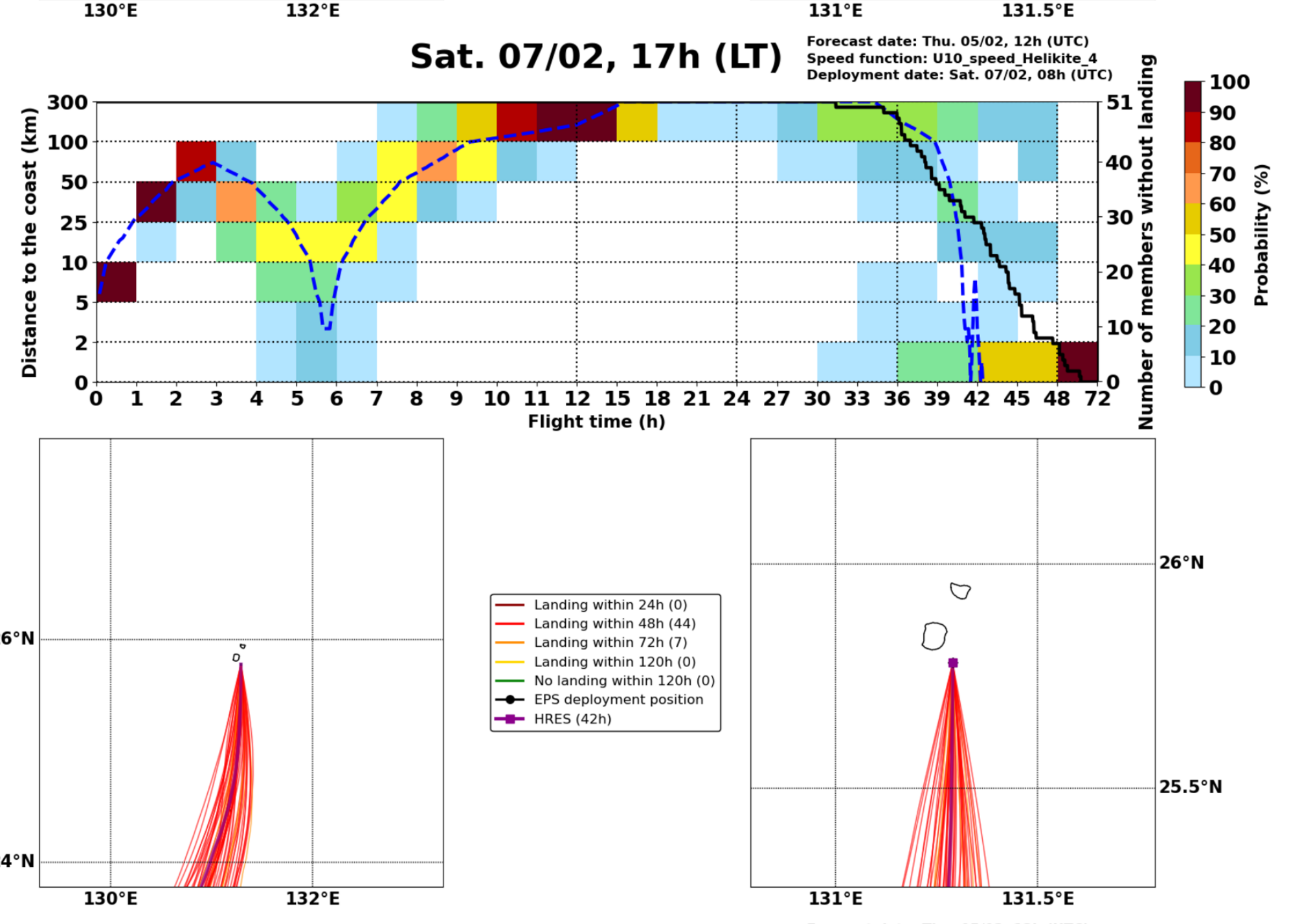
Sat. 07/02, 17h (LT)
Forecast date: Thu. 05/02, 12h (UTC)
Speed function: U10_speed_Helikite_4
Deployment date: Sat. 07/02, 08h (UTC)
Distance to the coast (km)
Flight time (h)
Number of members without landing
Probability (%)
Landing within 24h (0)
Landing within 48h (44)
Landing within 72h (7)
Landing within 120h (0)
No landing within 120h (0)
EPS deployment position
HRES (42h)

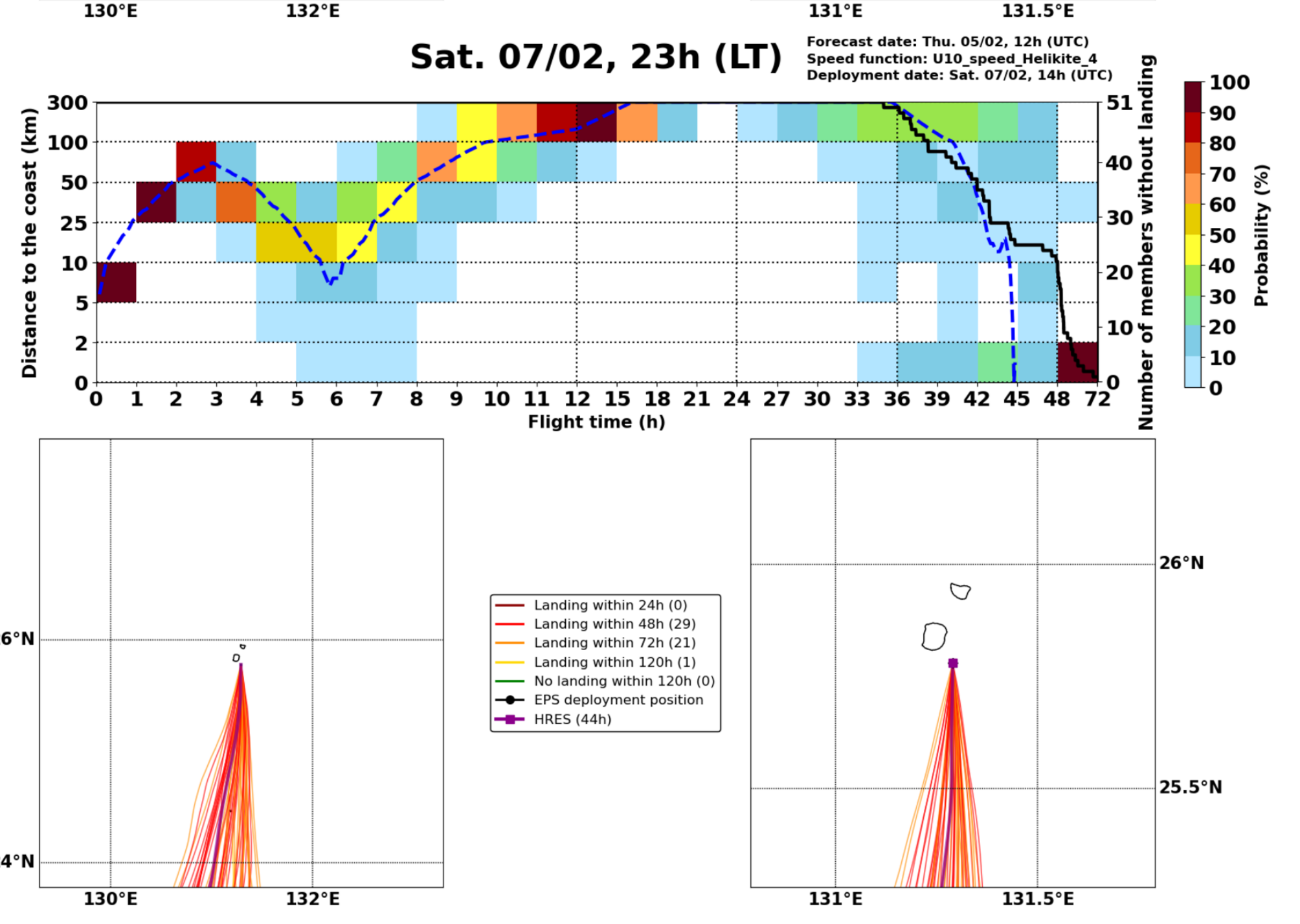
Sat. 07/02, 23h (LT)
Forecast date: Thu. 05/02, 12h (UTC)
Speed function: U10_speed_Helikite_4
Deployment date: Sat. 07/02, 14h (UTC)
Distance to the coast (km)
Flight time (h)
Number of members without landing
Probability (%)
Landing within 24h (0)
Landing within 48h (29)
Landing within 72h (21)
Landing within 120h (1)
No landing within 120h (0)
EPS deployment position
HRES (44h)

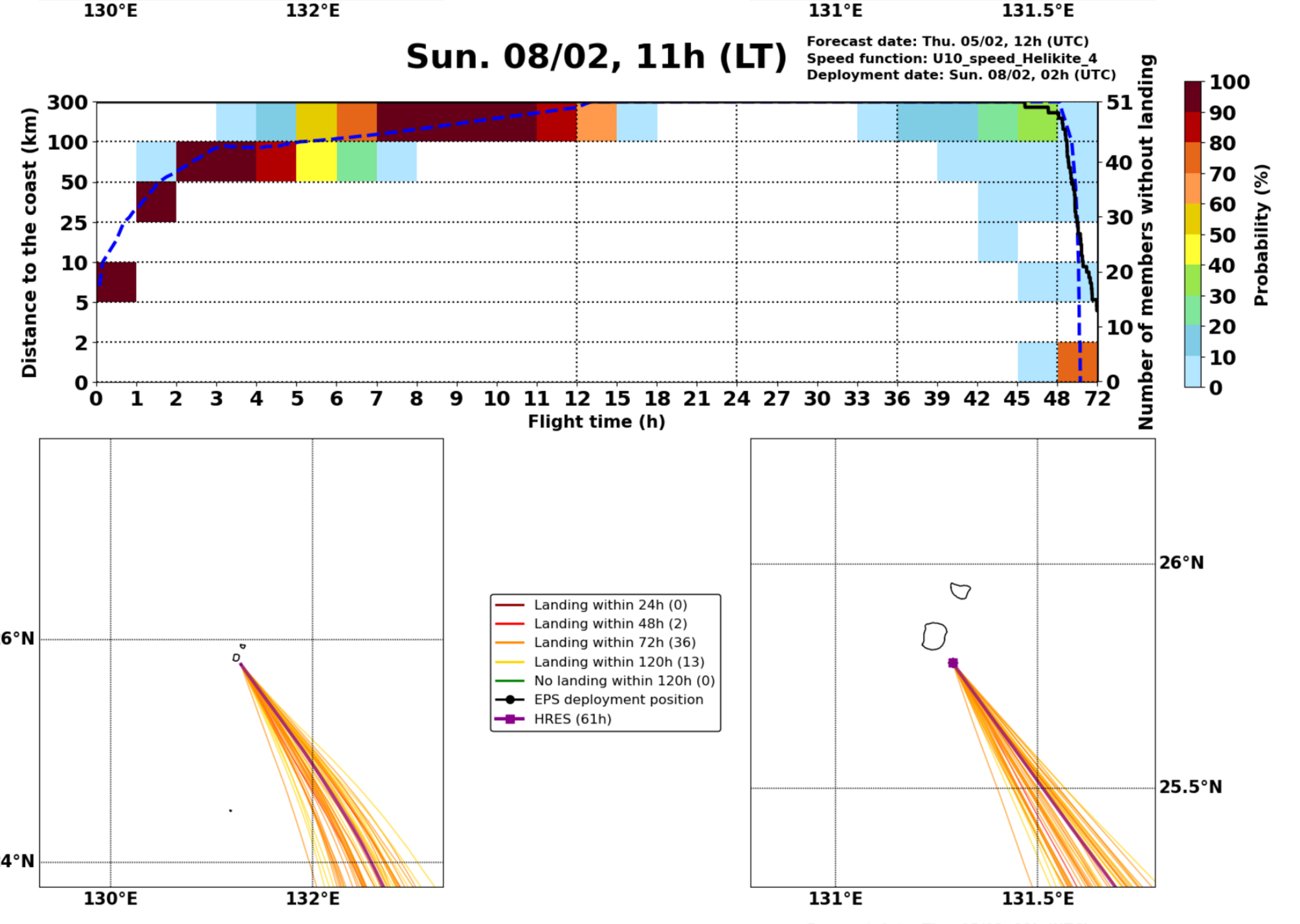
Sun. 08/02, 11h (LT)
Forecast date: Thu. 05/02, 12h (UTC)
Speed function: U10_speed_Helikite_4
Deployment date: Sun. 08/02, 02h (UTC)
Distance to the coast (km)
Flight time (h)
Number of members without landing
Probability (%)
Landing within 24h (0)
Landing within 48h (2)
Landing within 72h (36)
Landing within 120h (13)
No landing within 120h (0)
EPS deployment position
HRES (61h)

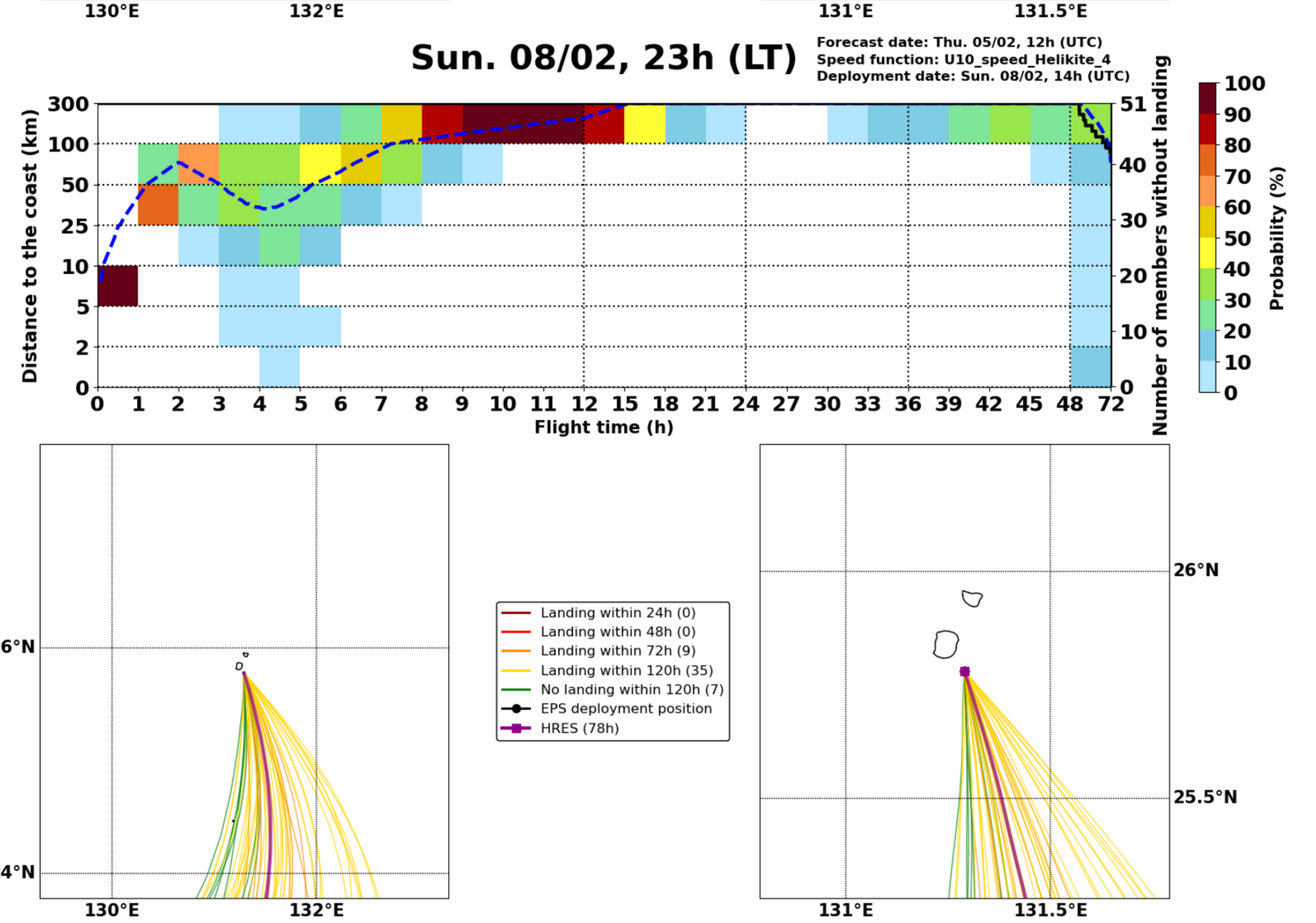
Sun. 08/02, 23h (LT)
Forecast date: Thu. 05/02, 12h (UTC)
Speed function: U10_speed_Helikite_4
Deployment date: Sun. 08/02, 14h (UTC)
Distance to the coast (km)
Flight time (h)
Number of members without landing
Probability (%)
Landing within 24h (0)
Landing within 48h (0)
Landing within 72h (9)
Landing within 120h (35)
No landing within 120h (7)
EPS deployment position
HRES (78h)

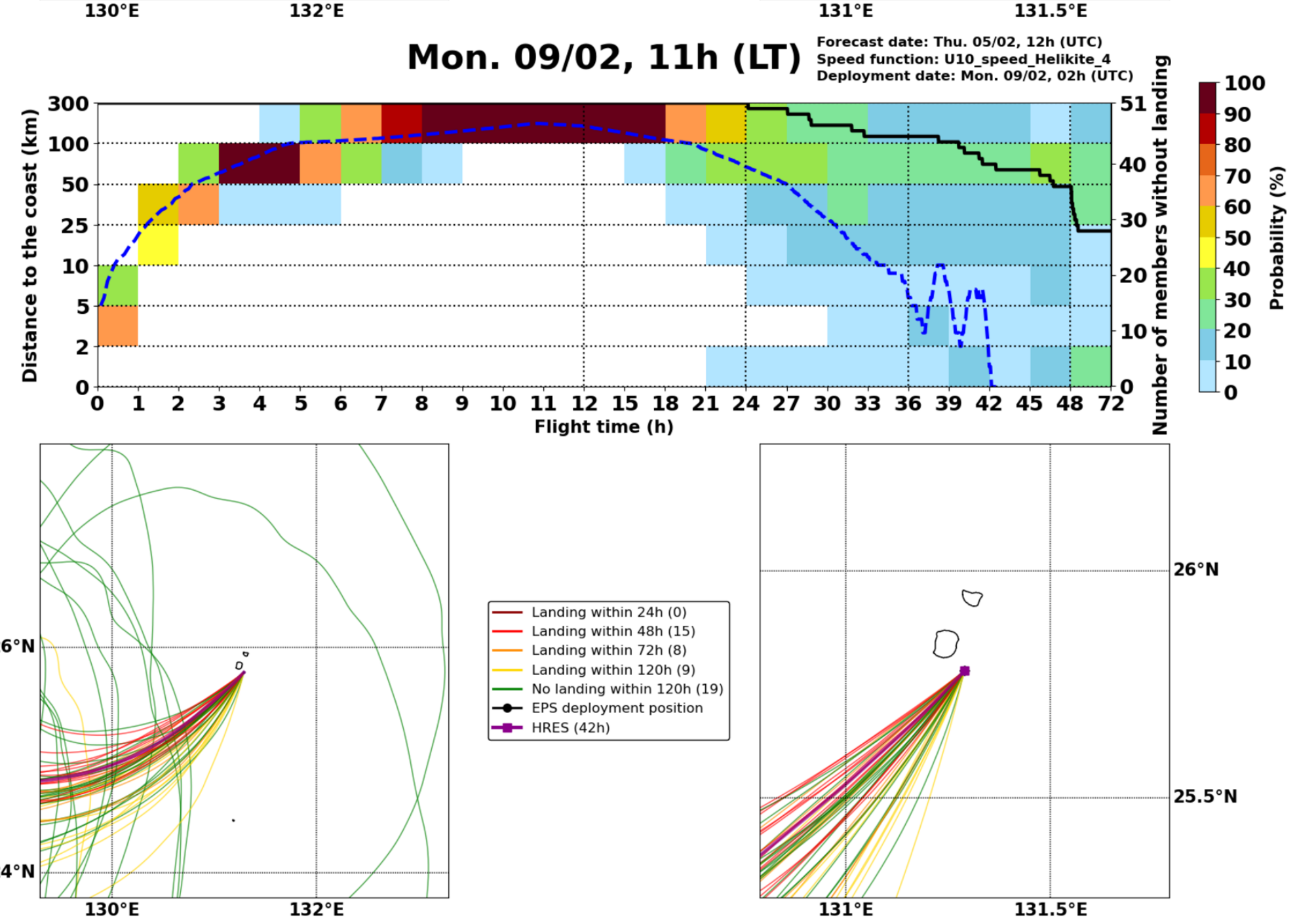
Mon. 09/02, 11h (LT)
Forecast date: Thu. 05/02, 12h (UTC)
Speed function: U10_speed_Helikite_4
Deployment date: Mon. 09/02, 02h (UTC)
Distance to the coast (km)
Flight time (h)
Number of members without landing
Probability (%)
Landing within 24h (0)
Landing within 48h (15)
Landing within 72h (8)
Landing within 120h (9)
No landing within 120h (19)
EPS deployment position
HRES (42h)

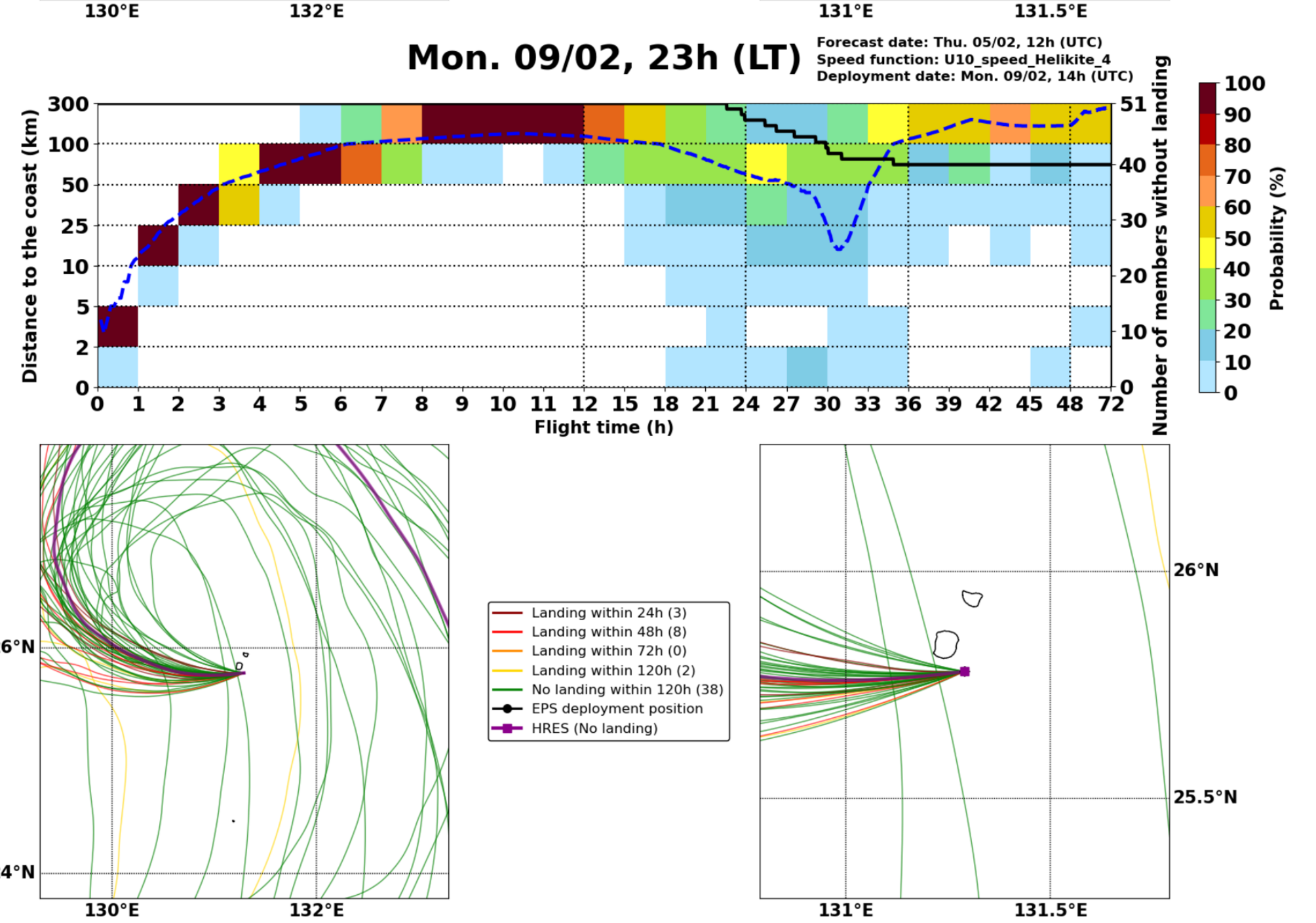
Mon. 09/02, 23h (LT)
Forecast date: Thu. 05/02, 12h (UTC)
Speed function: U10_speed_Helikite_4
Deployment date: Mon. 09/02, 14h (UTC)
Distance to the coast (km)
Flight time (h)
Number of members without landing
Probability (%)
Landing within 24h (3)
Landing within 48h (8)
Landing within 72h (0)
Landing within 120h (1)
No landing within 120h (38)
EPS deployment position
HRES (No landing)

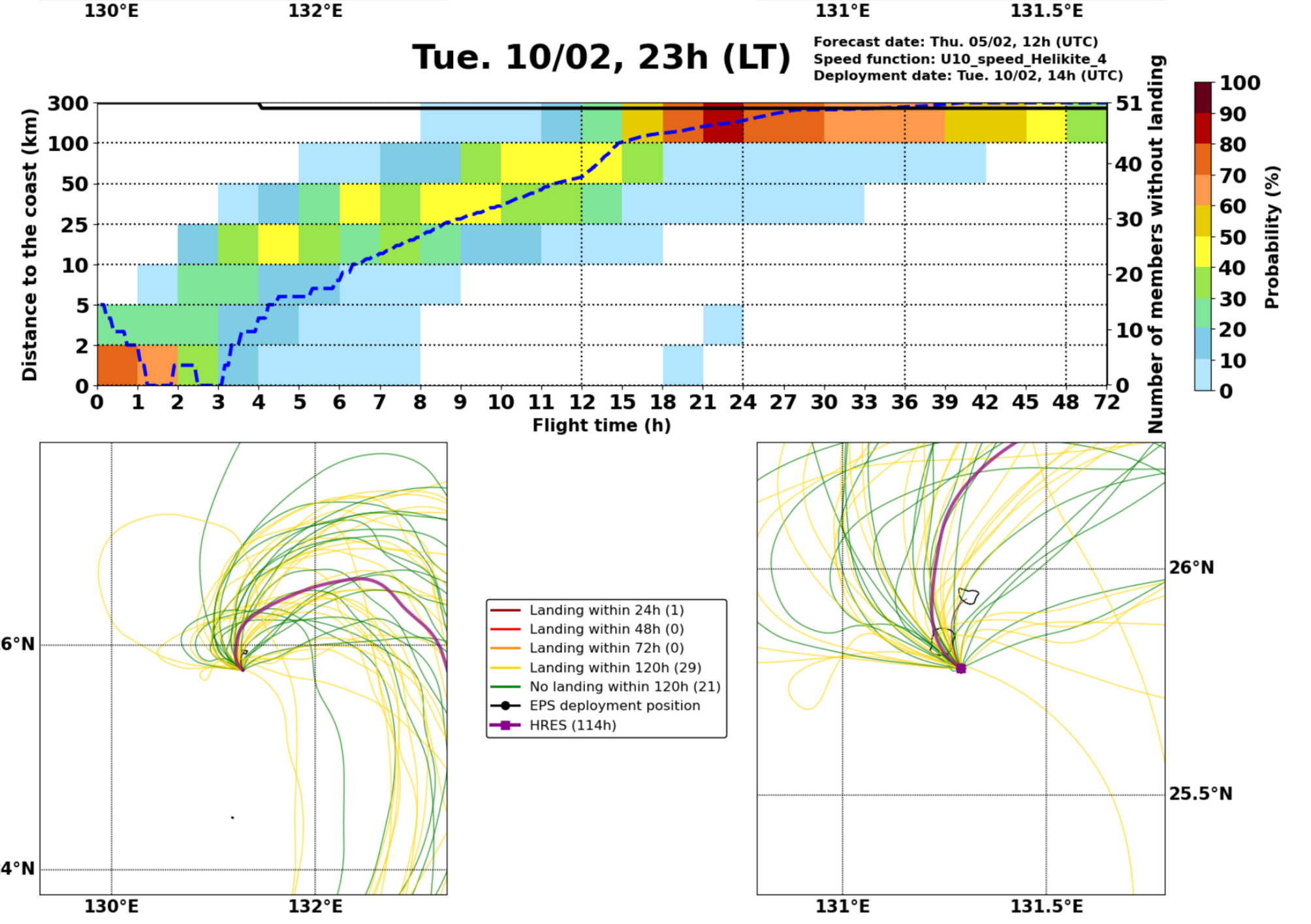
Tue. 10/02, 23h (LT)
Forecast date: Thu. 05/02, 12h (UTC)
Speed function: U10_speed_Helikite_4
Deployment date: Tue. 10/02, 14h (UTC)
Distance to the coast (km)
Flight time (h)
Number of members without landing
Probability (%)
Landing within 24h (1)
Landing within 48h (0)
Landing within 72h (0)
Landing within 120h (29)
No landing within 120h (21)
EPS deployment position
HRES (114h)