
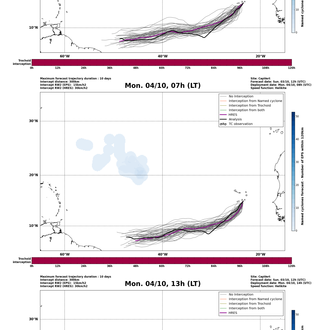
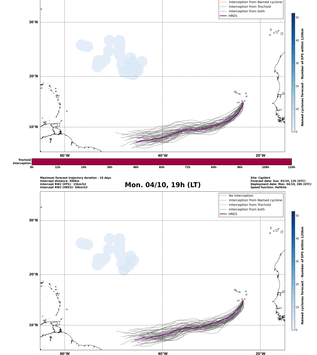
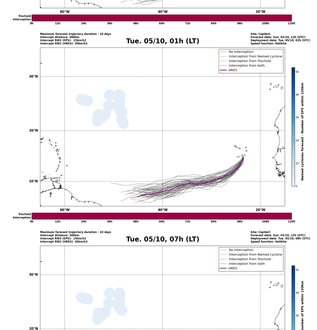
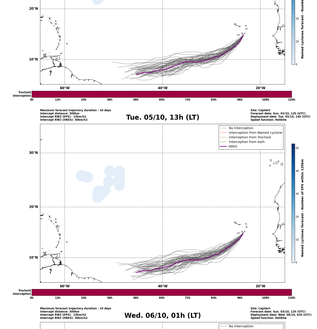
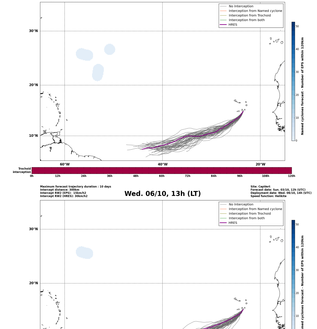

Analysis
Synoptic forecast (ARDU)
Data not available
Forecast date: Sun. 03/10, 12h (UTC)
Site: Capitet
Speed function: Holtslag
Measurement time (h): 300km
Mon. 04/10, 01h
Mon. 04/10, 07h
Mon. 04/10, 13h
Tue. 05/10, 01h
Tue. 05/10, 07h
Tue. 05/10, 13h
Wed. 06/10, 01h
Wed. 06/10, 07h
Wed. 06/10, 13h
Thu. 07/10, 01h
Thu. 07/10, 07h
Thu. 07/10, 13h
Fri. 08/10, 01h
Fri. 08/10, 07h
Fri. 08/10, 13h
Deployment time (local)
Interrupt time (h)
Number of members
Interrupt Time (h)
Measurement time (h)
TC Central Pressure at Interrupt time (hPa)
Minimum TC pressure during measurement period (hPa)
Minimum of pressure within 300km at Interrupt time (hPa)
Deepest minimum of pressure within 300km during measurement period
Integrated RWI2 (m/s)

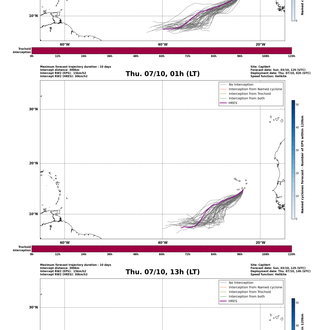

Forecast date: Sun. 03/10, 12h (UTC)
Site: Capitet
Speed function: Holtslag
Measurement time (h): 300km
Forecast date: Sun. 03/10, 12h (UTC)
Deployment date: Mon. 04/10, 01h (LT)
Speed function: Holtslag
Mon. 04/10, 01h (LT)
Mon. 04/10, 07h (LT)
Mon. 04/10, 13h (LT)
Mon. 04/10, 19h (LT)
Tue. 05/10, 01h (LT)
Tue. 05/10, 07h (LT)
Tue. 05/10, 13h (LT)
Wed. 06/10, 01h (LT)
Wed. 06/10, 07h (LT)
Wed. 06/10, 13h (LT)
Thu. 07/10, 01h (LT)
Thu. 07/10, 07h (LT)
Thu. 07/10, 13h (LT)
Fri. 08/10, 01h (LT)
Fri. 08/10, 07h (LT)
Fri. 08/10, 13h (LT)
Distance to the coast (km)
Flight time (h)
Probability (%)
Landing within 100 (1)
Landing within 200 (2)
Landing within 300 (3)
Landing within 400 (4)
Landing within 500 (5)
No landing within 1200 (6)
EPS deployment position
ARDU Rx landing

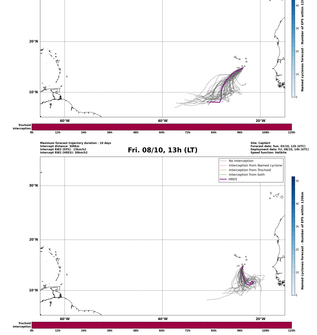

Forecast date: Sun. 03/10, 12h (UTC)
Site: Capitet
Speed function: Holtslag
Measurement time (h): 300km
Forecast date: Sun. 03/10, 12h (UTC)
Deployment date: Mon. 04/10, 07h (LT)
Speed function: Holtslag
Mon. 04/10, 01h (LT)
Mon. 04/10, 07h (LT)
Mon. 04/10, 13h (LT)
Mon. 04/10, 19h (LT)
Tue. 05/10, 01h (LT)
Tue. 05/10, 07h (LT)
Tue. 05/10, 13h (LT)
Wed. 06/10, 01h (LT)
Wed. 06/10, 07h (LT)
Wed. 06/10, 13h (LT)
Thu. 07/10, 01h (LT)
Thu. 07/10, 07h (LT)
Thu. 07/10, 13h (LT)
Fri. 08/10, 01h (LT)
Fri. 08/10, 07h (LT)
Fri. 08/10, 13h (LT)
Distance to the coast (km)
Flight time (h)
Probability (%)
Landing within 100 (1)
Landing within 200 (2)
Landing within 300 (3)
Landing within 400 (4)
Landing within 500 (5)
No landing within 1200 (6)
EPS deployment position
ARDU Rx landing


Forecast date: Sun. 03/10, 12h (UTC)
Site: Capitet
Speed function: Holtslag
Measurement time (h): 300km
Forecast date: Sun. 03/10, 12h (UTC)
Deployment date: Mon. 04/10, 13h (LT)
Speed function: Holtslag
Mon. 04/10, 01h (LT)
Mon. 04/10, 07h (LT)
Mon. 04/10, 13h (LT)
Mon. 04/10, 19h (LT)
Tue. 05/10, 01h (LT)
Tue. 05/10, 07h (LT)
Tue. 05/10, 13h (LT)
Wed. 06/10, 01h (LT)
Wed. 06/10, 07h (LT)
Wed. 06/10, 13h (LT)
Thu. 07/10, 01h (LT)
Thu. 07/10, 07h (LT)
Thu. 07/10, 13h (LT)
Fri. 08/10, 01h (LT)
Fri. 08/10, 07h (LT)
Fri. 08/10, 13h (LT)
Distance to the coast (km)
Flight time (h)
Probability (%)
Landing within 100 (1)
Landing within 200 (2)
Landing within 300 (3)
Landing within 400 (4)
Landing within 500 (5)
No landing within 1200 (6)
EPS deployment position
ARDU Rx landing


Forecast date: Sun. 03/10, 12h (UTC)
Site: Capitet
Speed function: Holtslag
Measurement time (h): 300km
Forecast date: Sun. 03/10, 12h (UTC)
Deployment date: Tue. 05/10, 01h (LT)
Speed function: Holtslag
Mon. 04/10, 01h (LT)
Mon. 04/10, 07h (LT)
Mon. 04/10, 13h (LT)
Mon. 04/10, 19h (LT)
Tue. 05/10, 01h (LT)
Tue. 05/10, 07h (LT)
Tue. 05/10, 13h (LT)
Wed. 06/10, 01h (LT)
Wed. 06/10, 07h (LT)
Wed. 06/10, 13h (LT)
Thu. 07/10, 01h (LT)
Thu. 07/10, 07h (LT)
Thu. 07/10, 13h (LT)
Fri. 08/10, 01h (LT)
Fri. 08/10, 07h (LT)
Fri. 08/10, 13h (LT)
Distance to the coast (km)
Flight time (h)
Probability (%)
Landing within 100 (1)
Landing within 200 (2)
Landing within 300 (3)
Landing within 400 (4)
Landing within 500 (5)
No landing within 1200 (6)
EPS deployment position
ARDU Rx landing


Forecast date: Sun. 03/10, 12h (UTC)
Site: Capitet
Speed function: Holtslag
Measurement time (h): 300km
Forecast date: Sun. 03/10, 12h (UTC)
Deployment date: Tue. 05/10, 07h (LT)
Speed function: Holtslag
Mon. 04/10, 01h (LT)
Mon. 04/10, 07h (LT)
Mon. 04/10, 13h (LT)
Mon. 04/10, 19h (LT)
Tue. 05/10, 01h (LT)
Tue. 05/10, 07h (LT)
Tue. 05/10, 13h (LT)
Wed. 06/10, 01h (LT)
Wed. 06/10, 07h (LT)
Wed. 06/10, 13h (LT)
Thu. 07/10, 01h (LT)
Thu. 07/10, 07h (LT)
Thu. 07/10, 13h (LT)
Fri. 08/10, 01h (LT)
Fri. 08/10, 07h (LT)
Fri. 08/10, 13h (LT)
Distance to the coast (km)
Flight time (h)
Probability (%)
Landing within 100 (1)
Landing within 200 (2)
Landing within 300 (3)
Landing within 400 (4)
Landing within 500 (5)
No landing within 1200 (6)
EPS deployment position
ARDU Rx landing


Forecast date: Sun. 03/10, 12h (UTC)
Site: Capitet
Speed function: Holtslag
Measurement time (h): 300km
Forecast date: Sun. 03/10, 12h (UTC)
Deployment date: Tue. 05/10, 13h (LT)
Speed function: Holtslag
Mon. 04/10, 01h (LT)
Mon. 04/10, 07h (LT)
Mon. 04/10, 13h (LT)
Mon. 04/10, 19h (LT)
Tue. 05/10, 01h (LT)
Tue. 05/10, 07h (LT)
Tue. 05/10, 13h (LT)
Wed. 06/10, 01h (LT)
Wed. 06/10, 07h (LT)
Wed. 06/10, 13h (LT)
Thu. 07/10, 01h (LT)
Thu. 07/10, 07h (LT)
Thu. 07/10, 13h (LT)
Fri. 08/10, 01h (LT)
Fri. 08/10, 07h (LT)
Fri. 08/10, 13h (LT)
Distance to the coast (km)
Flight time (h)
Probability (%)
Landing within 100 (1)
Landing within 200 (2)
Landing within 300 (3)
Landing within 400 (4)
Landing within 500 (5)
No landing within 1200 (6)
EPS deployment position
ARDU Rx landing


Forecast date: Sun. 03/10, 12h (UTC)
Site: Capitet
Speed function: Holtslag
Measurement time (h): 300km
Forecast date: Sun. 03/10, 12h (UTC)
Deployment date: Wed. 06/10, 01h (LT)
Speed function: Holtslag
Mon. 04/10, 01h (LT)
Mon. 04/10, 07h (LT)
Mon. 04/10, 13h (LT)
Mon. 04/10, 19h (LT)
Tue. 05/10, 01h (LT)
Tue. 05/10, 07h (LT)
Tue. 05/10, 13h (LT)
Wed. 06/10, 01h (LT)
Wed. 06/10, 07h (LT)
Wed. 06/10, 13h (LT)
Thu. 07/10, 01h (LT)
Thu. 07/10, 07h (LT)
Thu. 07/10, 13h (LT)
Fri. 08/10, 01h (LT)
Fri. 08/10, 07h (LT)
Fri. 08/10, 13h (LT)
Distance to the coast (km)
Flight time (h)
Probability (%)
Landing within 100 (1)
Landing within 200 (2)
Landing within 300 (3)
Landing within 400 (4)
Landing within 500 (5)
No landing within 1200 (6)
EPS deployment position
ARDU Rx landing

Forecast date: Sun. 03/10, 12h (UTC)
Site: Capitet
Speed function: Holtslag
Measurement time (h): 300km
Forecast date: Sun. 03/10, 12h (UTC)
Deployment date: Wed. 06/10, 07h (LT)
Speed function: Holtslag
Mon. 04/10, 01h (LT)
Mon. 04/10, 07h (LT)
Mon. 04/10, 13h (LT)
Mon. 04/10, 19h (LT)
Tue. 05/10, 01h (LT)
Tue. 05/10, 07h (LT)
Tue. 05/10, 13h (LT)
Wed. 06/10, 01h (LT)
Wed. 06/10, 07h (LT)
Wed. 06/10, 13h (LT)
Thu. 07/10, 01h (LT)
Thu. 07/10, 07h (LT)
Thu. 07/10, 13h (LT)
Fri. 08/10, 01h (LT)
Fri. 08/10, 07h (LT)
Fri. 08/10, 13h (LT)
Distance to the coast (km)
Flight time (h)
Probability (%)
Landing within 100 (1)
Landing within 200 (2)
Landing within 300 (3)
Landing within 400 (4)
Landing within 500 (5)
No landing within 1200 (6)
EPS deployment position
ARDU Rx landing