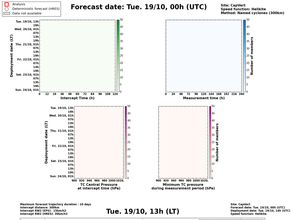
Analysis
Deterministic forecast (HRES)
Data not available
Forecast date: Tue. 19/10, 00h (UTC)
Site: Capitol
Speed function: Helkite
Minimum distance: 300km
Intercept time (h)
Measurement time (h)
TC Central Pressure at intercept time (hPa)
Minimum TC pressure during measurement period (hPa)
Number of predictors

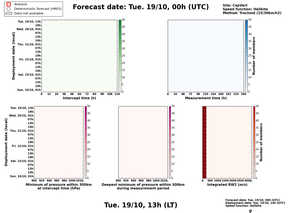
Analysis
Deterministic forecast (HRES)
Data not available
Forecast date: Tue. 19/10, 00h (UTC)
Site: Capitol
Speed function: Helkite
Minimum distance: 300km
Minimum of pressure within 300km during measurement period
Deepest minimum of pressure within 300km during measurement period
Integrated RW2 (m/s)
Number of predictors

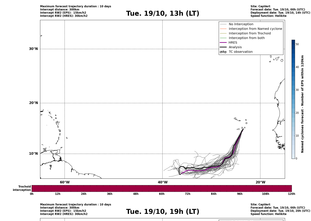
Tue. 19/10, 13h (LT)
No interruption
Interruption from Named cyclone
Interruption from Tracked
Interruption from both
HRES
Analysis
TC observation
Forecast date: Tue. 19/10, 00h (UTC)
Tracked cyclone forecast 5 days prior to event

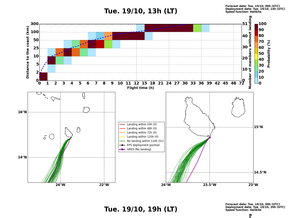
Tue. 19/10, 13h (LT)
Distance to the coast (km)
Probability (%)
Flight time (h)
Landing within 240 (I)
Landing within 48 (I)
Landing within 120 (I)
Landing within 120 (II)
No landing within 120 (II)
EPS deployment position
HRES (No landing)

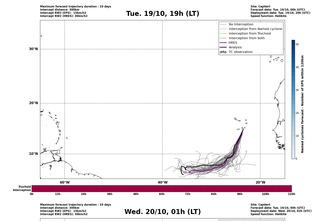
Tue. 19/10, 19h (LT)
No interruption
Interruption from Named cyclone
Interruption from Tracked
Interruption from both
HRES
Analysis
TC observation
Forecast date: Tue. 19/10, 00h (UTC)
Tracked cyclone forecast 5 days prior to event

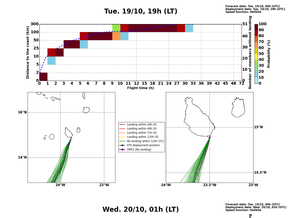
Tue. 19/10, 19h (LT)
Distance to the coast (km)
Probability (%)
Flight time (h)
Landing within 240 (I)
Landing within 48 (I)
Landing within 120 (I)
Landing within 120 (II)
No landing within 120 (II)
EPS deployment position
HRES (No landing)

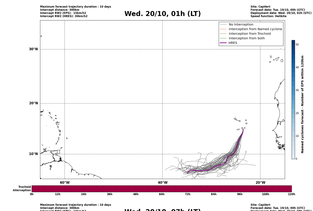
Wed. 20/10, 01h (LT)
No interruption
Interruption from Named cyclone
Interruption from Tracked
Interruption from both
HRES
Forecast date: Tue. 19/10, 00h (UTC)
Tracked cyclone forecast 5 days prior to event

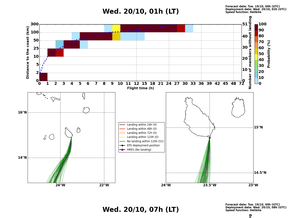
Wed. 20/10, 01h (LT)
Distance to the coast (km)
Probability (%)
Flight time (h)
Landing within 240 (I)
Landing within 48 (I)
Landing within 120 (I)
Landing within 120 (II)
No landing within 120 (II)
EPS deployment position
HRES (No landing)

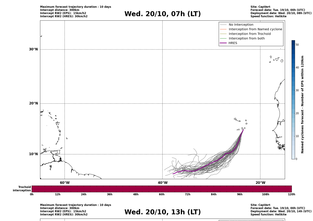
Wed. 20/10, 07h (LT)
No interruption
Interruption from Named cyclone
Interruption from Tracked
Interruption from both
HRES
Forecast date: Tue. 19/10, 00h (UTC)
Tracked cyclone forecast 5 days prior to event

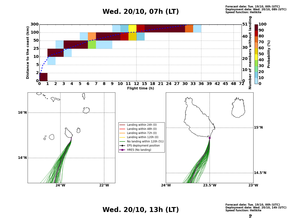
Wed. 20/10, 07h (LT)
Distance to the coast (km)
Probability (%)
Flight time (h)
Landing within 240 (I)
Landing within 48 (I)
Landing within 120 (I)
Landing within 120 (II)
No landing within 120 (II)
EPS deployment position
HRES (No landing)

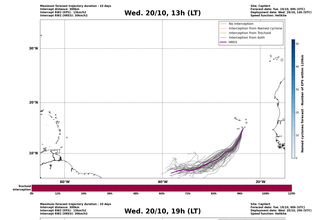
Wed. 20/10, 13h (LT)
No interruption
Interruption from Named cyclone
Interruption from Tracked
Interruption from both
HRES
Forecast date: Tue. 19/10, 00h (UTC)
Tracked cyclone forecast 5 days prior to event

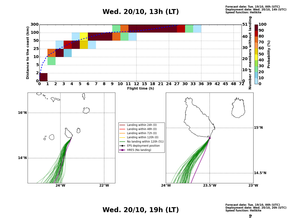
Wed. 20/10, 13h (LT)
Distance to the coast (km)
Probability (%)
Flight time (h)
Landing within 240 (I)
Landing within 48 (I)
Landing within 120 (I)
Landing within 120 (II)
No landing within 120 (II)
EPS deployment position
HRES (No landing)

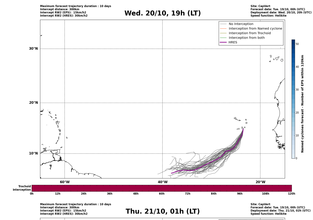
Wed. 20/10, 19h (LT)
No interruption
Interruption from Named cyclone
Interruption from Tracked
Interruption from both
HRES
Forecast date: Tue. 19/10, 00h (UTC)
Tracked cyclone forecast 5 days prior to event

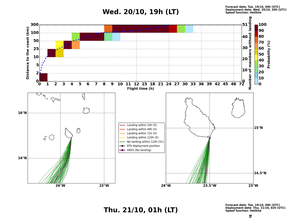
Wed. 20/10, 19h (LT)
Distance to the coast (km)
Probability (%)
Flight time (h)
Landing within 240 (I)
Landing within 48 (I)
Landing within 120 (I)
Landing within 120 (II)
No landing within 120 (II)
EPS deployment position
HRES (No landing)

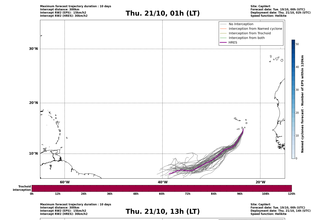
Thu. 21/10, 01h (LT)
No interruption
Interruption from Named cyclone
Interruption from Tracked
Interruption from both
HRES
Forecast date: Tue. 19/10, 00h (UTC)
Tracked cyclone forecast 5 days prior to event


Thu. 21/10, 01h (LT)
Distance to the coast (km)
Probability (%)
Flight time (h)
Landing within 240 (I)
Landing within 48 (I)
Landing within 120 (I)
Landing within 120 (II)
No landing within 120 (II)
EPS deployment position
HRES (No landing)

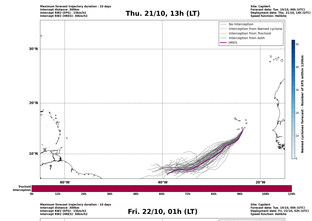
Thu. 21/10, 13h (LT)
No interruption
Interruption from Named cyclone
Interruption from Tracked
Interruption from both
HRES
Forecast date: Tue. 19/10, 00h (UTC)
Tracked cyclone forecast 5 days prior to event

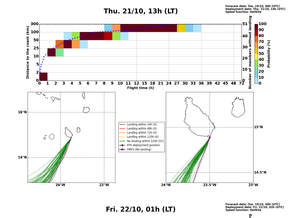
Thu. 21/10, 13h (LT)
Distance to the coast (km)
Probability (%)
Flight time (h)
Landing within 240 (I)
Landing within 48 (I)
Landing within 120 (I)
Landing within 120 (II)
No landing within 120 (II)
EPS deployment position
HRES (No landing)

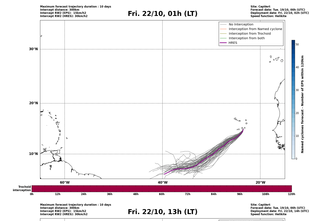
Fri. 22/10, 01h (LT)
No interruption
Interruption from Named cyclone
Interruption from Tracked
Interruption from both
HRES
Forecast date: Tue. 19/10, 00h (UTC)
Tracked cyclone forecast 5 days prior to event

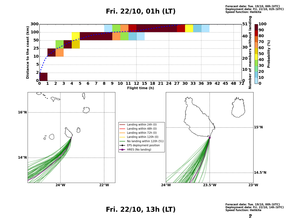
Fri. 22/10, 01h (LT)
Distance to the coast (km)
Probability (%)
Flight time (h)
Landing within 240 (I)
Landing within 48 (I)
Landing within 120 (I)
Landing within 120 (II)
No landing within 120 (II)
EPS deployment position
HRES (No landing)

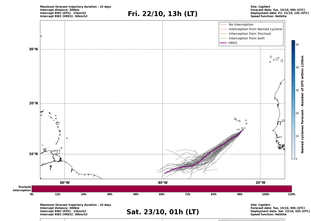
Fri. 22/10, 13h (LT)
No interruption
Interruption from Named cyclone
Interruption from Tracked
Interruption from both
HRES
Forecast date: Tue. 19/10, 00h (UTC)
Tracked cyclone forecast 5 days prior to event

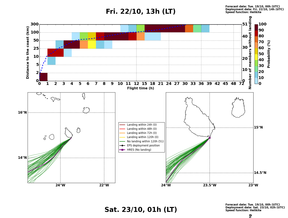
Fri. 22/10, 13h (LT)
Distance to the coast (km)
Probability (%)
Flight time (h)
Landing within 240 (I)
Landing within 48 (I)
Landing within 120 (I)
Landing within 120 (II)
No landing within 120 (II)
EPS deployment position
HRES (No landing)

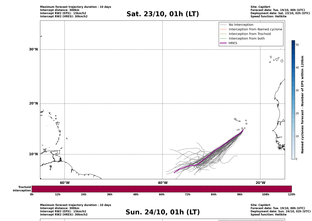
Sat. 23/10, 01h (LT)
No interruption
Interruption from Named cyclone
Interruption from Tracked
Interruption from both
HRES
Forecast date: Tue. 19/10, 00h (UTC)
Tracked cyclone forecast 5 days prior to event

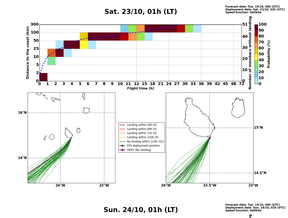
Sat. 23/10, 01h (LT)
Distance to the coast (km)
Probability (%)
Flight time (h)
Landing within 240 (I)
Landing within 48 (I)
Landing within 120 (I)
Landing within 120 (II)
No landing within 120 (II)
EPS deployment position
HRES (No landing)


Sun. 24/10, 01h (LT)
No interruption
Interruption from Named cyclone
Interruption from Tracked
Interruption from both
HRES
Forecast date: Tue. 19/10, 00h (UTC)
Tracked cyclone forecast 5 days prior to event

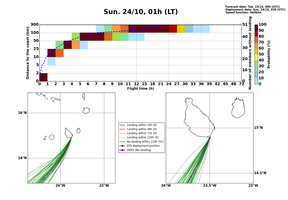
Sun. 24/10, 01h (LT)
Distance to the coast (km)
Probability (%)
Flight time (h)
Landing within 240 (I)
Landing within 48 (I)
Landing within 120 (I)
Landing within 120 (II)
No landing within 120 (II)
EPS deployment position
HRES (No landing)