

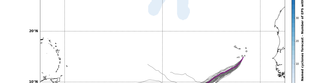


Analysis
Deterministic forecast (HRES)
Data not available
Forecast date: Tue. 02/11, 00h (UTC)
Site: Cayirlez
Speed function: Holtslag
Measurement cycle(s): 1800m
Tue. 02/11, 13h
Wed. 03/11, 01h
Wed. 03/11, 07h
Wed. 03/11, 13h
Wed. 03/11, 19h
Thu. 04/11, 01h
Thu. 04/11, 07h
Fri. 05/11, 01h
Fri. 05/11, 07h
Sat. 06/11, 01h
Sun. 07/11, 01h
Deployment date (start)
Number of members
Interrupt time (h)
Measurement time (h)
TC Central Pressure at interrupt time (hPa)
Minimum TC pressure during measurement period (hPa)
Minimum of pressure within 300km at interrupt time (hPa)
Deepest minimum of pressure within 300km during measurement period
Integrated RWZ (m/s)



Tue. 02/11, 13h (LT)
Maximum Downwind trajectory duration: 10 days
Interrupt distance: 2000m
Interrupt RWZ (HRES, 10km/s): 1.0km/s
Interrupt RWZ (HRES, 30km/s): 30km/s
Site: Cayirlez
Forecast date: Tue. 02/11, 00h (UTC)
Deployment date: Tue. 02/11, 13h (UTC)
Speed function: Holtslag
No interruption
Interruption from Rammed cyclone
Interruption from Trenched
Interruption from both
HRES
Tracked cyclone track
Tracked cyclone track - Number of EPS points 51/members
Tue. 02/11, 13h (LT)
Distance to the coast (km)
Flight time (h)
Probability (%)
Landing within 24h (0)
Landing within 48h (0)
Landing within 72h (0)
Landing within 120h (0)
No landing within 120h (51)
EPS deployment position
HRES the landing



Tue. 02/11, 19h (LT)
Maximum Downwind trajectory duration: 10 days
Interrupt distance: 2000m
Interrupt RWZ (HRES, 10km/s): 1.0km/s
Interrupt RWZ (HRES, 30km/s): 30km/s
Site: Cayirlez
Forecast date: Tue. 02/11, 00h (UTC)
Deployment date: Tue. 02/11, 19h (UTC)
Speed function: Holtslag
No interruption
Interruption from Rammed cyclone
Interruption from Trenched
Interruption from both
HRES
Tracked cyclone track
Tracked cyclone track - Number of EPS points 51/members
Tue. 02/11, 19h (LT)
Distance to the coast (km)
Flight time (h)
Probability (%)
Landing within 24h (0)
Landing within 48h (0)
Landing within 72h (0)
Landing within 120h (0)
No landing within 120h (51)
EPS deployment position
HRES the landing


Wed. 03/11, 01h (LT)
Maximum Downwind trajectory duration: 10 days
Interrupt distance: 2000m
Interrupt RWZ (HRES, 10km/s): 1.0km/s
Interrupt RWZ (HRES, 30km/s): 30km/s
Site: Cayirlez
Forecast date: Tue. 02/11, 00h (UTC)
Deployment date: Wed. 03/11, 01h (UTC)
Speed function: Holtslag
No interruption
Interruption from Rammed cyclone
Interruption from Trenched
Interruption from both
HRES
Tracked cyclone track
Tracked cyclone track - Number of EPS points 51/members
Wed. 03/11, 01h (LT)
Distance to the coast (km)
Flight time (h)
Probability (%)
Landing within 24h (0)
Landing within 48h (0)
Landing within 72h (0)
Landing within 120h (0)
No landing within 120h (51)
EPS deployment position
HRES the landing



Wed. 03/11, 07h (LT)
Maximum Downwind trajectory duration: 10 days
Interrupt distance: 2000m
Interrupt RWZ (HRES, 10km/s): 1.0km/s
Interrupt RWZ (HRES, 30km/s): 30km/s
Site: Cayirlez
Forecast date: Tue. 02/11, 00h (UTC)
Deployment date: Wed. 03/11, 07h (UTC)
Speed function: Holtslag
No interruption
Interruption from Rammed cyclone
Interruption from Trenched
Interruption from both
HRES
Tracked cyclone track
Tracked cyclone track - Number of EPS points 51/members
Wed. 03/11, 07h (LT)
Distance to the coast (km)
Flight time (h)
Probability (%)
Landing within 24h (0)
Landing within 48h (0)
Landing within 72h (0)
Landing within 120h (0)
No landing within 120h (51)
EPS deployment position
HRES the landing


Wed. 03/11, 13h (LT)
Maximum Downwind trajectory duration: 10 days
Interrupt distance: 2000m
Interrupt RWZ (HRES, 10km/s): 1.0km/s
Interrupt RWZ (HRES, 30km/s): 30km/s
Site: Cayirlez
Forecast date: Tue. 02/11, 00h (UTC)
Deployment date: Wed. 03/11, 13h (UTC)
Speed function: Holtslag
No interruption
Interruption from Rammed cyclone
Interruption from Trenched
Interruption from both
HRES
Tracked cyclone track
Tracked cyclone track - Number of EPS points 51/members
Wed. 03/11, 13h (LT)
Distance to the coast (km)
Flight time (h)
Probability (%)
Landing within 24h (0)
Landing within 48h (0)
Landing within 72h (0)
Landing within 120h (0)
No landing within 120h (51)
EPS deployment position
HRES the landing



Wed. 03/11, 19h (LT)
Maximum Downwind trajectory duration: 10 days
Interrupt distance: 2000m
Interrupt RWZ (HRES, 10km/s): 1.0km/s
Interrupt RWZ (HRES, 30km/s): 30km/s
Site: Cayirlez
Forecast date: Tue. 02/11, 00h (UTC)
Deployment date: Wed. 03/11, 19h (UTC)
Speed function: Holtslag
No interruption
Interruption from Rammed cyclone
Interruption from Trenched
Interruption from both
HRES
Tracked cyclone track
Tracked cyclone track - Number of EPS points 51/members
Wed. 03/11, 19h (LT)
Distance to the coast (km)
Flight time (h)
Probability (%)
Landing within 24h (0)
Landing within 48h (0)
Landing within 72h (0)
Landing within 120h (0)
No landing within 120h (51)
EPS deployment position
HRES the landing



Thu. 04/11, 01h (LT)
Maximum Downwind trajectory duration: 10 days
Interrupt distance: 2000m
Interrupt RWZ (HRES, 10km/s): 1.0km/s
Interrupt RWZ (HRES, 30km/s): 30km/s
Site: Cayirlez
Forecast date: Tue. 02/11, 00h (UTC)
Deployment date: Thu. 04/11, 01h (UTC)
Speed function: Holtslag
No interruption
Interruption from Rammed cyclone
Interruption from Trenched
Interruption from both
HRES
Tracked cyclone track
Tracked cyclone track - Number of EPS points 51/members
Thu. 04/11, 01h (LT)
Distance to the coast (km)
Flight time (h)
Probability (%)
Landing within 24h (0)
Landing within 48h (0)
Landing within 72h (0)
Landing within 120h (0)
No landing within 120h (51)
EPS deployment position
HRES the landing


Thu. 04/11, 13h (LT)
Maximum Downwind trajectory duration: 10 days
Interrupt distance: 2000m
Interrupt RWZ (HRES, 10km/s): 1.0km/s
Interrupt RWZ (HRES, 30km/s): 30km/s
Site: Cayirlez
Forecast date: Tue. 02/11, 00h (UTC)
Deployment date: Thu. 04/11, 13h (UTC)
Speed function: Holtslag
No interruption
Interruption from Rammed cyclone
Interruption from Trenched
Interruption from both
HRES
Tracked cyclone track
Tracked cyclone track - Number of EPS points 51/members
Thu. 04/11, 13h (LT)
Distance to the coast (km)
Flight time (h)
Probability (%)
Landing within 24h (0)
Landing within 48h (0)
Landing within 72h (0)
Landing within 120h (0)
No landing within 120h (51)
EPS deployment position
HRES the landing


Fri. 05/11, 01h (LT)
Maximum Downwind trajectory duration: 10 days
Interrupt distance: 2000m
Interrupt RWZ (HRES, 10km/s): 1.0km/s
Interrupt RWZ (HRES, 30km/s): 30km/s
Site: Cayirlez
Forecast date: Tue. 02/11, 00h (UTC)
Deployment date: Fri. 05/11, 01h (UTC)
Speed function: Holtslag
No interruption
Interruption from Rammed cyclone
Interruption from Trenched
Interruption from both
HRES
Tracked cyclone track
Tracked cyclone track - Number of EPS points 51/members
Fri. 05/11, 01h (LT)
Distance to the coast (km)
Flight time (h)
Probability (%)
Landing within 24h (0)
Landing within 48h (0)
Landing within 72h (0)
Landing within 120h (0)
No landing within 120h (51)
EPS deployment position
HRES the landing


Fri. 05/11, 13h (LT)
Maximum Downwind trajectory duration: 10 days
Interrupt distance: 2000m
Interrupt RWZ (HRES, 10km/s): 1.0km/s
Interrupt RWZ (HRES, 30km/s): 30km/s
Site: Cayirlez
Forecast date: Tue. 02/11, 00h (UTC)
Deployment date: Fri. 05/11, 13h (UTC)
Speed function: Holtslag
No interruption
Interruption from Rammed cyclone
Interruption from Trenched
Interruption from both
HRES
Tracked cyclone track
Tracked cyclone track - Number of EPS points 51/members
Fri. 05/11, 13h (LT)
Distance to the coast (km)
Flight time (h)
Probability (%)
Landing within 24h (0)
Landing within 48h (0)
Landing within 72h (0)
Landing within 120h (0)
No landing within 120h (51)
EPS deployment position
HRES the landing


Sat. 06/11, 01h (LT)
Maximum Downwind trajectory duration: 10 days
Interrupt distance: 2000m
Interrupt RWZ (HRES, 10km/s): 1.0km/s
Interrupt RWZ (HRES, 30km/s): 30km/s
Site: Cayirlez
Forecast date: Tue. 02/11, 00h (UTC)
Deployment date: Sat. 06/11, 01h (UTC)
Speed function: Holtslag
No interruption
Interruption from Rammed cyclone
Interruption from Trenched
Interruption from both
HRES
Tracked cyclone track
Tracked cyclone track - Number of EPS points 51/members
Sat. 06/11, 01h (LT)
Distance to the coast (km)
Flight time (h)
Probability (%)
Landing within 24h (0)
Landing within 48h (0)
Landing within 72h (0)
Landing within 120h (0)
No landing within 120h (51)
EPS deployment position
HRES the landing


Sun. 07/11, 01h (LT)
Maximum Downwind trajectory duration: 10 days
Interrupt distance: 2000m
Interrupt RWZ (HRES, 10km/s): 1.0km/s
Interrupt RWZ (HRES, 30km/s): 30km/s
Site: Cayirlez
Forecast date: Tue. 02/11, 00h (UTC)
Deployment date: Sun. 07/11, 01h (UTC)
Speed function: Holtslag
No interruption
Interruption from Rammed cyclone
Interruption from Trenched
Interruption from both
HRES
Tracked cyclone track
Tracked cyclone track - Number of EPS points 51/members
Sun. 07/11, 01h (LT)
Distance to the coast (km)
Flight time (h)
Probability (%)
Landing within 24h (0)
Landing within 48h (0)
Landing within 72h (0)
Landing within 120h (0)
No landing within 120h (51)
EPS deployment position
HRES the landing