

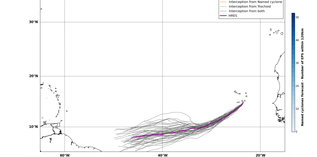



Analysis
Synoptic forecast (HRES)
Data not available
Forecast date: Thu. 04/11, 00h (UTC)
Site: Capitet
Speed function: Holtslag
Measurement cycles (300km)
Thu. 04/11, 13h
Fri. 05/11, 01h
Fri. 05/11, 07h
Fri. 05/11, 13h
Fri. 05/11, 19h
Sat. 06/11, 01h
Sat. 06/11, 07h
Sat. 06/11, 13h
Sun. 07/11, 01h
Sun. 07/11, 07h
Mon. 08/11, 01h
Mon. 08/11, 07h
Tue. 09/11, 01h
Deployment date (start)
Number of members
Interrupt time (h)
Measurement time (h)
TC Central Pressure at interrupt time (hPa)
Minimum TC pressure during measurement period (hPa)
Minimum of pressure within 300km at interrupt time (hPa)
Deepest minimum of pressure within 300km during measurement period
Integrated RWZ (m/s)


Maximum Downwind trajectory duration: 10 days
Interrupt distance: 300km
Interrupt RWZ (HRES): 10mm/y
Interrupt RWZ (ENS): 10mm/y
Site: Capitet
Forecast date: Thu. 04/11, 00h (UTC)
Deployment date: Thu. 04/11, 13h (UTC)
Speed function: Holtslag
Thu. 04/11, 13h (LT)
No interruption
Interruption from Named cyclone
Interruption from Tracked
Interruption from both
HRES
Tracked cyclone track
Number of EPS storms 3 Days
Distance to the coast (km)
Flight time (h)
Probability (%)
Landing within 24h (E)
Landing within 48h (E)
Landing within 72h (E)
Landing within 72h (S)
No landing within 120h (E)
EPS deployment position
HRES 9km landing



Maximum Downwind trajectory duration: 10 days
Interrupt distance: 300km
Interrupt RWZ (HRES): 10mm/y
Interrupt RWZ (ENS): 10mm/y
Site: Capitet
Forecast date: Thu. 04/11, 00h (UTC)
Deployment date: Thu. 04/11, 19h (UTC)
Speed function: Holtslag
Thu. 04/11, 19h (LT)
No interruption
Interruption from Named cyclone
Interruption from Tracked
Interruption from both
HRES
Tracked cyclone track
Number of EPS storms 3 Days
Distance to the coast (km)
Flight time (h)
Probability (%)
Landing within 24h (E)
Landing within 48h (E)
Landing within 72h (E)
Landing within 72h (S)
No landing within 120h (E)
EPS deployment position
HRES 9km landing



Maximum Downwind trajectory duration: 10 days
Interrupt distance: 300km
Interrupt RWZ (HRES): 10mm/y
Interrupt RWZ (ENS): 10mm/y
Site: Capitet
Forecast date: Thu. 04/11, 00h (UTC)
Deployment date: Fri. 05/11, 01h (UTC)
Speed function: Holtslag
Fri. 05/11, 01h (LT)
No interruption
Interruption from Named cyclone
Interruption from Tracked
Interruption from both
HRES
Tracked cyclone track
Number of EPS storms 3 Days
Distance to the coast (km)
Flight time (h)
Probability (%)
Landing within 24h (E)
Landing within 48h (E)
Landing within 72h (E)
Landing within 72h (S)
No landing within 120h (E)
EPS deployment position
HRES 9km landing



Maximum Downwind trajectory duration: 10 days
Interrupt distance: 300km
Interrupt RWZ (HRES): 10mm/y
Interrupt RWZ (ENS): 10mm/y
Site: Capitet
Forecast date: Thu. 04/11, 00h (UTC)
Deployment date: Fri. 05/11, 07h (UTC)
Speed function: Holtslag
Fri. 05/11, 07h (LT)
No interruption
Interruption from Named cyclone
Interruption from Tracked
Interruption from both
HRES
Tracked cyclone track
Number of EPS storms 3 Days
Distance to the coast (km)
Flight time (h)
Probability (%)
Landing within 24h (E)
Landing within 48h (E)
Landing within 72h (E)
Landing within 72h (S)
No landing within 120h (E)
EPS deployment position
HRES 9km landing



Maximum Downwind trajectory duration: 10 days
Interrupt distance: 300km
Interrupt RWZ (HRES): 10mm/y
Interrupt RWZ (ENS): 10mm/y
Site: Capitet
Forecast date: Thu. 04/11, 00h (UTC)
Deployment date: Fri. 05/11, 13h (UTC)
Speed function: Holtslag
Fri. 05/11, 13h (LT)
No interruption
Interruption from Named cyclone
Interruption from Tracked
Interruption from both
HRES
Tracked cyclone track
Number of EPS storms 3 Days
Distance to the coast (km)
Flight time (h)
Probability (%)
Landing within 24h (E)
Landing within 48h (E)
Landing within 72h (E)
Landing within 72h (S)
No landing within 120h (E)
EPS deployment position
HRES 9km landing


Maximum Downwind trajectory duration: 10 days
Interrupt distance: 300km
Interrupt RWZ (HRES): 10mm/y
Interrupt RWZ (ENS): 10mm/y
Site: Capitet
Forecast date: Thu. 04/11, 00h (UTC)
Deployment date: Fri. 05/11, 19h (UTC)
Speed function: Holtslag
Fri. 05/11, 19h (LT)
No interruption
Interruption from Named cyclone
Interruption from Tracked
Interruption from both
HRES
Tracked cyclone track
Number of EPS storms 3 Days
Distance to the coast (km)
Flight time (h)
Probability (%)
Landing within 24h (E)
Landing within 48h (E)
Landing within 72h (E)
Landing within 72h (S)
No landing within 120h (E)
EPS deployment position
HRES 9km landing



Maximum Downwind trajectory duration: 10 days
Interrupt distance: 300km
Interrupt RWZ (HRES): 10mm/y
Interrupt RWZ (ENS): 10mm/y
Site: Capitet
Forecast date: Thu. 04/11, 00h (UTC)
Deployment date: Sat. 06/11, 01h (UTC)
Speed function: Holtslag
Sat. 06/11, 01h (LT)
No interruption
Interruption from Named cyclone
Interruption from Tracked
Interruption from both
HRES
Tracked cyclone track
Number of EPS storms 3 Days
Distance to the coast (km)
Flight time (h)
Probability (%)
Landing within 24h (E)
Landing within 48h (E)
Landing within 72h (E)
Landing within 72h (S)
No landing within 120h (E)
EPS deployment position
HRES 9km landing


Maximum Downwind trajectory duration: 10 days
Interrupt distance: 300km
Interrupt RWZ (HRES): 10mm/y
Interrupt RWZ (ENS): 10mm/y
Site: Capitet
Forecast date: Thu. 04/11, 00h (UTC)
Deployment date: Sat. 06/11, 13h (UTC)
Speed function: Holtslag
Sat. 06/11, 13h (LT)
No interruption
Interruption from Named cyclone
Interruption from Tracked
Interruption from both
HRES
Tracked cyclone track
Number of EPS storms 3 Days
Distance to the coast (km)
Flight time (h)
Probability (%)
Landing within 24h (E)
Landing within 48h (E)
Landing within 72h (E)
Landing within 72h (S)
No landing within 120h (E)
EPS deployment position
HRES 9km landing


Maximum Downwind trajectory duration: 10 days
Interrupt distance: 300km
Interrupt RWZ (HRES): 10mm/y
Interrupt RWZ (ENS): 10mm/y
Site: Capitet
Forecast date: Thu. 04/11, 00h (UTC)
Deployment date: Sun. 07/11, 01h (UTC)
Speed function: Holtslag
Sun. 07/11, 01h (LT)
No interruption
Interruption from Named cyclone
Interruption from Tracked
Interruption from both
HRES
Tracked cyclone track
Number of EPS storms 3 Days
Distance to the coast (km)
Flight time (h)
Probability (%)
Landing within 24h (E)
Landing within 48h (E)
Landing within 72h (E)
Landing within 72h (S)
No landing within 120h (E)
EPS deployment position
HRES 9km landing


Maximum Downwind trajectory duration: 10 days
Interrupt distance: 300km
Interrupt RWZ (HRES): 10mm/y
Interrupt RWZ (ENS): 10mm/y
Site: Capitet
Forecast date: Thu. 04/11, 00h (UTC)
Deployment date: Sun. 07/11, 07h (UTC)
Speed function: Holtslag
Sun. 07/11, 07h (LT)
No interruption
Interruption from Named cyclone
Interruption from Tracked
Interruption from both
HRES
Tracked cyclone track
Number of EPS storms 3 Days
Distance to the coast (km)
Flight time (h)
Probability (%)
Landing within 24h (E)
Landing within 48h (E)
Landing within 72h (E)
Landing within 72h (S)
No landing within 120h (E)
EPS deployment position
HRES 9km landing


Maximum Downwind trajectory duration: 10 days
Interrupt distance: 300km
Interrupt RWZ (HRES): 10mm/y
Interrupt RWZ (ENS): 10mm/y
Site: Capitet
Forecast date: Thu. 04/11, 00h (UTC)
Deployment date: Mon. 08/11, 01h (UTC)
Speed function: Holtslag
Mon. 08/11, 01h (LT)
No interruption
Interruption from Named cyclone
Interruption from Tracked
Interruption from both
HRES
Tracked cyclone track
Number of EPS storms 3 Days
Distance to the coast (km)
Flight time (h)
Probability (%)
Landing within 24h (E)
Landing within 48h (E)
Landing within 72h (E)
Landing within 72h (S)
No landing within 120h (E)
EPS deployment position
HRES 9km landing


Maximum Downwind trajectory duration: 10 days
Interrupt distance: 300km
Interrupt RWZ (HRES): 10mm/y
Interrupt RWZ (ENS): 10mm/y
Site: Capitet
Forecast date: Thu. 04/11, 00h (UTC)
Deployment date: Tue. 09/11, 01h (UTC)
Speed function: Holtslag
Tue. 09/11, 01h (LT)
No interruption
Interruption from Named cyclone
Interruption from Tracked
Interruption from both
HRES
Tracked cyclone track
Number of EPS storms 3 Days
Distance to the coast (km)
Flight time (h)
Probability (%)
Landing within 24h (E)
Landing within 48h (E)
Landing within 72h (E)
Landing within 72h (S)
No landing within 120h (E)
EPS deployment position
HRES 9km landing