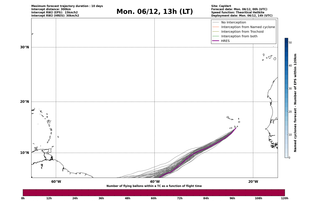
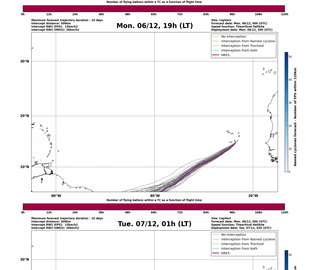
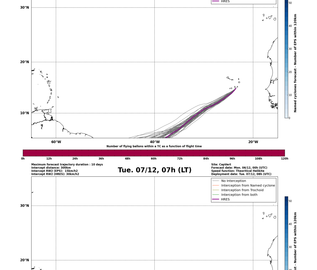
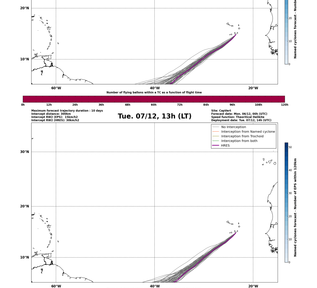
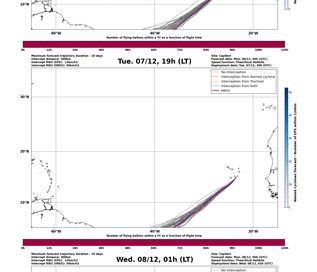

Analysis
Deterministic forecast (HRES)
Data not available
Forecast date: Mon. 06/12, 00h (UTC)
Site: Cayirot
Speed function: Theorical Helbiha
Deployment date: Mon. 06/12, 00h (UTC)
Deployment time (local)
Interrupt time (h)
Number of members
Mon. 06/12, 13h
Tue. 07/12, 01h
Tue. 07/12, 07h
Tue. 07/12, 13h
Tue. 07/12, 19h
Wed. 08/12, 01h
Wed. 08/12, 07h
Wed. 08/12, 13h
Thu. 09/12, 01h
Thu. 09/12, 07h
Thu. 09/12, 13h
Fri. 10/12, 01h
Fri. 10/12, 07h
Sat. 11/12, 01h
Sat. 11/12, 07h
Interrupt time (h)
Measurement time (h)
TC Central Pressure at interrupt time (hPa)
Minimum TC pressure during measurement period (hPa)
Minimum of pressure within 300km during interrupt period
Deepest minimum of pressure within 300km during measurement period
Integrated RWI (m/s)

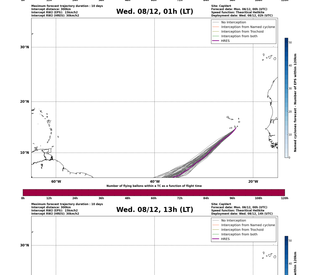

Analysis
Deterministic forecast (HRES)
Data not available
Forecast date: Mon. 06/12, 00h (UTC)
Site: Cayirot
Speed function: Theorical Helbiha
Deployment date: Mon. 06/12, 00h (UTC)
Deployment time (local)
Interrupt time (h)
Number of members
Mon. 06/12, 13h
Tue. 07/12, 01h
Tue. 07/12, 07h
Tue. 07/12, 13h
Tue. 07/12, 19h
Wed. 08/12, 01h
Wed. 08/12, 07h
Wed. 08/12, 13h
Thu. 09/12, 01h
Thu. 09/12, 07h
Thu. 09/12, 13h
Fri. 10/12, 01h
Fri. 10/12, 07h
Sat. 11/12, 01h
Sat. 11/12, 07h
Interrupt time (h)
Measurement time (h)
Minimum of pressure within 300km during interrupt period
Deepest minimum of pressure within 300km during measurement period
Integrated RWI (m/s)

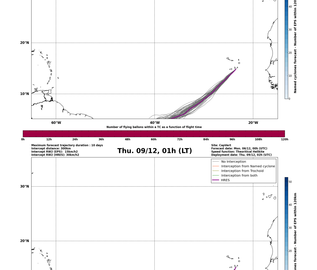

Mon. 06/12, 13h (LT)
Maximum forecast trajectory duration : 10 days
Intercept distance: 300km
Intercept RWI (ERS): 10m/s
Intercept RWI (SMOS): 30m/s
Site: Cayirot
Forecast date: Mon. 06/12, 00h (UTC)
Speed function: Theorical Helbiha
Deployment date: Mon. 06/12, 13h (UTC)
No interception
Interception from Named cyclone
Interception from Tracked
Interception from both
HRES
Number of flying turbine within a TC as a function of flight time
Named cyclones tracked - Number of GFS ensem.13 tracks

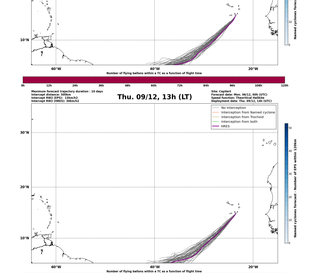

Mon. 06/12, 19h (LT)
Maximum forecast trajectory duration : 10 days
Intercept distance: 300km
Intercept RWI (ERS): 10m/s
Intercept RWI (SMOS): 30m/s
Site: Cayirot
Forecast date: Mon. 06/12, 00h (UTC)
Speed function: Theorical Helbiha
Deployment date: Mon. 06/12, 19h (UTC)
No interception
Interception from Named cyclone
Interception from Tracked
Interception from both
HRES
Number of flying turbine within a TC as a function of flight time
Named cyclones tracked - Number of GFS ensem.13 tracks

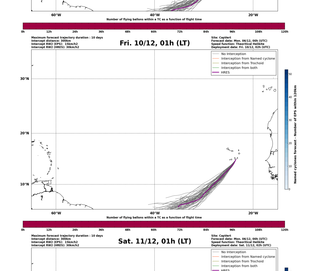

Tue. 07/12, 01h (LT)
Maximum forecast trajectory duration : 10 days
Intercept distance: 300km
Intercept RWI (ERS): 10m/s
Intercept RWI (SMOS): 30m/s
Site: Cayirot
Forecast date: Mon. 06/12, 00h (UTC)
Speed function: Theorical Helbiha
Deployment date: Tue. 07/12, 01h (UTC)
No interception
Interception from Named cyclone
Interception from Tracked
Interception from both
HRES
Number of flying turbine within a TC as a function of flight time
Named cyclones tracked - Number of GFS ensem.13 tracks

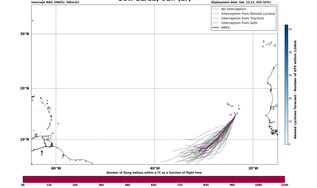

Tue. 07/12, 07h (LT)
Maximum forecast trajectory duration : 10 days
Intercept distance: 300km
Intercept RWI (ERS): 10m/s
Intercept RWI (SMOS): 30m/s
Site: Cayirot
Forecast date: Mon. 06/12, 00h (UTC)
Speed function: Theorical Helbiha
Deployment date: Tue. 07/12, 07h (UTC)
No interception
Interception from Named cyclone
Interception from Tracked
Interception from both
HRES
Number of flying turbine within a TC as a function of flight time
Named cyclones tracked - Number of GFS ensem.13 tracks


Tue. 07/12, 13h (LT)
Maximum forecast trajectory duration : 10 days
Intercept distance: 300km
Intercept RWI (ERS): 10m/s
Intercept RWI (SMOS): 30m/s
Site: Cayirot
Forecast date: Mon. 06/12, 00h (UTC)
Speed function: Theorical Helbiha
Deployment date: Tue. 07/12, 13h (UTC)
No interception
Interception from Named cyclone
Interception from Tracked
Interception from both
HRES
Number of flying turbine within a TC as a function of flight time
Named cyclones tracked - Number of GFS ensem.13 tracks


Tue. 07/12, 19h (LT)
Maximum forecast trajectory duration : 10 days
Intercept distance: 300km
Intercept RWI (ERS): 10m/s
Intercept RWI (SMOS): 30m/s
Site: Cayirot
Forecast date: Mon. 06/12, 00h (UTC)
Speed function: Theorical Helbiha
Deployment date: Tue. 07/12, 19h (UTC)
No interception
Interception from Named cyclone
Interception from Tracked
Interception from both
HRES
Number of flying turbine within a TC as a function of flight time
Named cyclones tracked - Number of GFS ensem.13 tracks


Wed. 08/12, 01h (LT)
Maximum forecast trajectory duration : 10 days
Intercept distance: 300km
Intercept RWI (ERS): 10m/s
Intercept RWI (SMOS): 30m/s
Site: Cayirot
Forecast date: Mon. 06/12, 00h (UTC)
Speed function: Theorical Helbiha
Deployment date: Wed. 08/12, 01h (UTC)
No interception
Interception from Named cyclone
Interception from Tracked
Interception from both
HRES
Number of flying turbine within a TC as a function of flight time
Named cyclones tracked - Number of GFS ensem.13 tracks

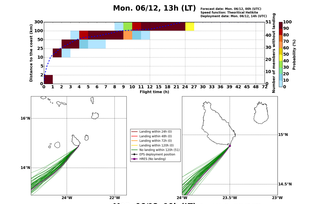

Wed. 08/12, 13h (LT)
Maximum forecast trajectory duration : 10 days
Intercept distance: 300km
Intercept RWI (ERS): 10m/s
Intercept RWI (SMOS): 30m/s
Site: Cayirot
Forecast date: Mon. 06/12, 00h (UTC)
Speed function: Theorical Helbiha
Deployment date: Wed. 08/12, 13h (UTC)
No interception
Interception from Named cyclone
Interception from Tracked
Interception from both
HRES
Number of flying turbine within a TC as a function of flight time
Named cyclones tracked - Number of GFS ensem.13 tracks

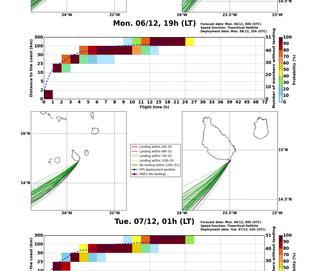

Thu. 09/12, 01h (LT)
Maximum forecast trajectory duration : 10 days
Intercept distance: 300km
Intercept RWI (ERS): 10m/s
Intercept RWI (SMOS): 30m/s
Site: Cayirot
Forecast date: Mon. 06/12, 00h (UTC)
Speed function: Theorical Helbiha
Deployment date: Thu. 09/12, 01h (UTC)
No interception
Interception from Named cyclone
Interception from Tracked
Interception from both
HRES
Number of flying turbine within a TC as a function of flight time
Named cyclones tracked - Number of GFS ensem.13 tracks

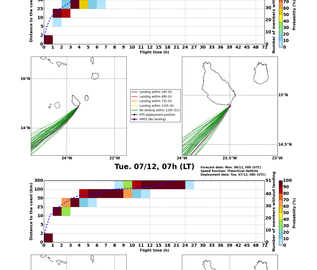
Thu. 09/12, 13h (LT)
Maximum forecast trajectory duration : 10 days
Intercept distance: 300km
Intercept RWI (ERS): 10m/s
Intercept RWI (SMOS): 30m/s
Site: Cayirot
Forecast date: Mon. 06/12, 00h (UTC)
Speed function: Theorical Helbiha
Deployment date: Thu. 09/12, 13h (UTC)
No interception
Interception from Named cyclone
Interception from Tracked
Interception from both
HRES
Number of flying turbine within a TC as a function of flight time
Named cyclones tracked - Number of GFS ensem.13 tracks


Fri. 10/12, 01h (LT)
Maximum forecast trajectory duration : 10 days
Intercept distance: 300km
Intercept RWI (ERS): 10m/s
Intercept RWI (SMOS): 30m/s
Site: Cayirot
Forecast date: Mon. 06/12, 00h (UTC)
Speed function: Theorical Helbiha
Deployment date: Fri. 10/12, 01h (UTC)
No interception
Interception from Named cyclone
Interception from Tracked
Interception from both
HRES
Number of flying turbine within a TC as a function of flight time
Named cyclones tracked - Number of GFS ensem.13 tracks

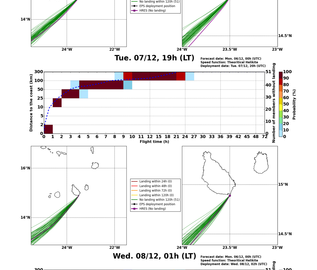
Sat. 11/12, 01h (LT)
Maximum forecast trajectory duration : 10 days
Intercept distance: 300km
Intercept RWI (ERS): 10m/s
Intercept RWI (SMOS): 30m/s
Site: Cayirot
Forecast date: Mon. 06/12, 00h (UTC)
Speed function: Theorical Helbiha
Deployment date: Sat. 11/12, 01h (UTC)
No interception
Interception from Named cyclone
Interception from Tracked
Interception from both
HRES
Number of flying turbine within a TC as a function of flight time
Named cyclones tracked - Number of GFS ensem.13 tracks

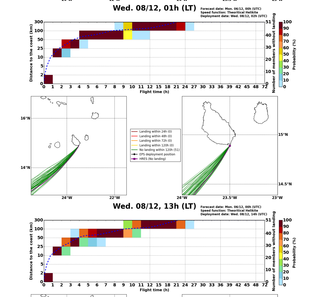

Analysis
Deterministic forecast (HRES)
Data not available
Forecast date: Mon. 06/12, 00h (UTC)
Site: Cayirot
Speed function: Theorical Helbiha
Deployment date: Mon. 06/12, 00h (UTC)
Deployment time (local)
Interrupt time (h)
Number of members
Mon. 06/12, 13h
Tue. 07/12, 01h
Tue. 07/12, 07h
Tue. 07/12, 13h
Tue. 07/12, 19h
Wed. 08/12, 01h
Wed. 08/12, 07h
Wed. 08/12, 13h
Thu. 09/12, 01h
Thu. 09/12, 07h
Thu. 09/12, 13h
Fri. 10/12, 01h
Fri. 10/12, 07h
Sat. 11/12, 01h
Sat. 11/12, 07h
Interrupt time (h)
Measurement time (h)
Minimum of pressure within 300km during interrupt period
Deepest minimum of pressure within 300km during measurement period
Integrated RWI (m/s)

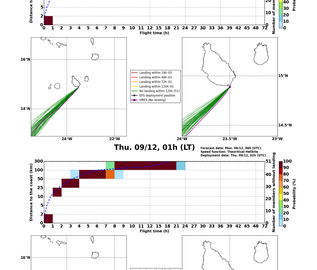

Mon. 06/12, 13h (LT)
Forecast date: Mon. 06/12, 00h (UTC)
Speed function: Theorical Helbiha
Deployment date: Mon. 06/12, 13h (UTC)
Distance to the coast (km)
Flight time (h)
Landing within 24h GO
Landing within 48h GO
Landing within 72h GO
Landing within 120h GO
No landing within 120h GO
TPI deployment position
HRES (No landing)

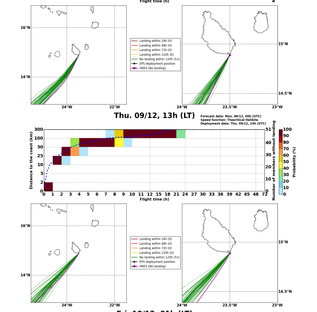

Mon. 06/12, 19h (LT)
Forecast date: Mon. 06/12, 00h (UTC)
Speed function: Theorical Helbiha
Deployment date: Mon. 06/12, 19h (UTC)
Distance to the coast (km)
Flight time (h)
Landing within 24h GO
Landing within 48h GO
Landing within 72h GO
Landing within 120h GO
No landing within 120h GO
TPI deployment position
HRES (No landing)

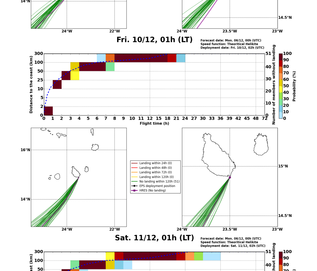

Tue. 07/12, 01h (LT)
Forecast date: Mon. 06/12, 00h (UTC)
Speed function: Theorical Helbiha
Deployment date: Tue. 07/12, 01h (UTC)
Distance to the coast (km)
Flight time (h)
Landing within 24h GO
Landing within 48h GO
Landing within 72h GO
Landing within 120h GO
No landing within 120h GO
TPI deployment position
HRES (No landing)

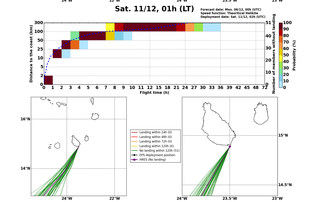

Tue. 07/12, 07h (LT)
Forecast date: Mon. 06/12, 00h (UTC)
Speed function: Theorical Helbiha
Deployment date: Tue. 07/12, 07h (UTC)
Distance to the coast (km)
Flight time (h)
Landing within 24h GO
Landing within 48h GO
Landing within 72h GO
Landing within 120h GO
No landing within 120h GO
TPI deployment position
HRES (No landing)


Tue. 07/12, 13h (LT)
Forecast date: Mon. 06/12, 00h (UTC)
Speed function: Theorical Helbiha
Deployment date: Tue. 07/12, 13h (UTC)
Distance to the coast (km)
Flight time (h)
Landing within 24h GO
Landing within 48h GO
Landing within 72h GO
Landing within 120h GO
No landing within 120h GO
TPI deployment position
HRES (No landing)


Tue. 07/12, 19h (LT)
Forecast date: Mon. 06/12, 00h (UTC)
Speed function: Theorical Helbiha
Deployment date: Tue. 07/12, 19h (UTC)
Distance to the coast (km)
Flight time (h)
Landing within 24h GO
Landing within 48h GO
Landing within 72h GO
Landing within 120h GO
No landing within 120h GO
TPI deployment position
HRES (No landing)


Wed. 08/12, 01h (LT)
Forecast date: Mon. 06/12, 00h (UTC)
Speed function: Theorical Helbiha
Deployment date: Wed. 08/12, 01h (UTC)
Distance to the coast (km)
Flight time (h)
Landing within 24h GO
Landing within 48h GO
Landing within 72h GO
Landing within 120h GO
No landing within 120h GO
TPI deployment position
HRES (No landing)


Wed. 08/12, 13h (LT)
Forecast date: Mon. 06/12, 00h (UTC)
Speed function: Theorical Helbiha
Deployment date: Wed. 08/12, 13h (UTC)
Distance to the coast (km)
Flight time (h)
Landing within 24h GO
Landing within 48h GO
Landing within 72h GO
Landing within 120h GO
No landing within 120h GO
TPI deployment position
HRES (No landing)


Thu. 09/12, 01h (LT)
Forecast date: Mon. 06/12, 00h (UTC)
Speed function: Theorical Helbiha
Deployment date: Thu. 09/12, 01h (UTC)
Distance to the coast (km)
Flight time (h)
Landing within 24h GO
Landing within 48h GO
Landing within 72h GO
Landing within 120h GO
No landing within 120h GO
TPI deployment position
HRES (No landing)

Thu. 09/12, 13h (LT)
Forecast date: Mon. 06/12, 00h (UTC)
Speed function: Theorical Helbiha
Deployment date: Thu. 09/12, 13h (UTC)
Distance to the coast (km)
Flight time (h)
Landing within 24h GO
Landing within 48h GO
Landing within 72h GO
Landing within 120h GO
No landing within 120h GO
TPI deployment position
HRES (No landing)

Fri. 10/12, 01h (LT)
Forecast date: Mon. 06/12, 00h (UTC)
Speed function: Theorical Helbiha
Deployment date: Fri. 10/12, 01h (UTC)
Distance to the coast (km)
Flight time (h)
Landing within 24h GO
Landing within 48h GO
Landing within 72h GO
Landing within 120h GO
No landing within 120h GO
TPI deployment position
HRES (No landing)

Sat. 11/12, 01h (LT)
Forecast date: Mon. 06/12, 00h (UTC)
Speed function: Theorical Helbiha
Deployment date: Sat. 11/12, 01h (UTC)
Distance to the coast (km)
Flight time (h)
Landing within 24h GO
Landing within 48h GO
Landing within 72h GO
Landing within 120h GO
No landing within 120h GO
TPI deployment position
HRES (No landing)