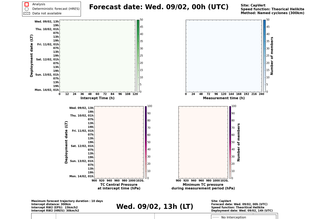
Analysis
Statistic forecast (48hr)
Data not available
Forecast date: Wed. 09/02, 00h (UTC)
Site: Capitol
Speed function: Theorical Helitite
Deployment cyclones (300km)
Deployment date (start)
Number of members
Interrupt time (h)
Measurement time (h)
Deployment date (end)
TC Central Pressure at interrupt time (hPa)
Minimum TC pressure during measurement period (hPa)
Minimum of pressure within 300km during measurement period
Deepest minimum of pressure within 300km during measurement period
Integrated RW2 (m/s)

Wed. 09/02, 13h (LT)
Thu. 10/02, 01h (LT)
Thu. 10/02, 07h (LT)
Thu. 10/02, 13h (LT)
Thu. 10/02, 19h (LT)
Fri. 11/02, 01h (LT)
Fri. 11/02, 13h (LT)
Sat. 12/02, 01h (LT)
Sat. 12/02, 13h (LT)
Sun. 13/02, 01h (LT)
Mon. 14/02, 01h (LT)


Deployment date (start)
Deployment date (end)
Number of members
TC Central Pressure at interrupt time (hPa)
Minimum TC pressure during measurement period (hPa)
Interrupt time (h)
Measurement time (h)
Minimum of pressure within 300km during measurement period
Deepest minimum of pressure within 300km during measurement period
Integrated RW2 (m/s)

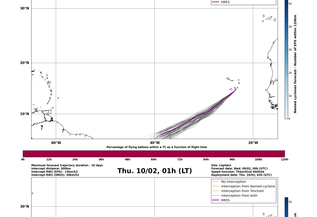
Wed. 09/02, 13h (LT)
Maximum forecast trajectory duration : 10 days
Interrupt distance: 300km
Interrupt RW1 (DRO): 30km/h
Interrupt RW2 (DRO): 60km/h
Site: Capitol
Forecast date: Wed. 09/02, 00h (UTC)
Speed function: Theorical Helitite
Deployment cyclones: 300km
Deployment date: Wed. 09/02, 13h (LT)
No interruption
Interruption from Named cyclone
Interruption from Tracheid
Interruption from both
HRES
Percentage of flying ballons within a TC as a function of flight time
Distance to the coast (km)
Flight time (h)
Nearest cyclones tracks/all - Number of GFS events (10days)
Landing within 24h DO
Landing within 48h DO
Landing within 72h DO
Landing within 120h DO
No landing within 120h DO
FPL deployment position
HRES (No landing)

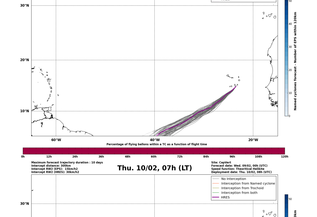
Wed. 09/02, 19h (LT)
Maximum forecast trajectory duration : 10 days
Interrupt distance: 300km
Interrupt RW1 (DRO): 30km/h
Interrupt RW2 (DRO): 60km/h
Site: Capitol
Forecast date: Wed. 09/02, 00h (UTC)
Speed function: Theorical Helitite
Deployment cyclones: 300km
Deployment date: Wed. 09/02, 19h (LT)
No interruption
Interruption from Named cyclone
Interruption from Tracheid
Interruption from both
HRES
Percentage of flying ballons within a TC as a function of flight time
Distance to the coast (km)
Flight time (h)
Nearest cyclones tracks/all - Number of GFS events (10days)
Landing within 24h DO
Landing within 48h DO
Landing within 72h DO
Landing within 120h DO
No landing within 120h DO
FPL deployment position
HRES (No landing)

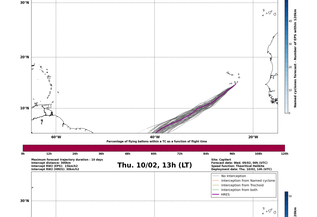
Thu. 10/02, 01h (LT)
Maximum forecast trajectory duration : 10 days
Interrupt distance: 300km
Interrupt RW1 (DRO): 30km/h
Interrupt RW2 (DRO): 60km/h
Site: Capitol
Forecast date: Wed. 09/02, 00h (UTC)
Speed function: Theorical Helitite
Deployment cyclones: 300km
Deployment date: Thu. 10/02, 01h (LT)
No interruption
Interruption from Named cyclone
Interruption from Tracheid
Interruption from both
HRES
Percentage of flying ballons within a TC as a function of flight time
Distance to the coast (km)
Flight time (h)
Nearest cyclones tracks/all - Number of GFS events (10days)
Landing within 24h DO
Landing within 48h DO
Landing within 72h DO
Landing within 120h DO
No landing within 120h DO
FPL deployment position
HRES (No landing)

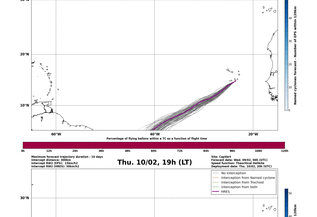
Thu. 10/02, 07h (LT)
Maximum forecast trajectory duration : 10 days
Interrupt distance: 300km
Interrupt RW1 (DRO): 30km/h
Interrupt RW2 (DRO): 60km/h
Site: Capitol
Forecast date: Wed. 09/02, 00h (UTC)
Speed function: Theorical Helitite
Deployment cyclones: 300km
Deployment date: Thu. 10/02, 07h (LT)
No interruption
Interruption from Named cyclone
Interruption from Tracheid
Interruption from both
HRES
Percentage of flying ballons within a TC as a function of flight time
Distance to the coast (km)
Flight time (h)
Nearest cyclones tracks/all - Number of GFS events (10days)
Landing within 24h DO
Landing within 48h DO
Landing within 72h DO
Landing within 120h DO
No landing within 120h DO
FPL deployment position
HRES (No landing)

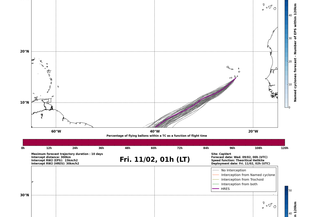
Thu. 10/02, 13h (LT)
Maximum forecast trajectory duration : 10 days
Interrupt distance: 300km
Interrupt RW1 (DRO): 30km/h
Interrupt RW2 (DRO): 60km/h
Site: Capitol
Forecast date: Wed. 09/02, 00h (UTC)
Speed function: Theorical Helitite
Deployment cyclones: 300km
Deployment date: Thu. 10/02, 13h (LT)
No interruption
Interruption from Named cyclone
Interruption from Tracheid
Interruption from both
HRES
Percentage of flying ballons within a TC as a function of flight time
Distance to the coast (km)
Flight time (h)
Nearest cyclones tracks/all - Number of GFS events (10days)
Landing within 24h DO
Landing within 48h DO
Landing within 72h DO
Landing within 120h DO
No landing within 120h DO
FPL deployment position
HRES (No landing)

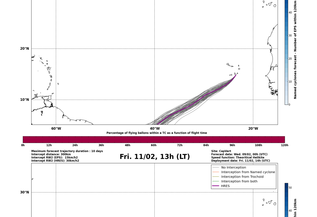
Thu. 10/02, 19h (LT)
Maximum forecast trajectory duration : 10 days
Interrupt distance: 300km
Interrupt RW1 (DRO): 30km/h
Interrupt RW2 (DRO): 60km/h
Site: Capitol
Forecast date: Wed. 09/02, 00h (UTC)
Speed function: Theorical Helitite
Deployment cyclones: 300km
Deployment date: Thu. 10/02, 19h (LT)
No interruption
Interruption from Named cyclone
Interruption from Tracheid
Interruption from both
HRES
Percentage of flying ballons within a TC as a function of flight time
Distance to the coast (km)
Flight time (h)
Nearest cyclones tracks/all - Number of GFS events (10days)
Landing within 24h DO
Landing within 48h DO
Landing within 72h DO
Landing within 120h DO
No landing within 120h DO
FPL deployment position
HRES (No landing)

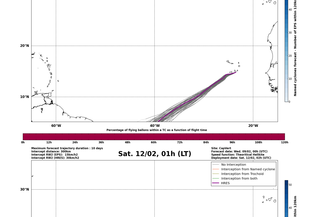
Fri. 11/02, 01h (LT)
Maximum forecast trajectory duration : 10 days
Interrupt distance: 300km
Interrupt RW1 (DRO): 30km/h
Interrupt RW2 (DRO): 60km/h
Site: Capitol
Forecast date: Wed. 09/02, 00h (UTC)
Speed function: Theorical Helitite
Deployment cyclones: 300km
Deployment date: Fri. 11/02, 01h (LT)
No interruption
Interruption from Named cyclone
Interruption from Tracheid
Interruption from both
HRES
Percentage of flying ballons within a TC as a function of flight time
Distance to the coast (km)
Flight time (h)
Nearest cyclones tracks/all - Number of GFS events (10days)
Landing within 24h DO
Landing within 48h DO
Landing within 72h DO
Landing within 120h DO
No landing within 120h DO
FPL deployment position
HRES (No landing)


Fri. 11/02, 13h (LT)
Maximum forecast trajectory duration : 10 days
Interrupt distance: 300km
Interrupt RW1 (DRO): 30km/h
Interrupt RW2 (DRO): 60km/h
Site: Capitol
Forecast date: Wed. 09/02, 00h (UTC)
Speed function: Theorical Helitite
Deployment cyclones: 300km
Deployment date: Fri. 11/02, 13h (LT)
No interruption
Interruption from Named cyclone
Interruption from Tracheid
Interruption from both
HRES
Percentage of flying ballons within a TC as a function of flight time
Distance to the coast (km)
Flight time (h)
Nearest cyclones tracks/all - Number of GFS events (10days)
Landing within 24h DO
Landing within 48h DO
Landing within 72h DO
Landing within 120h DO
No landing within 120h DO
FPL deployment position
HRES (No landing)


Sat. 12/02, 01h (LT)
Maximum forecast trajectory duration : 10 days
Interrupt distance: 300km
Interrupt RW1 (DRO): 30km/h
Interrupt RW2 (DRO): 60km/h
Site: Capitol
Forecast date: Wed. 09/02, 00h (UTC)
Speed function: Theorical Helitite
Deployment cyclones: 300km
Deployment date: Sat. 12/02, 01h (LT)
No interruption
Interruption from Named cyclone
Interruption from Tracheid
Interruption from both
HRES
Percentage of flying ballons within a TC as a function of flight time
Distance to the coast (km)
Flight time (h)
Nearest cyclones tracks/all - Number of GFS events (10days)
Landing within 24h DO
Landing within 48h DO
Landing within 72h DO
Landing within 120h DO
No landing within 120h DO
FPL deployment position
HRES (No landing)

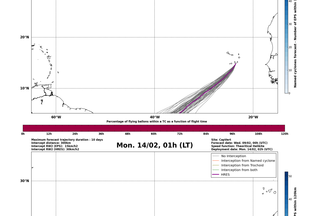
Sat. 12/02, 13h (LT)
Maximum forecast trajectory duration : 10 days
Interrupt distance: 300km
Interrupt RW1 (DRO): 30km/h
Interrupt RW2 (DRO): 60km/h
Site: Capitol
Forecast date: Wed. 09/02, 00h (UTC)
Speed function: Theorical Helitite
Deployment cyclones: 300km
Deployment date: Sat. 12/02, 13h (LT)
No interruption
Interruption from Named cyclone
Interruption from Tracheid
Interruption from both
HRES
Percentage of flying ballons within a TC as a function of flight time
Distance to the coast (km)
Flight time (h)
Nearest cyclones tracks/all - Number of GFS events (10days)
Landing within 24h DO
Landing within 48h DO
Landing within 72h DO
Landing within 120h DO
No landing within 120h DO
FPL deployment position
HRES (No landing)


Sun. 13/02, 01h (LT)
Maximum forecast trajectory duration : 10 days
Interrupt distance: 300km
Interrupt RW1 (DRO): 30km/h
Interrupt RW2 (DRO): 60km/h
Site: Capitol
Forecast date: Wed. 09/02, 00h (UTC)
Speed function: Theorical Helitite
Deployment cyclones: 300km
Deployment date: Sun. 13/02, 01h (LT)
No interruption
Interruption from Named cyclone
Interruption from Tracheid
Interruption from both
HRES
Percentage of flying ballons within a TC as a function of flight time
Distance to the coast (km)
Flight time (h)
Nearest cyclones tracks/all - Number of GFS events (10days)
Landing within 24h DO
Landing within 48h DO
Landing within 72h DO
Landing within 120h DO
No landing within 120h DO
FPL deployment position
HRES (No landing)


Wed. 09/02, 13h (LT)
Thu. 10/02, 01h (LT)
Thu. 10/02, 07h (LT)
Thu. 10/02, 13h (LT)
Thu. 10/02, 19h (LT)
Fri. 11/02, 01h (LT)
Fri. 11/02, 13h (LT)
Sat. 12/02, 01h (LT)
Sat. 12/02, 13h (LT)
Sun. 13/02, 01h (LT)
Mon. 14/02, 01h (LT)

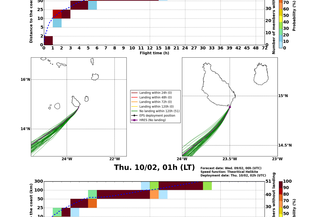
Wed. 09/02, 13h (LT)
Maximum forecast trajectory duration : 10 days
Interrupt distance: 300km
Interrupt RW1 (DRO): 30km/h
Interrupt RW2 (DRO): 60km/h
Site: Capitol
Forecast date: Wed. 09/02, 00h (UTC)
Speed function: Theorical Helitite
Deployment cyclones: 300km
Deployment date: Wed. 09/02, 13h (LT)
No interruption
Interruption from Named cyclone
Interruption from Tracheid
Interruption from both
HRES
Percentage of flying ballons within a TC as a function of flight time
Distance to the coast (km)
Flight time (h)
Nearest cyclones tracks/all - Number of GFS events (10days)
Landing within 24h DO
Landing within 48h DO
Landing within 72h DO
Landing within 120h DO
No landing within 120h DO
FPL deployment position
HRES (No landing)

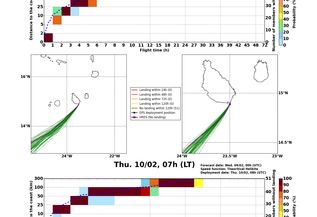
Wed. 09/02, 19h (LT)
Maximum forecast trajectory duration : 10 days
Interrupt distance: 300km
Interrupt RW1 (DRO): 30km/h
Interrupt RW2 (DRO): 60km/h
Site: Capitol
Forecast date: Wed. 09/02, 00h (UTC)
Speed function: Theorical Helitite
Deployment cyclones: 300km
Deployment date: Wed. 09/02, 19h (LT)
No interruption
Interruption from Named cyclone
Interruption from Tracheid
Interruption from both
HRES
Percentage of flying ballons within a TC as a function of flight time
Distance to the coast (km)
Flight time (h)
Nearest cyclones tracks/all - Number of GFS events (10days)
Landing within 24h DO
Landing within 48h DO
Landing within 72h DO
Landing within 120h DO
No landing within 120h DO
FPL deployment position
HRES (No landing)

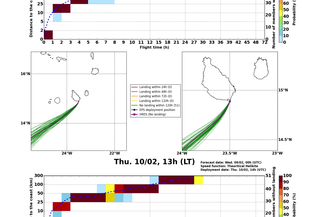
Thu. 10/02, 01h (LT)
Maximum forecast trajectory duration : 10 days
Interrupt distance: 300km
Interrupt RW1 (DRO): 30km/h
Interrupt RW2 (DRO): 60km/h
Site: Capitol
Forecast date: Wed. 09/02, 00h (UTC)
Speed function: Theorical Helitite
Deployment cyclones: 300km
Deployment date: Thu. 10/02, 01h (LT)
No interruption
Interruption from Named cyclone
Interruption from Tracheid
Interruption from both
HRES
Percentage of flying ballons within a TC as a function of flight time
Distance to the coast (km)
Flight time (h)
Nearest cyclones tracks/all - Number of GFS events (10days)
Landing within 24h DO
Landing within 48h DO
Landing within 72h DO
Landing within 120h DO
No landing within 120h DO
FPL deployment position
HRES (No landing)

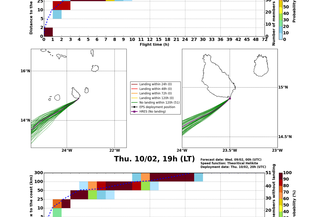
Thu. 10/02, 07h (LT)
Maximum forecast trajectory duration : 10 days
Interrupt distance: 300km
Interrupt RW1 (DRO): 30km/h
Interrupt RW2 (DRO): 60km/h
Site: Capitol
Forecast date: Wed. 09/02, 00h (UTC)
Speed function: Theorical Helitite
Deployment cyclones: 300km
Deployment date: Thu. 10/02, 07h (LT)
No interruption
Interruption from Named cyclone
Interruption from Tracheid
Interruption from both
HRES
Percentage of flying ballons within a TC as a function of flight time
Distance to the coast (km)
Flight time (h)
Nearest cyclones tracks/all - Number of GFS events (10days)
Landing within 24h DO
Landing within 48h DO
Landing within 72h DO
Landing within 120h DO
No landing within 120h DO
FPL deployment position
HRES (No landing)

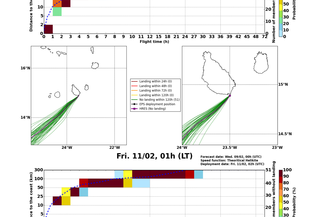
Thu. 10/02, 13h (LT)
Maximum forecast trajectory duration : 10 days
Interrupt distance: 300km
Interrupt RW1 (DRO): 30km/h
Interrupt RW2 (DRO): 60km/h
Site: Capitol
Forecast date: Wed. 09/02, 00h (UTC)
Speed function: Theorical Helitite
Deployment cyclones: 300km
Deployment date: Thu. 10/02, 13h (LT)
No interruption
Interruption from Named cyclone
Interruption from Tracheid
Interruption from both
HRES
Percentage of flying ballons within a TC as a function of flight time
Distance to the coast (km)
Flight time (h)
Nearest cyclones tracks/all - Number of GFS events (10days)
Landing within 24h DO
Landing within 48h DO
Landing within 72h DO
Landing within 120h DO
No landing within 120h DO
FPL deployment position
HRES (No landing)

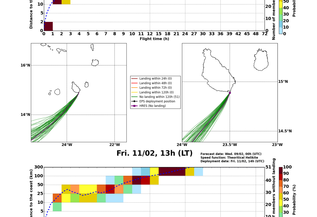
Thu. 10/02, 19h (LT)
Maximum forecast trajectory duration : 10 days
Interrupt distance: 300km
Interrupt RW1 (DRO): 30km/h
Interrupt RW2 (DRO): 60km/h
Site: Capitol
Forecast date: Wed. 09/02, 00h (UTC)
Speed function: Theorical Helitite
Deployment cyclones: 300km
Deployment date: Thu. 10/02, 19h (LT)
No interruption
Interruption from Named cyclone
Interruption from Tracheid
Interruption from both
HRES
Percentage of flying ballons within a TC as a function of flight time
Distance to the coast (km)
Flight time (h)
Nearest cyclones tracks/all - Number of GFS events (10days)
Landing within 24h DO
Landing within 48h DO
Landing within 72h DO
Landing within 120h DO
No landing within 120h DO
FPL deployment position
HRES (No landing)

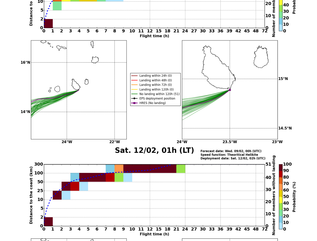
Fri. 11/02, 01h (LT)
Maximum forecast trajectory duration : 10 days
Interrupt distance: 300km
Interrupt RW1 (DRO): 30km/h
Interrupt RW2 (DRO): 60km/h
Site: Capitol
Forecast date: Wed. 09/02, 00h (UTC)
Speed function: Theorical Helitite
Deployment cyclones: 300km
Deployment date: Fri. 11/02, 01h (LT)
No interruption
Interruption from Named cyclone
Interruption from Tracheid
Interruption from both
HRES
Percentage of flying ballons within a TC as a function of flight time
Distance to the coast (km)
Flight time (h)
Nearest cyclones tracks/all - Number of GFS events (10days)
Landing within 24h DO
Landing within 48h DO
Landing within 72h DO
Landing within 120h DO
No landing within 120h DO
FPL deployment position
HRES (No landing)

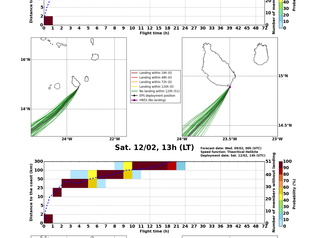
Fri. 11/02, 13h (LT)
Maximum forecast trajectory duration : 10 days
Interrupt distance: 300km
Interrupt RW1 (DRO): 30km/h
Interrupt RW2 (DRO): 60km/h
Site: Capitol
Forecast date: Wed. 09/02, 00h (UTC)
Speed function: Theorical Helitite
Deployment cyclones: 300km
Deployment date: Fri. 11/02, 13h (LT)
No interruption
Interruption from Named cyclone
Interruption from Tracheid
Interruption from both
HRES
Percentage of flying ballons within a TC as a function of flight time
Distance to the coast (km)
Flight time (h)
Nearest cyclones tracks/all - Number of GFS events (10days)
Landing within 24h DO
Landing within 48h DO
Landing within 72h DO
Landing within 120h DO
No landing within 120h DO
FPL deployment position
HRES (No landing)

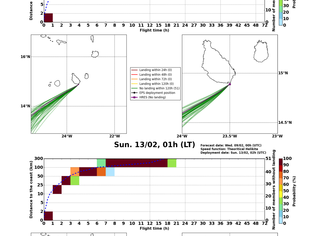
Sat. 12/02, 01h (LT)
Maximum forecast trajectory duration : 10 days
Interrupt distance: 300km
Interrupt RW1 (DRO): 30km/h
Interrupt RW2 (DRO): 60km/h
Site: Capitol
Forecast date: Wed. 09/02, 00h (UTC)
Speed function: Theorical Helitite
Deployment cyclones: 300km
Deployment date: Sat. 12/02, 01h (LT)
No interruption
Interruption from Named cyclone
Interruption from Tracheid
Interruption from both
HRES
Percentage of flying ballons within a TC as a function of flight time
Distance to the coast (km)
Flight time (h)
Nearest cyclones tracks/all - Number of GFS events (10days)
Landing within 24h DO
Landing within 48h DO
Landing within 72h DO
Landing within 120h DO
No landing within 120h DO
FPL deployment position
HRES (No landing)

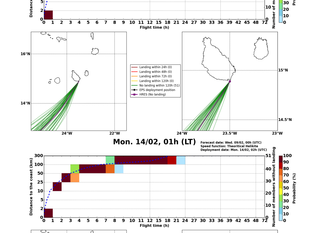
Sat. 12/02, 13h (LT)
Maximum forecast trajectory duration : 10 days
Interrupt distance: 300km
Interrupt RW1 (DRO): 30km/h
Interrupt RW2 (DRO): 60km/h
Site: Capitol
Forecast date: Wed. 09/02, 00h (UTC)
Speed function: Theorical Helitite
Deployment cyclones: 300km
Deployment date: Sat. 12/02, 13h (LT)
No interruption
Interruption from Named cyclone
Interruption from Tracheid
Interruption from both
HRES
Percentage of flying ballons within a TC as a function of flight time
Distance to the coast (km)
Flight time (h)
Nearest cyclones tracks/all - Number of GFS events (10days)
Landing within 24h DO
Landing within 48h DO
Landing within 72h DO
Landing within 120h DO
No landing within 120h DO
FPL deployment position
HRES (No landing)

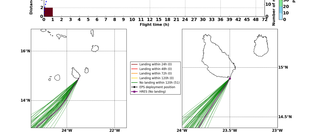
Sun. 13/02, 01h (LT)
Maximum forecast trajectory duration : 10 days
Interrupt distance: 300km
Interrupt RW1 (DRO): 30km/h
Interrupt RW2 (DRO): 60km/h
Site: Capitol
Forecast date: Wed. 09/02, 00h (UTC)
Speed function: Theorical Helitite
Deployment cyclones: 300km
Deployment date: Sun. 13/02, 01h (LT)
No interruption
Interruption from Named cyclone
Interruption from Tracheid
Interruption from both
HRES
Percentage of flying ballons within a TC as a function of flight time
Distance to the coast (km)
Flight time (h)
Nearest cyclones tracks/all - Number of GFS events (10days)
Landing within 24h DO
Landing within 48h DO
Landing within 72h DO
Landing within 120h DO
No landing within 120h DO
FPL deployment position
HRES (No landing)