


Analysis
Synoptic forecast (ARDU)
Data not available
Forecast date: Thu. 10/02, 00h (UTC)
Site: Capitext
Speed function: Theorical Helitrix
Maximum number of cyclones: 1000km2
Deployment date: Thu. 10/02, 00h (UTC)
Thu. 10/02, 00h
Fri. 11/02, 00h
Sat. 12/02, 00h
Sun. 13/02, 00h
Mon. 14/02, 00h
Tue. 15/02, 00h
Deployment date (start)
Number of simulations
Interrupt time (h)
Measurement time (h)
TC Central Pressure at interrupt time (hPa)
Minimum TC pressure during measurement period (hPa)
Minimum of pressure within 300km during interrupt period
Deepest minimum of pressure within 300km during measurement period
Integrated RW2 (m/s)



Maximum forecast trajectory duration : 10 days
Interrupt distance: 300km
Interrupt RW2 (ARU) : 10m/s2
Interrupt RW2 (SMIO) : 30m/s2
Site: Capitext
Forecast date: Thu. 10/02, 00h (UTC)
Speed function: Theorical Helitrix
Deployment date: Thu. 10/02, 13h (UTC)
No interception
Interception from Namrol cyclone
Interception from Trochoid
Interception from both
HRES
Thu. 10/02, 13h (LT)
Percentage of flying ballons within a TC as a function of flight time
Nbmod cyclones hrs/cell - Number of LPTA events 1/10min



Maximum forecast trajectory duration : 10 days
Interrupt distance: 300km
Interrupt RW2 (ARU) : 10m/s2
Interrupt RW2 (SMIO) : 30m/s2
Site: Capitext
Forecast date: Thu. 10/02, 00h (UTC)
Speed function: Theorical Helitrix
Deployment date: Thu. 10/02, 19h (UTC)
No interception
Interception from Namrol cyclone
Interception from Trochoid
Interception from both
HRES
Thu. 10/02, 19h (LT)
Percentage of flying ballons within a TC as a function of flight time
Nbmod cyclones hrs/cell - Number of LPTA events 1/10min



Maximum forecast trajectory duration : 10 days
Interrupt distance: 300km
Interrupt RW2 (ARU) : 10m/s2
Interrupt RW2 (SMIO) : 30m/s2
Site: Capitext
Forecast date: Thu. 10/02, 00h (UTC)
Speed function: Theorical Helitrix
Deployment date: Fri. 11/02, 01h (LT)
No interception
Interception from Namrol cyclone
Interception from Trochoid
Interception from both
HRES
Fri. 11/02, 01h (LT)
Percentage of flying ballons within a TC as a function of flight time
Nbmod cyclones hrs/cell - Number of LPTA events 1/10min



Maximum forecast trajectory duration : 10 days
Interrupt distance: 300km
Interrupt RW2 (ARU) : 10m/s2
Interrupt RW2 (SMIO) : 30m/s2
Site: Capitext
Forecast date: Thu. 10/02, 00h (UTC)
Speed function: Theorical Helitrix
Deployment date: Fri. 11/02, 07h (LT)
No interception
Interception from Namrol cyclone
Interception from Trochoid
Interception from both
HRES
Fri. 11/02, 07h (LT)
Percentage of flying ballons within a TC as a function of flight time
Nbmod cyclones hrs/cell - Number of LPTA events 1/10min



Maximum forecast trajectory duration : 10 days
Interrupt distance: 300km
Interrupt RW2 (ARU) : 10m/s2
Interrupt RW2 (SMIO) : 30m/s2
Site: Capitext
Forecast date: Thu. 10/02, 00h (UTC)
Speed function: Theorical Helitrix
Deployment date: Fri. 11/02, 13h (LT)
No interception
Interception from Namrol cyclone
Interception from Trochoid
Interception from both
HRES
Fri. 11/02, 13h (LT)
Percentage of flying ballons within a TC as a function of flight time
Nbmod cyclones hrs/cell - Number of LPTA events 1/10min



Maximum forecast trajectory duration : 10 days
Interrupt distance: 300km
Interrupt RW2 (ARU) : 10m/s2
Interrupt RW2 (SMIO) : 30m/s2
Site: Capitext
Forecast date: Thu. 10/02, 00h (UTC)
Speed function: Theorical Helitrix
Deployment date: Fri. 11/02, 19h (LT)
No interception
Interception from Namrol cyclone
Interception from Trochoid
Interception from both
HRES
Fri. 11/02, 19h (LT)
Percentage of flying ballons within a TC as a function of flight time
Nbmod cyclones hrs/cell - Number of LPTA events 1/10min



Maximum forecast trajectory duration : 10 days
Interrupt distance: 300km
Interrupt RW2 (ARU) : 10m/s2
Interrupt RW2 (SMIO) : 30m/s2
Site: Capitext
Forecast date: Thu. 10/02, 00h (UTC)
Speed function: Theorical Helitrix
Deployment date: Sat. 12/02, 01h (LT)
No interception
Interception from Namrol cyclone
Interception from Trochoid
Interception from both
HRES
Sat. 12/02, 01h (LT)
Percentage of flying ballons within a TC as a function of flight time
Nbmod cyclones hrs/cell - Number of LPTA events 1/10min



Maximum forecast trajectory duration : 10 days
Interrupt distance: 300km
Interrupt RW2 (ARU) : 10m/s2
Interrupt RW2 (SMIO) : 30m/s2
Site: Capitext
Forecast date: Thu. 10/02, 00h (UTC)
Speed function: Theorical Helitrix
Deployment date: Sat. 12/02, 13h (LT)
No interception
Interception from Namrol cyclone
Interception from Trochoid
Interception from both
HRES
Sat. 12/02, 13h (LT)
Percentage of flying ballons within a TC as a function of flight time
Nbmod cyclones hrs/cell - Number of LPTA events 1/10min


Maximum forecast trajectory duration : 10 days
Interrupt distance: 300km
Interrupt RW2 (ARU) : 10m/s2
Interrupt RW2 (SMIO) : 30m/s2
Site: Capitext
Forecast date: Thu. 10/02, 00h (UTC)
Speed function: Theorical Helitrix
Deployment date: Sun. 13/02, 01h (LT)
No interception
Interception from Namrol cyclone
Interception from Trochoid
Interception from both
HRES
Sun. 13/02, 01h (LT)
Percentage of flying ballons within a TC as a function of flight time
Nbmod cyclones hrs/cell - Number of LPTA events 1/10min



Maximum forecast trajectory duration : 10 days
Interrupt distance: 300km
Interrupt RW2 (ARU) : 10m/s2
Interrupt RW2 (SMIO) : 30m/s2
Site: Capitext
Forecast date: Thu. 10/02, 00h (UTC)
Speed function: Theorical Helitrix
Deployment date: Sun. 13/02, 13h (LT)
No interception
Interception from Namrol cyclone
Interception from Trochoid
Interception from both
HRES
Sun. 13/02, 13h (LT)
Percentage of flying ballons within a TC as a function of flight time
Nbmod cyclones hrs/cell - Number of LPTA events 1/10min



Maximum forecast trajectory duration : 10 days
Interrupt distance: 300km
Interrupt RW2 (ARU) : 10m/s2
Interrupt RW2 (SMIO) : 30m/s2
Site: Capitext
Forecast date: Thu. 10/02, 00h (UTC)
Speed function: Theorical Helitrix
Deployment date: Mon. 14/02, 01h (LT)
No interception
Interception from Namrol cyclone
Interception from Trochoid
Interception from both
HRES
Mon. 14/02, 01h (LT)
Percentage of flying ballons within a TC as a function of flight time
Nbmod cyclones hrs/cell - Number of LPTA events 1/10min



Maximum forecast trajectory duration : 10 days
Interrupt distance: 300km
Interrupt RW2 (ARU) : 10m/s2
Interrupt RW2 (SMIO) : 30m/s2
Site: Capitext
Forecast date: Thu. 10/02, 00h (UTC)
Speed function: Theorical Helitrix
Deployment date: Tue. 15/02, 01h (LT)
No interception
Interception from Namrol cyclone
Interception from Trochoid
Interception from both
HRES
Tue. 15/02, 01h (LT)
Percentage of flying ballons within a TC as a function of flight time
Nbmod cyclones hrs/cell - Number of LPTA events 1/10min



Analysis
Synoptic forecast (ARDU)
Data not available
Forecast date: Thu. 10/02, 00h (UTC)
Site: Capitext
Speed function: Theorical Helitrix
Maximum number of cyclones: 1000km2
Deployment date: Thu. 10/02, 00h (UTC)
Thu. 10/02, 00h
Fri. 11/02, 00h
Sat. 12/02, 00h
Sun. 13/02, 00h
Mon. 14/02, 00h
Tue. 15/02, 00h
Deployment date (start)
Number of simulations
Interrupt time (h)
Measurement time (h)
Minimum of pressure within 300km during interrupt period
Deepest minimum of pressure within 300km during measurement period
Integrated RW2 (m/s)

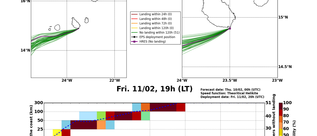
Thu. 10/02, 13h (LT)
Distance to the coast (km)
Flight time (h)
Landing within 24h GI
Landing within 48h GI
Landing within 72h GI
Landing within 120h GI
No landing within 120h GI
PPL deployment position
HRES (No landing)

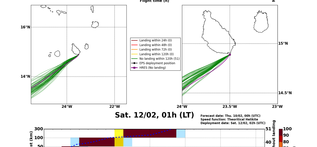

Thu. 10/02, 19h (LT)
Distance to the coast (km)
Flight time (h)
Landing within 24h GI
Landing within 48h GI
Landing within 72h GI
Landing within 120h GI
No landing within 120h GI
PPL deployment position
HRES (No landing)

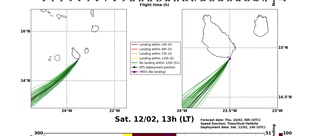

Fri. 11/02, 01h (LT)
Distance to the coast (km)
Flight time (h)
Landing within 24h GI
Landing within 48h GI
Landing within 72h GI
Landing within 120h GI
No landing within 120h GI
PPL deployment position
HRES (No landing)

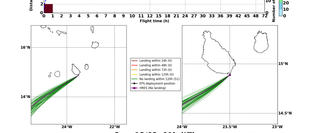

Fri. 11/02, 07h (LT)
Distance to the coast (km)
Flight time (h)
Landing within 24h GI
Landing within 48h GI
Landing within 72h GI
Landing within 120h GI
No landing within 120h GI
PPL deployment position
HRES (No landing)



Fri. 11/02, 13h (LT)
Distance to the coast (km)
Flight time (h)
Landing within 24h GI
Landing within 48h GI
Landing within 72h GI
Landing within 120h GI
No landing within 120h GI
PPL deployment position
HRES (No landing)

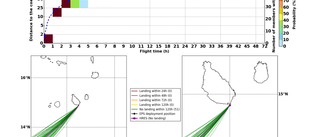

Fri. 11/02, 19h (LT)
Distance to the coast (km)
Flight time (h)
Landing within 24h GI
Landing within 48h GI
Landing within 72h GI
Landing within 120h GI
No landing within 120h GI
PPL deployment position
HRES (No landing)



Sat. 12/02, 01h (LT)
Distance to the coast (km)
Flight time (h)
Landing within 24h GI
Landing within 48h GI
Landing within 72h GI
Landing within 120h GI
No landing within 120h GI
PPL deployment position
HRES (No landing)


Sat. 12/02, 13h (LT)
Distance to the coast (km)
Flight time (h)
Landing within 24h GI
Landing within 48h GI
Landing within 72h GI
Landing within 120h GI
No landing within 120h GI
PPL deployment position
HRES (No landing)


Sun. 13/02, 01h (LT)
Distance to the coast (km)
Flight time (h)
Landing within 24h GI
Landing within 48h GI
Landing within 72h GI
Landing within 120h GI
No landing within 120h GI
PPL deployment position
HRES (No landing)


Sun. 13/02, 13h (LT)
Distance to the coast (km)
Flight time (h)
Landing within 24h GI
Landing within 48h GI
Landing within 72h GI
Landing within 120h GI
No landing within 120h GI
PPL deployment position
HRES (No landing)


Mon. 14/02, 01h (LT)
Distance to the coast (km)
Flight time (h)
Landing within 24h GI
Landing within 48h GI
Landing within 72h GI
Landing within 120h GI
No landing within 120h GI
PPL deployment position
HRES (No landing)


Tue. 15/02, 01h (LT)
Distance to the coast (km)
Flight time (h)
Landing within 24h GI
Landing within 48h GI
Landing within 72h GI
Landing within 120h GI
No landing within 120h GI
PPL deployment position
HRES (No landing)