
Analysis
Deterministic forecast (HRES)
Data not available
Forecast date: Mon. 16/05, 12h (UTC)
Site: Cayirlez
Speed function: V10 speed.Hellick_2
Deployment date: Mon. 16/05, 12h (UTC)
Tue. 17/05, 01h
Tue. 17/05, 07h
Tue. 17/05, 13h
Tue. 17/05, 19h
Wed. 18/05, 01h
Wed. 18/05, 07h
Wed. 18/05, 13h
Thu. 19/05, 01h
Thu. 19/05, 13h
Fri. 20/05, 01h
Fri. 20/05, 13h
Sat. 21/05, 13h
Percentage of all runs (%)
Interrupt Time (h)
Measurement time (h)
TC Central Pressure at interrupt time (hPa)
Minimum TC pressure during measurement period (hPa)
Wind at launch time (m/s)
Minimum of pressure within 300km during measurement period
Deepest minimum of pressure within 300km during measurement period
Integrated RWZ (m/s)


Analysis
Deterministic forecast (HRES)
Data not available
Forecast date: Mon. 16/05, 12h (UTC)
Site: Cayirlez
Speed function: V10 speed.Hellick_2
Deployment date: Mon. 16/05, 12h (UTC)
Tue. 17/05, 01h
Tue. 17/05, 07h
Tue. 17/05, 13h
Tue. 17/05, 19h
Wed. 18/05, 01h
Wed. 18/05, 07h
Wed. 18/05, 13h
Thu. 19/05, 01h
Thu. 19/05, 13h
Fri. 20/05, 01h
Fri. 20/05, 13h
Sat. 21/05, 13h
Percentage of all runs (%)
Interrupt time (h)
Measurement time (h)
TC Central Pressure at interrupt time (hPa)
Minimum TC pressure during measurement period (hPa)
Wind at launch time (m/s)
Minimum of pressure within 300km at interrupt time (hPa)
Deepest minimum of pressure within 300km during measurement period
Integrated RWZ (m/s)

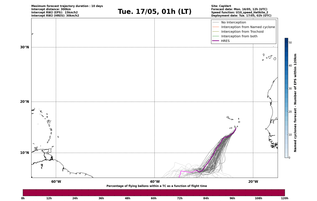
Tue. 17/05, 01h (UTC)
Maximum forecast trajectory duration : 10 days
Interrupt distance: 300km
Interrupt RWZ (10h): 10km/s
Interrupt RWZ (360h): 30km/s
Site: Cayirlez
Forecast date: Mon. 16/05, 12h (UTC)
Speed function: V10 speed.Hellick_2
Deployment date: Tue. 17/05, 01h (UTC)
No interruption
Interruption from Named cyclone
Interruption from Tracheid
Interruption from both
HRES
Percentage of flying balloons within a TC as a function of flight time
Nearest cyclones tracked - Number of GFS ensem.1 tracks

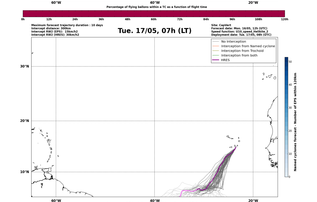
Tue. 17/05, 07h (UTC)
Maximum forecast trajectory duration : 10 days
Interrupt distance: 300km
Interrupt RWZ (10h): 10km/s
Interrupt RWZ (360h): 30km/s
Site: Cayirlez
Forecast date: Mon. 16/05, 12h (UTC)
Speed function: V10 speed.Hellick_2
Deployment date: Tue. 17/05, 07h (UTC)
No interruption
Interruption from Named cyclone
Interruption from Tracheid
Interruption from both
HRES
Percentage of flying balloons within a TC as a function of flight time
Nearest cyclones tracked - Number of GFS ensem.1 tracks

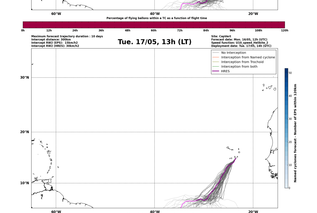
Tue. 17/05, 13h (UTC)
Maximum forecast trajectory duration : 10 days
Interrupt distance: 300km
Interrupt RWZ (10h): 10km/s
Interrupt RWZ (360h): 30km/s
Site: Cayirlez
Forecast date: Mon. 16/05, 12h (UTC)
Speed function: V10 speed.Hellick_2
Deployment date: Tue. 17/05, 13h (UTC)
No interruption
Interruption from Named cyclone
Interruption from Tracheid
Interruption from both
HRES
Percentage of flying balloons within a TC as a function of flight time
Nearest cyclones tracked - Number of GFS ensem.1 tracks

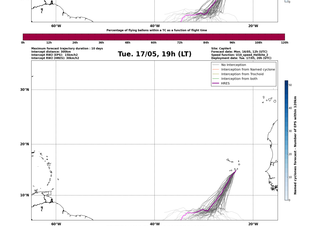
Tue. 17/05, 19h (UTC)
Maximum forecast trajectory duration : 10 days
Interrupt distance: 300km
Interrupt RWZ (10h): 10km/s
Interrupt RWZ (360h): 30km/s
Site: Cayirlez
Forecast date: Mon. 16/05, 12h (UTC)
Speed function: V10 speed.Hellick_2
Deployment date: Tue. 17/05, 19h (UTC)
No interruption
Interruption from Named cyclone
Interruption from Tracheid
Interruption from both
HRES
Percentage of flying balloons within a TC as a function of flight time
Nearest cyclones tracked - Number of GFS ensem.1 tracks

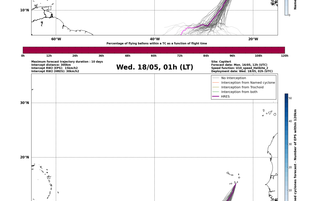
Wed. 18/05, 01h (UTC)
Maximum forecast trajectory duration : 10 days
Interrupt distance: 300km
Interrupt RWZ (10h): 10km/s
Interrupt RWZ (360h): 30km/s
Site: Cayirlez
Forecast date: Mon. 16/05, 12h (UTC)
Speed function: V10 speed.Hellick_2
Deployment date: Wed. 18/05, 01h (UTC)
No interruption
Interruption from Named cyclone
Interruption from Tracheid
Interruption from both
HRES
Percentage of flying balloons within a TC as a function of flight time
Nearest cyclones tracked - Number of GFS ensem.1 tracks

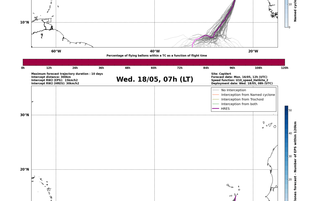
Wed. 18/05, 07h (UTC)
Maximum forecast trajectory duration : 10 days
Interrupt distance: 300km
Interrupt RWZ (10h): 10km/s
Interrupt RWZ (360h): 30km/s
Site: Cayirlez
Forecast date: Mon. 16/05, 12h (UTC)
Speed function: V10 speed.Hellick_2
Deployment date: Wed. 18/05, 07h (UTC)
No interruption
Interruption from Named cyclone
Interruption from Tracheid
Interruption from both
HRES
Percentage of flying balloons within a TC as a function of flight time
Nearest cyclones tracked - Number of GFS ensem.1 tracks

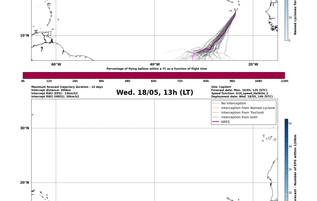
Wed. 18/05, 13h (UTC)
Maximum forecast trajectory duration : 10 days
Interrupt distance: 300km
Interrupt RWZ (10h): 10km/s
Interrupt RWZ (360h): 30km/s
Site: Cayirlez
Forecast date: Mon. 16/05, 12h (UTC)
Speed function: V10 speed.Hellick_2
Deployment date: Wed. 18/05, 13h (UTC)
No interruption
Interruption from Named cyclone
Interruption from Tracheid
Interruption from both
HRES
Percentage of flying balloons within a TC as a function of flight time
Nearest cyclones tracked - Number of GFS ensem.1 tracks

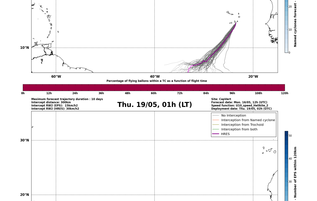
Thu. 19/05, 01h (UTC)
Maximum forecast trajectory duration : 10 days
Interrupt distance: 300km
Interrupt RWZ (10h): 10km/s
Interrupt RWZ (360h): 30km/s
Site: Cayirlez
Forecast date: Mon. 16/05, 12h (UTC)
Speed function: V10 speed.Hellick_2
Deployment date: Thu. 19/05, 01h (UTC)
No interruption
Interruption from Named cyclone
Interruption from Tracheid
Interruption from both
HRES
Percentage of flying balloons within a TC as a function of flight time
Nearest cyclones tracked - Number of GFS ensem.1 tracks

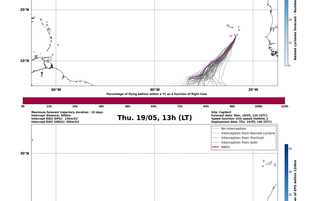
Thu. 19/05, 13h (UTC)
Maximum forecast trajectory duration : 10 days
Interrupt distance: 300km
Interrupt RWZ (10h): 10km/s
Interrupt RWZ (360h): 30km/s
Site: Cayirlez
Forecast date: Mon. 16/05, 12h (UTC)
Speed function: V10 speed.Hellick_2
Deployment date: Thu. 19/05, 13h (UTC)
No interruption
Interruption from Named cyclone
Interruption from Tracheid
Interruption from both
HRES
Percentage of flying balloons within a TC as a function of flight time
Nearest cyclones tracked - Number of GFS ensem.1 tracks

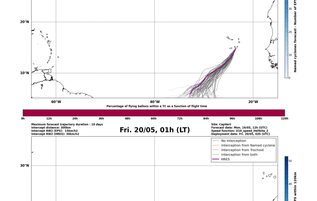
Fri. 20/05, 01h (UTC)
Maximum forecast trajectory duration : 10 days
Interrupt distance: 300km
Interrupt RWZ (10h): 10km/s
Interrupt RWZ (360h): 30km/s
Site: Cayirlez
Forecast date: Mon. 16/05, 12h (UTC)
Speed function: V10 speed.Hellick_2
Deployment date: Fri. 20/05, 01h (UTC)
No interruption
Interruption from Named cyclone
Interruption from Tracheid
Interruption from both
HRES
Percentage of flying balloons within a TC as a function of flight time
Nearest cyclones tracked - Number of GFS ensem.1 tracks

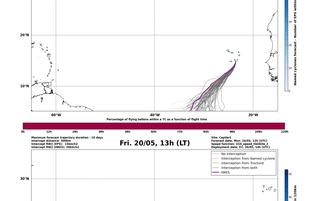
Fri. 20/05, 13h (UTC)
Maximum forecast trajectory duration : 10 days
Interrupt distance: 300km
Interrupt RWZ (10h): 10km/s
Interrupt RWZ (360h): 30km/s
Site: Cayirlez
Forecast date: Mon. 16/05, 12h (UTC)
Speed function: V10 speed.Hellick_2
Deployment date: Fri. 20/05, 13h (UTC)
No interruption
Interruption from Named cyclone
Interruption from Tracheid
Interruption from both
HRES
Percentage of flying balloons within a TC as a function of flight time
Nearest cyclones tracked - Number of GFS ensem.1 tracks

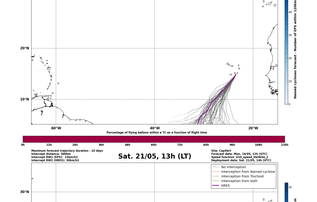
Sat. 21/05, 13h (UTC)
Maximum forecast trajectory duration : 10 days
Interrupt distance: 300km
Interrupt RWZ (10h): 10km/s
Interrupt RWZ (360h): 30km/s
Site: Cayirlez
Forecast date: Mon. 16/05, 12h (UTC)
Speed function: V10 speed.Hellick_2
Deployment date: Sat. 21/05, 13h (UTC)
No interruption
Interruption from Named cyclone
Interruption from Tracheid
Interruption from both
HRES
Percentage of flying balloons within a TC as a function of flight time
Nearest cyclones tracked - Number of GFS ensem.1 tracks

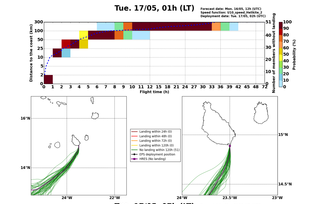
Tue. 17/05, 01h (UTC)
Forecast date: Mon. 16/05, 12h (UTC)
Speed function: V10 speed.Hellick_2
Deployment date: Tue. 17/05, 01h (UTC)
Distance to the coast (km)
Flight time (h)
Landing within 24h (0)
Landing within 48h (0)
Landing within 72h (0)
Landing within 120h (0)
No landing within 120h (51)
TPS deployment position
HRES (No landing)

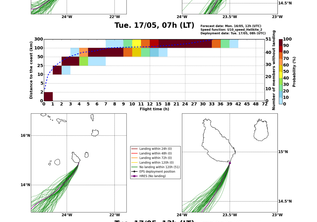
Tue. 17/05, 07h (UTC)
Forecast date: Mon. 16/05, 12h (UTC)
Speed function: V10 speed.Hellick_2
Deployment date: Tue. 17/05, 07h (UTC)
Distance to the coast (km)
Flight time (h)
Landing within 24h (0)
Landing within 48h (0)
Landing within 72h (0)
Landing within 120h (0)
No landing within 120h (51)
TPS deployment position
HRES (No landing)

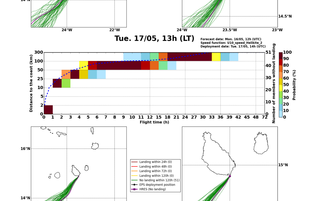
Tue. 17/05, 13h (UTC)
Forecast date: Mon. 16/05, 12h (UTC)
Speed function: V10 speed.Hellick_2
Deployment date: Tue. 17/05, 13h (UTC)
Distance to the coast (km)
Flight time (h)
Landing within 24h (0)
Landing within 48h (0)
Landing within 72h (0)
Landing within 120h (0)
No landing within 120h (51)
TPS deployment position
HRES (No landing)


Tue. 17/05, 19h (UTC)
Forecast date: Mon. 16/05, 12h (UTC)
Speed function: V10 speed.Hellick_2
Deployment date: Tue. 17/05, 19h (UTC)
Distance to the coast (km)
Flight time (h)
Landing within 24h (0)
Landing within 48h (0)
Landing within 72h (0)
Landing within 120h (0)
No landing within 120h (51)
TPS deployment position
HRES (No landing)

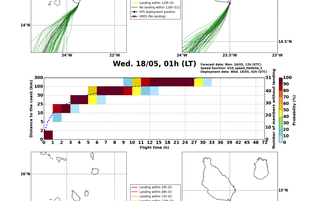
Wed. 18/05, 01h (UTC)
Forecast date: Mon. 16/05, 12h (UTC)
Speed function: V10 speed.Hellick_2
Deployment date: Wed. 18/05, 01h (UTC)
Distance to the coast (km)
Flight time (h)
Landing within 24h (0)
Landing within 48h (0)
Landing within 72h (0)
Landing within 120h (0)
No landing within 120h (51)
TPS deployment position
HRES (No landing)

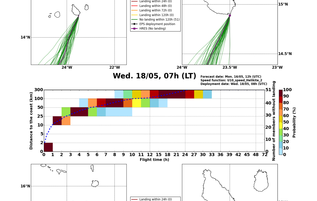
Wed. 18/05, 07h (UTC)
Forecast date: Mon. 16/05, 12h (UTC)
Speed function: V10 speed.Hellick_2
Deployment date: Wed. 18/05, 07h (UTC)
Distance to the coast (km)
Flight time (h)
Landing within 24h (0)
Landing within 48h (0)
Landing within 72h (0)
Landing within 120h (0)
No landing within 120h (51)
TPS deployment position
HRES (No landing)

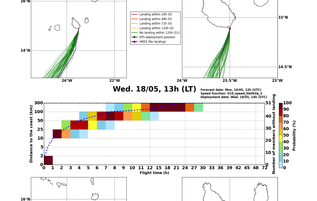
Wed. 18/05, 13h (UTC)
Forecast date: Mon. 16/05, 12h (UTC)
Speed function: V10 speed.Hellick_2
Deployment date: Wed. 18/05, 13h (UTC)
Distance to the coast (km)
Flight time (h)
Landing within 24h (0)
Landing within 48h (0)
Landing within 72h (0)
Landing within 120h (0)
No landing within 120h (51)
TPS deployment position
HRES (No landing)

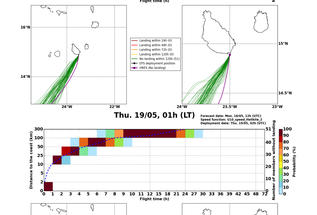
Thu. 19/05, 01h (UTC)
Forecast date: Mon. 16/05, 12h (UTC)
Speed function: V10 speed.Hellick_2
Deployment date: Thu. 19/05, 01h (UTC)
Distance to the coast (km)
Flight time (h)
Landing within 24h (0)
Landing within 48h (0)
Landing within 72h (0)
Landing within 120h (0)
No landing within 120h (51)
TPS deployment position
HRES (No landing)

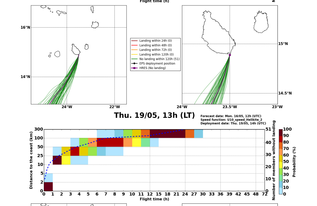
Thu. 19/05, 13h (UTC)
Forecast date: Mon. 16/05, 12h (UTC)
Speed function: V10 speed.Hellick_2
Deployment date: Thu. 19/05, 13h (UTC)
Distance to the coast (km)
Flight time (h)
Landing within 24h (0)
Landing within 48h (0)
Landing within 72h (0)
Landing within 120h (0)
No landing within 120h (51)
TPS deployment position
HRES (No landing)

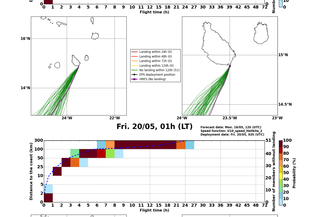
Fri. 20/05, 01h (UTC)
Forecast date: Mon. 16/05, 12h (UTC)
Speed function: V10 speed.Hellick_2
Deployment date: Fri. 20/05, 01h (UTC)
Distance to the coast (km)
Flight time (h)
Landing within 24h (0)
Landing within 48h (0)
Landing within 72h (0)
Landing within 120h (0)
No landing within 120h (51)
TPS deployment position
HRES (No landing)

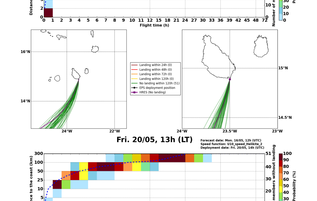
Fri. 20/05, 13h (UTC)
Forecast date: Mon. 16/05, 12h (UTC)
Speed function: V10 speed.Hellick_2
Deployment date: Fri. 20/05, 13h (UTC)
Distance to the coast (km)
Flight time (h)
Landing within 24h (0)
Landing within 48h (0)
Landing within 72h (0)
Landing within 120h (0)
No landing within 120h (51)
TPS deployment position
HRES (No landing)

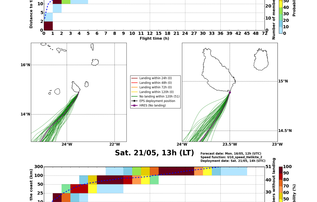
Sat. 21/05, 13h (UTC)
Forecast date: Mon. 16/05, 12h (UTC)
Speed function: V10 speed.Hellick_2
Deployment date: Sat. 21/05, 13h (UTC)
Distance to the coast (km)
Flight time (h)
Landing within 24h (0)
Landing within 48h (0)
Landing within 72h (0)
Landing within 120h (0)
No landing within 120h (51)
TPS deployment position
HRES (No landing)