
Analysis
Statistic forecast (ARDI)
Data not available
Forecast date: Wed. 22/06, 12h (UTC)
Site: Cazinot
Speed function: V10 speed (Holtslag_)
Mesocyclone: 1000m (10.00km/h2)
Deployment date (local)
Interrupt time (h)
Percentage of all clusters


Analysis
Statistic forecast (ARDI)
Data not available
Forecast date: Wed. 22/06, 12h (UTC)
Site: Cazinot
Speed function: V10 speed (Holtslag_)
Mesocyclone: 1000m (10.00km/h2)
Deployment date (local)
Interrupt time (h)
Percentage of all clusters


Deployment date (local)
TC Central Pressure at interrupt time (hPa)
Minimum TC pressure during measurement period (hPa)
Measurement time (h)
Wind at launch time (m/s)
Percentage of all clusters


Deployment date (local)
Minimum of pressure within 300km at interrupt time (hPa)
Deepest minimum of pressure within 300km during measurement period
Integrated RWZ (m/s)
Percentage of all clusters


Maximum forward trajectory duration : 10 days
Interrupt distance: 300km
Interrupt RWZ (hPa) : 10day(s)
Interrupt RWZ (IWV): 10day(s)
Site: Cazinot
Forecast date: Wed. 22/06, 12h (UTC)
Speed function: V10_speed_Holtslag_)
Deployment date: Thu. 23/06, 00h (UTC)
No interruption
Interruption from Named cyclone
Interruption from Tracked
Interruption from both
HRES
Percentage of flying balloons within a TC as a function of flight time
Normal cyclonic Rossby# - Number of IFS events (10days)

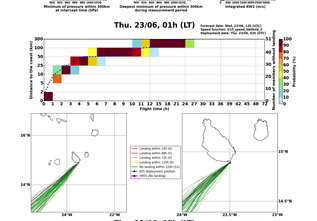
Thu. 23/06, 01h (LT)
Distance to the coast (km)
Flight time (h)
Landing within 24h 00
Landing within 48h 00
Landing within 72h 00
Landing within 120h 00
No landing within 120h 00
IFS deployment position
HRES (No landing)

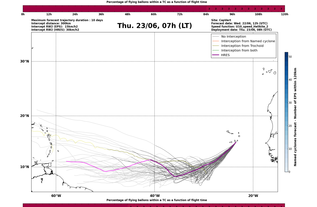
Maximum forward trajectory duration : 10 days
Interrupt distance: 300km
Interrupt RWZ (hPa) : 10day(s)
Interrupt RWZ (IWV): 10day(s)
Site: Cazinot
Forecast date: Wed. 22/06, 12h (UTC)
Speed function: V10_speed_Holtslag_)
Deployment date: Thu. 23/06, 06h (UTC)
No interruption
Interruption from Named cyclone
Interruption from Tracked
Interruption from both
HRES
Percentage of flying balloons within a TC as a function of flight time
Normal cyclonic Rossby# - Number of IFS events (10days)

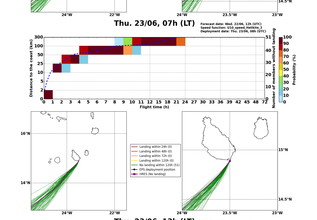
Thu. 23/06, 07h (LT)
Distance to the coast (km)
Flight time (h)
Landing within 24h 00
Landing within 48h 00
Landing within 72h 00
Landing within 120h 00
No landing within 120h 00
IFS deployment position
HRES (No landing)

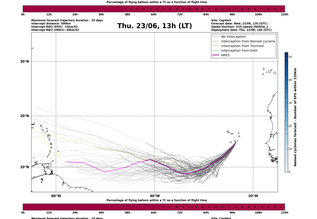
Maximum forward trajectory duration : 10 days
Interrupt distance: 300km
Interrupt RWZ (hPa) : 10day(s)
Interrupt RWZ (IWV): 10day(s)
Site: Cazinot
Forecast date: Wed. 22/06, 12h (UTC)
Speed function: V10_speed_Holtslag_)
Deployment date: Thu. 23/06, 12h (UTC)
No interruption
Interruption from Named cyclone
Interruption from Tracked
Interruption from both
HRES
Percentage of flying balloons within a TC as a function of flight time
Normal cyclonic Rossby# - Number of IFS events (10days)

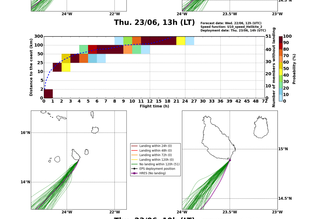
Thu. 23/06, 13h (LT)
Distance to the coast (km)
Flight time (h)
Landing within 24h 00
Landing within 48h 00
Landing within 72h 00
Landing within 120h 00
No landing within 120h 00
IFS deployment position
HRES (No landing)

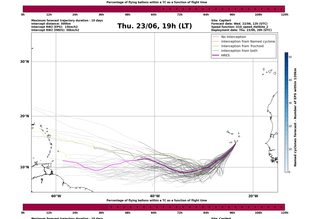
Maximum forward trajectory duration : 10 days
Interrupt distance: 300km
Interrupt RWZ (hPa) : 10day(s)
Interrupt RWZ (IWV): 10day(s)
Site: Cazinot
Forecast date: Wed. 22/06, 12h (UTC)
Speed function: V10_speed_Holtslag_)
Deployment date: Thu. 23/06, 18h (UTC)
No interruption
Interruption from Named cyclone
Interruption from Tracked
Interruption from both
HRES
Percentage of flying balloons within a TC as a function of flight time
Normal cyclonic Rossby# - Number of IFS events (10days)

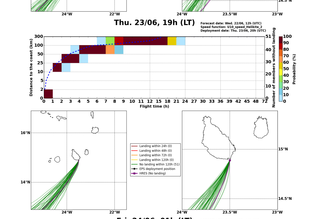
Thu. 23/06, 19h (LT)
Distance to the coast (km)
Flight time (h)
Landing within 24h 00
Landing within 48h 00
Landing within 72h 00
Landing within 120h 00
No landing within 120h 00
IFS deployment position
HRES (No landing)

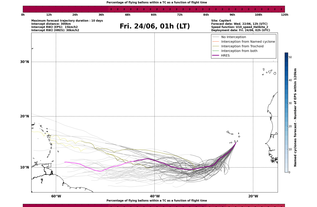
Maximum forward trajectory duration : 10 days
Interrupt distance: 300km
Interrupt RWZ (hPa) : 10day(s)
Interrupt RWZ (IWV): 10day(s)
Site: Cazinot
Forecast date: Wed. 22/06, 12h (UTC)
Speed function: V10_speed_Holtslag_)
Deployment date: Fri. 24/06, 00h (UTC)
No interruption
Interruption from Named cyclone
Interruption from Tracked
Interruption from both
HRES
Percentage of flying balloons within a TC as a function of flight time
Normal cyclonic Rossby# - Number of IFS events (10days)

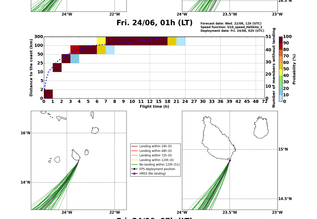
Fri. 24/06, 01h (LT)
Distance to the coast (km)
Flight time (h)
Landing within 24h 00
Landing within 48h 00
Landing within 72h 00
Landing within 120h 00
No landing within 120h 00
IFS deployment position
HRES (No landing)

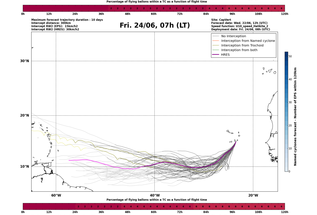
Maximum forward trajectory duration : 10 days
Interrupt distance: 300km
Interrupt RWZ (hPa) : 10day(s)
Interrupt RWZ (IWV): 10day(s)
Site: Cazinot
Forecast date: Wed. 22/06, 12h (UTC)
Speed function: V10_speed_Holtslag_)
Deployment date: Fri. 24/06, 06h (UTC)
No interruption
Interruption from Named cyclone
Interruption from Tracked
Interruption from both
HRES
Percentage of flying balloons within a TC as a function of flight time
Normal cyclonic Rossby# - Number of IFS events (10days)

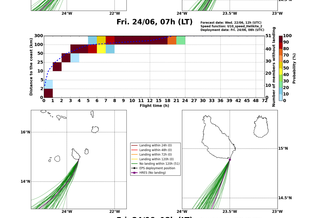
Fri. 24/06, 07h (LT)
Distance to the coast (km)
Flight time (h)
Landing within 24h 00
Landing within 48h 00
Landing within 72h 00
Landing within 120h 00
No landing within 120h 00
IFS deployment position
HRES (No landing)

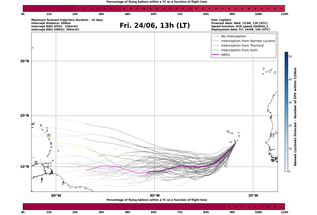
Maximum forward trajectory duration : 10 days
Interrupt distance: 300km
Interrupt RWZ (hPa) : 10day(s)
Interrupt RWZ (IWV): 10day(s)
Site: Cazinot
Forecast date: Wed. 22/06, 12h (UTC)
Speed function: V10_speed_Holtslag_)
Deployment date: Fri. 24/06, 12h (UTC)
No interruption
Interruption from Named cyclone
Interruption from Tracked
Interruption from both
HRES
Percentage of flying balloons within a TC as a function of flight time
Normal cyclonic Rossby# - Number of IFS events (10days)

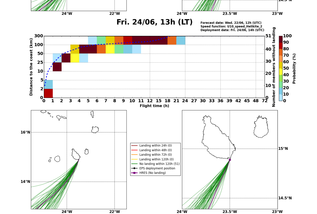
Fri. 24/06, 13h (LT)
Distance to the coast (km)
Flight time (h)
Landing within 24h 00
Landing within 48h 00
Landing within 72h 00
Landing within 120h 00
No landing within 120h 00
IFS deployment position
HRES (No landing)

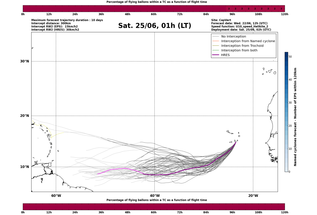
Maximum forward trajectory duration : 10 days
Interrupt distance: 300km
Interrupt RWZ (hPa) : 10day(s)
Interrupt RWZ (IWV): 10day(s)
Site: Cazinot
Forecast date: Wed. 22/06, 12h (UTC)
Speed function: V10_speed_Holtslag_)
Deployment date: Sat. 25/06, 00h (UTC)
No interruption
Interruption from Named cyclone
Interruption from Tracked
Interruption from both
HRES
Percentage of flying balloons within a TC as a function of flight time
Normal cyclonic Rossby# - Number of IFS events (10days)

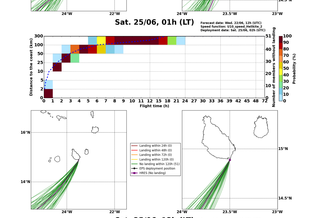
Sat. 25/06, 01h (LT)
Distance to the coast (km)
Flight time (h)
Landing within 24h 00
Landing within 48h 00
Landing within 72h 00
Landing within 120h 00
No landing within 120h 00
IFS deployment position
HRES (No landing)

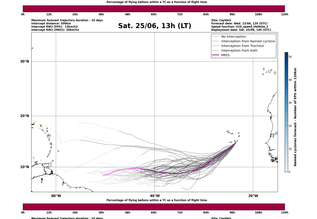
Maximum forward trajectory duration : 10 days
Interrupt distance: 300km
Interrupt RWZ (hPa) : 10day(s)
Interrupt RWZ (IWV): 10day(s)
Site: Cazinot
Forecast date: Wed. 22/06, 12h (UTC)
Speed function: V10_speed_Holtslag_)
Deployment date: Sat. 25/06, 06h (UTC)
No interruption
Interruption from Named cyclone
Interruption from Tracked
Interruption from both
HRES
Percentage of flying balloons within a TC as a function of flight time
Normal cyclonic Rossby# - Number of IFS events (10days)

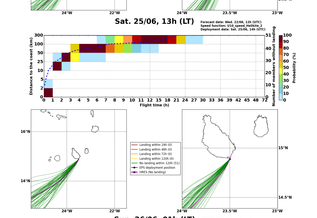
Sat. 25/06, 13h (LT)
Distance to the coast (km)
Flight time (h)
Landing within 24h 00
Landing within 48h 00
Landing within 72h 00
Landing within 120h 00
No landing within 120h 00
IFS deployment position
HRES (No landing)

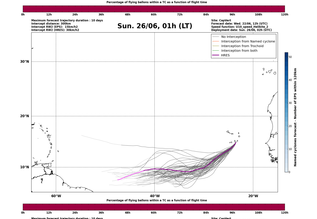
Maximum forward trajectory duration : 10 days
Interrupt distance: 300km
Interrupt RWZ (hPa) : 10day(s)
Interrupt RWZ (IWV): 10day(s)
Site: Cazinot
Forecast date: Wed. 22/06, 12h (UTC)
Speed function: V10_speed_Holtslag_)
Deployment date: Sun. 26/06, 00h (UTC)
No interruption
Interruption from Named cyclone
Interruption from Tracked
Interruption from both
HRES
Percentage of flying balloons within a TC as a function of flight time
Normal cyclonic Rossby# - Number of IFS events (10days)

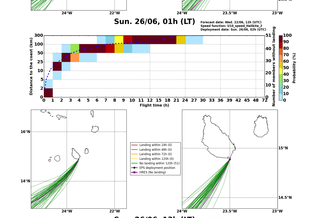
Sun. 26/06, 01h (LT)
Distance to the coast (km)
Flight time (h)
Landing within 24h 00
Landing within 48h 00
Landing within 72h 00
Landing within 120h 00
No landing within 120h 00
IFS deployment position
HRES (No landing)

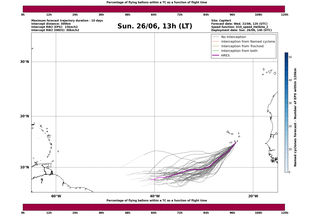
Maximum forward trajectory duration : 10 days
Interrupt distance: 300km
Interrupt RWZ (hPa) : 10day(s)
Interrupt RWZ (IWV): 10day(s)
Site: Cazinot
Forecast date: Wed. 22/06, 12h (UTC)
Speed function: V10_speed_Holtslag_)
Deployment date: Sun. 26/06, 06h (UTC)
No interruption
Interruption from Named cyclone
Interruption from Tracked
Interruption from both
HRES
Percentage of flying balloons within a TC as a function of flight time
Normal cyclonic Rossby# - Number of IFS events (10days)

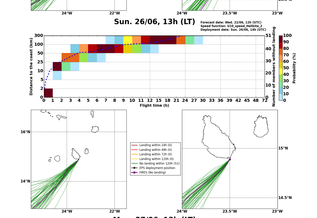
Sun. 26/06, 13h (LT)
Distance to the coast (km)
Flight time (h)
Landing within 24h 00
Landing within 48h 00
Landing within 72h 00
Landing within 120h 00
No landing within 120h 00
IFS deployment position
HRES (No landing)

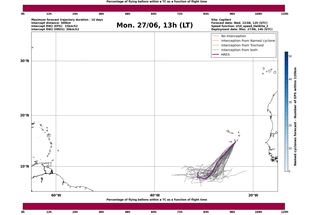
Maximum forward trajectory duration : 10 days
Interrupt distance: 300km
Interrupt RWZ (hPa) : 10day(s)
Interrupt RWZ (IWV): 10day(s)
Site: Cazinot
Forecast date: Wed. 22/06, 12h (UTC)
Speed function: V10_speed_Holtslag_)
Deployment date: Mon. 27/06, 00h (UTC)
No interruption
Interruption from Named cyclone
Interruption from Tracked
Interruption from both
HRES
Percentage of flying balloons within a TC as a function of flight time
Normal cyclonic Rossby# - Number of IFS events (10days)

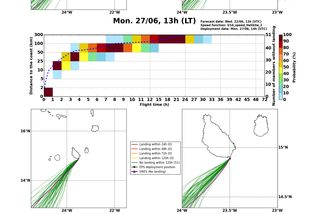
Mon. 27/06, 13h (LT)
Distance to the coast (km)
Flight time (h)
Landing within 24h 00
Landing within 48h 00
Landing within 72h 00
Landing within 120h 00
No landing within 120h 00
IFS deployment position
HRES (No landing)