



Analysis
Deterministic forecast (HRES)
Data not available
Forecast date: Fri. 01/07, 00h (UTC)
Site: Cayirot
Speed function: V10_speed_Holtslo_2
Mission duration: 10 days
Interval: 3000m
Fri. 01/07, 13h
Sat. 02/07, 01h
Sat. 02/07, 07h
Sat. 02/07, 13h
Sat. 02/07, 19h
Sun. 03/07, 01h
Sun. 03/07, 07h
Mon. 04/07, 01h
Mon. 04/07, 07h
Tue. 05/07, 01h
Wed. 06/07, 01h
Deterministic date (CET)
Interrupt time (h)
Percentage of all runners (%)
Measurement time (h)
TC Central Pressure at interrupt time (hPa)
Minimum TC pressure during measurement period (hPa)
Wind at launch time (m/s)
Minimum of pressure within 300km at interrupt time (hPa)
Deepest minimum of pressure within 300km during measurement period
Integrated RWZ (m/s)



Fri. 01/07, 13h (UTC)
Maximum forward trajectory duration : 10 days
Interrupt distance: 3000m
Interrupt RWZ (CEP50) : 10km/s
Interrupt RWZ (CEP90) : 30km/s
Site: Cayirot
Forecast date: Fri. 01/07, 00h (UTC)
Speed function: V10_speed_Holtslo_2
Deployment date: Fri. 01/07, 13h (UTC)
No interception
Interception from Normed cyclone
Interception from Tracked
Interception from both
HRES
Percentage of flying ballons within a TC as a function of flight time
Normed cyclones threshold - Number of HPA covers 1 Degree


Fri. 01/07, 19h (UTC)
Maximum forward trajectory duration : 10 days
Interrupt distance: 3000m
Interrupt RWZ (CEP50) : 10km/s
Interrupt RWZ (CEP90) : 30km/s
Site: Cayirot
Forecast date: Fri. 01/07, 00h (UTC)
Speed function: V10_speed_Holtslo_2
Deployment date: Fri. 01/07, 19h (UTC)
No interception
Interception from Normed cyclone
Interception from Tracked
Interception from both
HRES
Percentage of flying ballons within a TC as a function of flight time
Normed cyclones threshold - Number of HPA covers 1 Degree



Sat. 02/07, 01h (UTC)
Maximum forward trajectory duration : 10 days
Interrupt distance: 3000m
Interrupt RWZ (CEP50) : 10km/s
Interrupt RWZ (CEP90) : 30km/s
Site: Cayirot
Forecast date: Fri. 01/07, 00h (UTC)
Speed function: V10_speed_Holtslo_2
Deployment date: Sat. 02/07, 01h (UTC)
No interception
Interception from Normed cyclone
Interception from Tracked
Interception from both
HRES
Percentage of flying ballons within a TC as a function of flight time
Normed cyclones threshold - Number of HPA covers 1 Degree



Sat. 02/07, 07h (UTC)
Maximum forward trajectory duration : 10 days
Interrupt distance: 3000m
Interrupt RWZ (CEP50) : 10km/s
Interrupt RWZ (CEP90) : 30km/s
Site: Cayirot
Forecast date: Fri. 01/07, 00h (UTC)
Speed function: V10_speed_Holtslo_2
Deployment date: Sat. 02/07, 07h (UTC)
No interception
Interception from Normed cyclone
Interception from Tracked
Interception from both
HRES
Percentage of flying ballons within a TC as a function of flight time
Normed cyclones threshold - Number of HPA covers 1 Degree



Sat. 02/07, 13h (UTC)
Maximum forward trajectory duration : 10 days
Interrupt distance: 3000m
Interrupt RWZ (CEP50) : 10km/s
Interrupt RWZ (CEP90) : 30km/s
Site: Cayirot
Forecast date: Fri. 01/07, 00h (UTC)
Speed function: V10_speed_Holtslo_2
Deployment date: Sat. 02/07, 13h (UTC)
No interception
Interception from Normed cyclone
Interception from Tracked
Interception from both
HRES
Percentage of flying ballons within a TC as a function of flight time
Normed cyclones threshold - Number of HPA covers 1 Degree


Sat. 02/07, 19h (UTC)
Maximum forward trajectory duration : 10 days
Interrupt distance: 3000m
Interrupt RWZ (CEP50) : 10km/s
Interrupt RWZ (CEP90) : 30km/s
Site: Cayirot
Forecast date: Fri. 01/07, 00h (UTC)
Speed function: V10_speed_Holtslo_2
Deployment date: Sat. 02/07, 19h (UTC)
No interception
Interception from Normed cyclone
Interception from Tracked
Interception from both
HRES
Percentage of flying ballons within a TC as a function of flight time
Normed cyclones threshold - Number of HPA covers 1 Degree



Sun. 03/07, 01h (UTC)
Maximum forward trajectory duration : 10 days
Interrupt distance: 3000m
Interrupt RWZ (CEP50) : 10km/s
Interrupt RWZ (CEP90) : 30km/s
Site: Cayirot
Forecast date: Fri. 01/07, 00h (UTC)
Speed function: V10_speed_Holtslo_2
Deployment date: Sun. 03/07, 01h (UTC)
No interception
Interception from Normed cyclone
Interception from Tracked
Interception from both
HRES
Percentage of flying ballons within a TC as a function of flight time
Normed cyclones threshold - Number of HPA covers 1 Degree

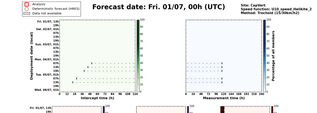

Sun. 03/07, 13h (UTC)
Maximum forward trajectory duration : 10 days
Interrupt distance: 3000m
Interrupt RWZ (CEP50) : 10km/s
Interrupt RWZ (CEP90) : 30km/s
Site: Cayirot
Forecast date: Fri. 01/07, 00h (UTC)
Speed function: V10_speed_Holtslo_2
Deployment date: Sun. 03/07, 13h (UTC)
No interception
Interception from Normed cyclone
Interception from Tracked
Interception from both
HRES
Percentage of flying ballons within a TC as a function of flight time
Normed cyclones threshold - Number of HPA covers 1 Degree



Mon. 04/07, 01h (UTC)
Maximum forward trajectory duration : 10 days
Interrupt distance: 3000m
Interrupt RWZ (CEP50) : 10km/s
Interrupt RWZ (CEP90) : 30km/s
Site: Cayirot
Forecast date: Fri. 01/07, 00h (UTC)
Speed function: V10_speed_Holtslo_2
Deployment date: Mon. 04/07, 01h (UTC)
No interception
Interception from Normed cyclone
Interception from Tracked
Interception from both
HRES
Percentage of flying ballons within a TC as a function of flight time
Normed cyclones threshold - Number of HPA covers 1 Degree

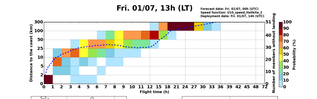

Mon. 04/07, 13h (UTC)
Maximum forward trajectory duration : 10 days
Interrupt distance: 3000m
Interrupt RWZ (CEP50) : 10km/s
Interrupt RWZ (CEP90) : 30km/s
Site: Cayirot
Forecast date: Fri. 01/07, 00h (UTC)
Speed function: V10_speed_Holtslo_2
Deployment date: Mon. 04/07, 13h (UTC)
No interception
Interception from Normed cyclone
Interception from Tracked
Interception from both
HRES
Percentage of flying ballons within a TC as a function of flight time
Normed cyclones threshold - Number of HPA covers 1 Degree

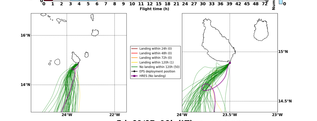

Tue. 05/07, 01h (UTC)
Maximum forward trajectory duration : 10 days
Interrupt distance: 3000m
Interrupt RWZ (CEP50) : 10km/s
Interrupt RWZ (CEP90) : 30km/s
Site: Cayirot
Forecast date: Fri. 01/07, 00h (UTC)
Speed function: V10_speed_Holtslo_2
Deployment date: Tue. 05/07, 01h (UTC)
No interception
Interception from Normed cyclone
Interception from Tracked
Interception from both
HRES
Percentage of flying ballons within a TC as a function of flight time
Normed cyclones threshold - Number of HPA covers 1 Degree



Wed. 06/07, 01h (UTC)
Maximum forward trajectory duration : 10 days
Interrupt distance: 3000m
Interrupt RWZ (CEP50) : 10km/s
Interrupt RWZ (CEP90) : 30km/s
Site: Cayirot
Forecast date: Fri. 01/07, 00h (UTC)
Speed function: V10_speed_Holtslo_2
Deployment date: Wed. 06/07, 01h (UTC)
No interception
Interception from Normed cyclone
Interception from Tracked
Interception from both
HRES
Percentage of flying ballons within a TC as a function of flight time
Normed cyclones threshold - Number of HPA covers 1 Degree



Analysis
Deterministic forecast (HRES)
Data not available
Forecast date: Fri. 01/07, 00h (UTC)
Site: Cayirot
Speed function: V10_speed_Holtslo_2
Mission duration: 10 days
Fri. 01/07, 13h
Sat. 02/07, 01h
Sat. 02/07, 07h
Sat. 02/07, 13h
Sat. 02/07, 19h
Sun. 03/07, 01h
Sun. 03/07, 07h
Mon. 04/07, 01h
Mon. 04/07, 07h
Tue. 05/07, 01h
Wed. 06/07, 01h
Deterministic date (CET)
Interrupt time (h)
Percentage of all runners (%)
Measurement time (h)
TC Central Pressure at interrupt time (hPa)
Minimum TC pressure during measurement period (hPa)
Wind at launch time (m/s)
Minimum of pressure within 300km at interrupt time (hPa)
Deepest minimum of pressure within 300km during measurement period
Integrated RWZ (m/s)



Fri. 01/07, 13h (UTC)
Forecast date: Fri. 01/07, 00h (UTC)
Speed function: V10_speed_Holtslo_2
Deployment date: Fri. 01/07, 13h (UTC)
Distance to the coast (km)
Flight time (h)
Landing within 24h (Q)
Landing within 48h (Q)
Landing within 72h (Q)
No landing within 72h (Q)
Landing within 120h (Q)
No landing within 120h (Q)
PPS deployment position
HRES (No landing)



Fri. 01/07, 19h (UTC)
Forecast date: Fri. 01/07, 00h (UTC)
Speed function: V10_speed_Holtslo_2
Deployment date: Fri. 01/07, 19h (UTC)
Distance to the coast (km)
Flight time (h)
Landing within 24h (Q)
Landing within 48h (Q)
Landing within 72h (Q)
No landing within 72h (Q)
Landing within 120h (Q)
No landing within 120h (Q)
PPS deployment position
HRES (No landing)

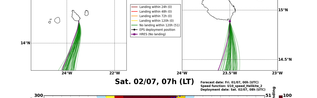

Sat. 02/07, 01h (UTC)
Forecast date: Fri. 01/07, 00h (UTC)
Speed function: V10_speed_Holtslo_2
Deployment date: Sat. 02/07, 01h (UTC)
Distance to the coast (km)
Flight time (h)
Landing within 24h (Q)
Landing within 48h (Q)
Landing within 72h (Q)
No landing within 72h (Q)
Landing within 120h (Q)
No landing within 120h (Q)
PPS deployment position
HRES (No landing)



Sat. 02/07, 07h (UTC)
Forecast date: Fri. 01/07, 00h (UTC)
Speed function: V10_speed_Holtslo_2
Deployment date: Sat. 02/07, 07h (UTC)
Distance to the coast (km)
Flight time (h)
Landing within 24h (Q)
Landing within 48h (Q)
Landing within 72h (Q)
No landing within 72h (Q)
Landing within 120h (Q)
No landing within 120h (Q)
PPS deployment position
HRES (No landing)



Sat. 02/07, 13h (UTC)
Forecast date: Fri. 01/07, 00h (UTC)
Speed function: V10_speed_Holtslo_2
Deployment date: Sat. 02/07, 13h (UTC)
Distance to the coast (km)
Flight time (h)
Landing within 24h (Q)
Landing within 48h (Q)
Landing within 72h (Q)
No landing within 72h (Q)
Landing within 120h (Q)
No landing within 120h (Q)
PPS deployment position
HRES (No landing)



Sat. 02/07, 19h (UTC)
Forecast date: Fri. 01/07, 00h (UTC)
Speed function: V10_speed_Holtslo_2
Deployment date: Sat. 02/07, 19h (UTC)
Distance to the coast (km)
Flight time (h)
Landing within 24h (Q)
Landing within 48h (Q)
Landing within 72h (Q)
No landing within 72h (Q)
Landing within 120h (Q)
No landing within 120h (Q)
PPS deployment position
HRES (No landing)



Sun. 03/07, 01h (UTC)
Forecast date: Fri. 01/07, 00h (UTC)
Speed function: V10_speed_Holtslo_2
Deployment date: Sun. 03/07, 01h (UTC)
Distance to the coast (km)
Flight time (h)
Landing within 24h (Q)
Landing within 48h (Q)
Landing within 72h (Q)
No landing within 72h (Q)
Landing within 120h (Q)
No landing within 120h (Q)
PPS deployment position
HRES (No landing)


Sun. 03/07, 13h (UTC)
Forecast date: Fri. 01/07, 00h (UTC)
Speed function: V10_speed_Holtslo_2
Deployment date: Sun. 03/07, 13h (UTC)
Distance to the coast (km)
Flight time (h)
Landing within 24h (Q)
Landing within 48h (Q)
Landing within 72h (Q)
No landing within 72h (Q)
Landing within 120h (Q)
No landing within 120h (Q)
PPS deployment position
HRES (No landing)


Mon. 04/07, 01h (UTC)
Forecast date: Fri. 01/07, 00h (UTC)
Speed function: V10_speed_Holtslo_2
Deployment date: Mon. 04/07, 01h (UTC)
Distance to the coast (km)
Flight time (h)
Landing within 24h (Q)
Landing within 48h (Q)
Landing within 72h (Q)
No landing within 72h (Q)
Landing within 120h (Q)
No landing within 120h (Q)
PPS deployment position
HRES (No landing)


Mon. 04/07, 13h (UTC)
Forecast date: Fri. 01/07, 00h (UTC)
Speed function: V10_speed_Holtslo_2
Deployment date: Mon. 04/07, 13h (UTC)
Distance to the coast (km)
Flight time (h)
Landing within 24h (Q)
Landing within 48h (Q)
Landing within 72h (Q)
No landing within 72h (Q)
Landing within 120h (Q)
No landing within 120h (Q)
PPS deployment position
HRES (No landing)


Tue. 05/07, 01h (UTC)
Forecast date: Fri. 01/07, 00h (UTC)
Speed function: V10_speed_Holtslo_2
Deployment date: Tue. 05/07, 01h (UTC)
Distance to the coast (km)
Flight time (h)
Landing within 24h (Q)
Landing within 48h (Q)
Landing within 72h (Q)
No landing within 72h (Q)
Landing within 120h (Q)
No landing within 120h (Q)
PPS deployment position
HRES (No landing)


Wed. 06/07, 01h (UTC)
Forecast date: Fri. 01/07, 00h (UTC)
Speed function: V10_speed_Holtslo_2
Deployment date: Wed. 06/07, 01h (UTC)
Distance to the coast (km)
Flight time (h)
Landing within 24h (Q)
Landing within 48h (Q)
Landing within 72h (Q)
No landing within 72h (Q)
Landing within 120h (Q)
No landing within 120h (Q)
PPS deployment position
HRES (No landing)