
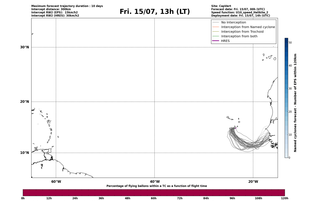
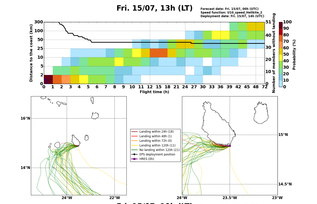
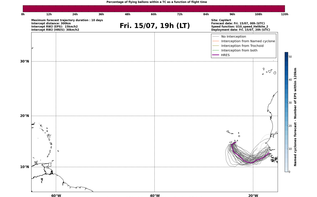
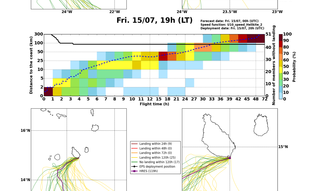

Analysis
Deterministic forecast (HRES)
Data not available
Forecast date: Fri. 15/07, 00h (UTC)
Site: Cayirlez
Speed function: V10_speed_Holtslag_2
Mechanical turbulence (100m)

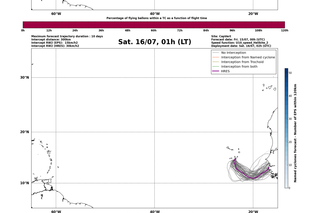

Fri. 15/07, 13h
Sat. 16/07, 01h
Sat. 16/07, 13h
Mon. 18/07, 01h
Mon. 18/07, 13h
Tue. 19/07, 01h
Wed. 20/07, 01h
Deterministic date (CET)
Interrupt Time (h)
Percentage of all runners (%)
Measurement time (h)
TC Central Pressure at interrupt time (hPa)
Minimum TC pressure during measurement period (hPa)
Wind at launch time (m/s)
Minimum of pressure within 300km at interrupt time (hPa)
Deepest minimum of pressure within 300km during measurement period
Integrated RWZ (m/s)

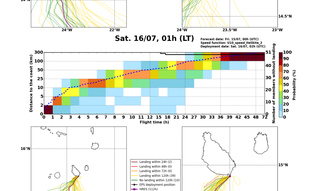

Fri. 15/07, 13h (UTC)
Maximum forward trajectory duration : 10 days
Interrupt distance: 2000km
Interrupt RWZ (50%) : 50km/s
Interrupt RWZ (90%) : 90km/s
Site: Cayirlez
Forecast date: Fri. 15/07, 00h (UTC)
Speed function: V10_speed_Holtslag_2
Deployment date: Fri. 15/07, 13h (UTC)
No interruption
Interruption from Northern cyclone
Interruption from Southern cyclone
Interruption from Trochoid
Interruption from both
HRES
Percentage of flying balloons within a TC as a function of flight time
Nearest cyclones Hurricane - Number of GFS ensem. Cyclones

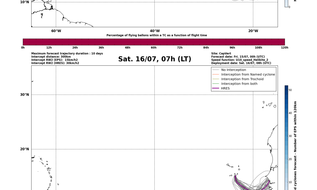

Fri. 15/07, 13h (UTC)
Forecast date: Fri. 15/07, 00h (UTC)
Speed function: V10_speed_Holtslag_2
Deployment date: Fri. 15/07, 13h (UTC)
Distance to the coast (km)
Flight time (h)
Landing within 24h (2)
Landing within 48h (0)
Landing within 72h (0)
Landing within 120h (11)
No landing within 120h (0)
TPS deployment position
HRES (0h)

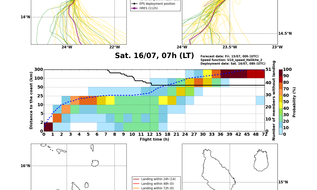

Fri. 15/07, 19h (UTC)
Maximum forward trajectory duration : 10 days
Interrupt distance: 2000km
Interrupt RWZ (50%) : 50km/s
Interrupt RWZ (90%) : 90km/s
Site: Cayirlez
Forecast date: Fri. 15/07, 00h (UTC)
Speed function: V10_speed_Holtslag_2
Deployment date: Fri. 15/07, 19h (UTC)
No interruption
Interruption from Northern cyclone
Interruption from Southern cyclone
Interruption from Trochoid
Interruption from both
HRES
Percentage of flying balloons within a TC as a function of flight time
Nearest cyclones Hurricane - Number of GFS ensem. Cyclones

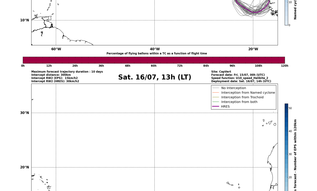

Fri. 15/07, 19h (UTC)
Forecast date: Fri. 15/07, 00h (UTC)
Speed function: V10_speed_Holtslag_2
Deployment date: Fri. 15/07, 19h (UTC)
Distance to the coast (km)
Flight time (h)
Landing within 24h (0)
Landing within 48h (0)
Landing within 72h (0)
Landing within 120h (11)
No landing within 120h (0)
TPS deployment position
HRES (120h)

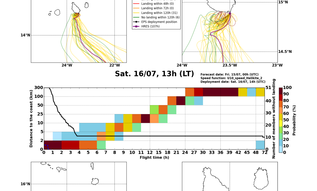

Sat. 16/07, 01h (UTC)
Maximum forward trajectory duration : 10 days
Interrupt distance: 2000km
Interrupt RWZ (50%) : 50km/s
Interrupt RWZ (90%) : 90km/s
Site: Cayirlez
Forecast date: Fri. 15/07, 00h (UTC)
Speed function: V10_speed_Holtslag_2
Deployment date: Sat. 16/07, 01h (UTC)
No interruption
Interruption from Northern cyclone
Interruption from Southern cyclone
Interruption from Trochoid
Interruption from both
HRES
Percentage of flying balloons within a TC as a function of flight time
Nearest cyclones Hurricane - Number of GFS ensem. Cyclones

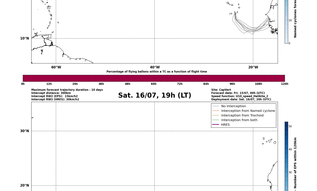

Sat. 16/07, 01h (UTC)
Forecast date: Fri. 15/07, 00h (UTC)
Speed function: V10_speed_Holtslag_2
Deployment date: Sat. 16/07, 01h (UTC)
Distance to the coast (km)
Flight time (h)
Landing within 24h (0)
Landing within 48h (0)
Landing within 72h (0)
Landing within 120h (11)
No landing within 120h (0)
TPS deployment position
HRES (120h)

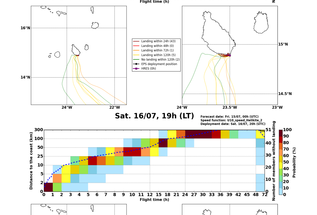

Sat. 16/07, 07h (UTC)
Maximum forward trajectory duration : 10 days
Interrupt distance: 2000km
Interrupt RWZ (50%) : 50km/s
Interrupt RWZ (90%) : 90km/s
Site: Cayirlez
Forecast date: Fri. 15/07, 00h (UTC)
Speed function: V10_speed_Holtslag_2
Deployment date: Sat. 16/07, 07h (UTC)
No interruption
Interruption from Northern cyclone
Interruption from Southern cyclone
Interruption from Trochoid
Interruption from both
HRES
Percentage of flying balloons within a TC as a function of flight time
Nearest cyclones Hurricane - Number of GFS ensem. Cyclones

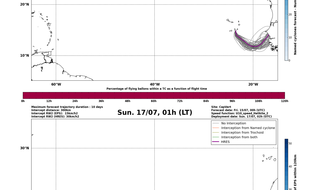

Sat. 16/07, 07h (UTC)
Forecast date: Fri. 15/07, 00h (UTC)
Speed function: V10_speed_Holtslag_2
Deployment date: Sat. 16/07, 07h (UTC)
Distance to the coast (km)
Flight time (h)
Landing within 24h (0)
Landing within 48h (0)
Landing within 72h (0)
Landing within 120h (11)
No landing within 120h (0)
TPS deployment position
HRES (120h)

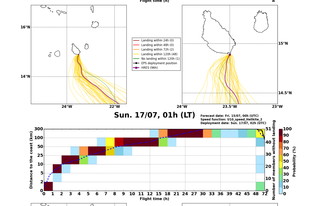

Sat. 16/07, 13h (UTC)
Maximum forward trajectory duration : 10 days
Interrupt distance: 2000km
Interrupt RWZ (50%) : 50km/s
Interrupt RWZ (90%) : 90km/s
Site: Cayirlez
Forecast date: Fri. 15/07, 00h (UTC)
Speed function: V10_speed_Holtslag_2
Deployment date: Sat. 16/07, 13h (UTC)
No interruption
Interruption from Northern cyclone
Interruption from Southern cyclone
Interruption from Trochoid
Interruption from both
HRES
Percentage of flying balloons within a TC as a function of flight time
Nearest cyclones Hurricane - Number of GFS ensem. Cyclones

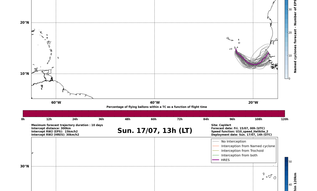

Sat. 16/07, 13h (UTC)
Forecast date: Fri. 15/07, 00h (UTC)
Speed function: V10_speed_Holtslag_2
Deployment date: Sat. 16/07, 13h (UTC)
Distance to the coast (km)
Flight time (h)
Landing within 24h (0)
Landing within 48h (0)
Landing within 72h (0)
Landing within 120h (11)
No landing within 120h (0)
TPS deployment position
HRES (120h)

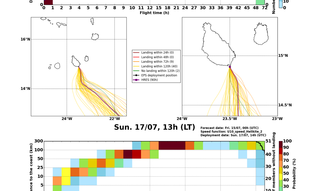

Sat. 16/07, 19h (UTC)
Maximum forward trajectory duration : 10 days
Interrupt distance: 2000km
Interrupt RWZ (50%) : 50km/s
Interrupt RWZ (90%) : 90km/s
Site: Cayirlez
Forecast date: Fri. 15/07, 00h (UTC)
Speed function: V10_speed_Holtslag_2
Deployment date: Sat. 16/07, 19h (UTC)
No interruption
Interruption from Northern cyclone
Interruption from Southern cyclone
Interruption from Trochoid
Interruption from both
HRES
Percentage of flying balloons within a TC as a function of flight time
Nearest cyclones Hurricane - Number of GFS ensem. Cyclones

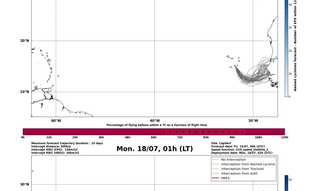

Sat. 16/07, 19h (UTC)
Forecast date: Fri. 15/07, 00h (UTC)
Speed function: V10_speed_Holtslag_2
Deployment date: Sat. 16/07, 19h (UTC)
Distance to the coast (km)
Flight time (h)
Landing within 24h (0)
Landing within 48h (0)
Landing within 72h (0)
Landing within 120h (11)
No landing within 120h (0)
TPS deployment position
HRES (120h)



Sun. 17/07, 01h (UTC)
Maximum forward trajectory duration : 10 days
Interrupt distance: 2000km
Interrupt RWZ (50%) : 50km/s
Interrupt RWZ (90%) : 90km/s
Site: Cayirlez
Forecast date: Fri. 15/07, 00h (UTC)
Speed function: V10_speed_Holtslag_2
Deployment date: Sun. 17/07, 01h (UTC)
No interruption
Interruption from Northern cyclone
Interruption from Southern cyclone
Interruption from Trochoid
Interruption from both
HRES
Percentage of flying balloons within a TC as a function of flight time
Nearest cyclones Hurricane - Number of GFS ensem. Cyclones

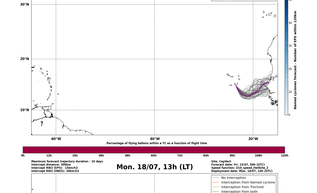

Sun. 17/07, 01h (UTC)
Forecast date: Fri. 15/07, 00h (UTC)
Speed function: V10_speed_Holtslag_2
Deployment date: Sun. 17/07, 01h (UTC)
Distance to the coast (km)
Flight time (h)
Landing within 24h (0)
Landing within 48h (0)
Landing within 72h (0)
Landing within 120h (40)
No landing within 120h (0)
TPS deployment position
HRES (96h)

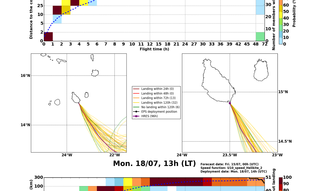

Sun. 17/07, 13h (UTC)
Maximum forward trajectory duration : 10 days
Interrupt distance: 2000km
Interrupt RWZ (50%) : 50km/s
Interrupt RWZ (90%) : 90km/s
Site: Cayirlez
Forecast date: Fri. 15/07, 00h (UTC)
Speed function: V10_speed_Holtslag_2
Deployment date: Sun. 17/07, 13h (UTC)
No interruption
Interruption from Northern cyclone
Interruption from Southern cyclone
Interruption from Trochoid
Interruption from both
HRES
Percentage of flying balloons within a TC as a function of flight time
Nearest cyclones Hurricane - Number of GFS ensem. Cyclones

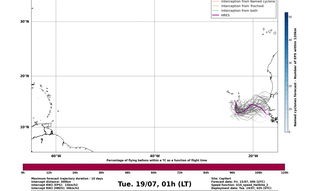

Sun. 17/07, 13h (UTC)
Forecast date: Fri. 15/07, 00h (UTC)
Speed function: V10_speed_Holtslag_2
Deployment date: Sun. 17/07, 13h (UTC)
Distance to the coast (km)
Flight time (h)
Landing within 24h (0)
Landing within 48h (0)
Landing within 72h (0)
Landing within 120h (40)
No landing within 120h (0)
TPS deployment position
HRES (96h)

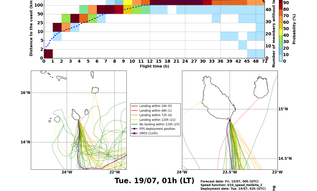

Mon. 18/07, 01h (UTC)
Maximum forward trajectory duration : 10 days
Interrupt distance: 2000km
Interrupt RWZ (50%) : 50km/s
Interrupt RWZ (90%) : 90km/s
Site: Cayirlez
Forecast date: Fri. 15/07, 00h (UTC)
Speed function: V10_speed_Holtslag_2
Deployment date: Mon. 18/07, 01h (UTC)
No interruption
Interruption from Northern cyclone
Interruption from Southern cyclone
Interruption from Trochoid
Interruption from both
HRES
Percentage of flying balloons within a TC as a function of flight time
Nearest cyclones Hurricane - Number of GFS ensem. Cyclones

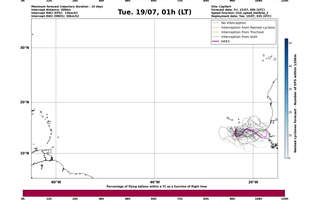

Mon. 18/07, 01h (UTC)
Forecast date: Fri. 15/07, 00h (UTC)
Speed function: V10_speed_Holtslag_2
Deployment date: Mon. 18/07, 01h (UTC)
Distance to the coast (km)
Flight time (h)
Landing within 24h (0)
Landing within 48h (0)
Landing within 72h (0)
Landing within 120h (0)
No landing within 120h (40)
TPS deployment position
HRES (96h)

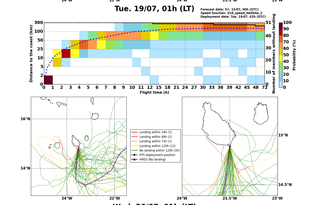

Mon. 18/07, 13h (UTC)
Maximum forward trajectory duration : 10 days
Interrupt distance: 2000km
Interrupt RWZ (50%) : 50km/s
Interrupt RWZ (90%) : 90km/s
Site: Cayirlez
Forecast date: Fri. 15/07, 00h (UTC)
Speed function: V10_speed_Holtslag_2
Deployment date: Mon. 18/07, 13h (UTC)
No interruption
Interruption from Northern cyclone
Interruption from Southern cyclone
Interruption from Trochoid
Interruption from both
HRES
Percentage of flying balloons within a TC as a function of flight time
Nearest cyclones Hurricane - Number of GFS ensem. Cyclones


Mon. 18/07, 13h (UTC)
Forecast date: Fri. 15/07, 00h (UTC)
Speed function: V10_speed_Holtslag_2
Deployment date: Mon. 18/07, 13h (UTC)
Distance to the coast (km)
Flight time (h)
Landing within 24h (0)
Landing within 48h (0)
Landing within 72h (0)
Landing within 120h (0)
No landing within 120h (40)
TPS deployment position
HRES (96h)


Tue. 19/07, 01h (UTC)
Maximum forward trajectory duration : 10 days
Interrupt distance: 2000km
Interrupt RWZ (50%) : 50km/s
Interrupt RWZ (90%) : 90km/s
Site: Cayirlez
Forecast date: Fri. 15/07, 00h (UTC)
Speed function: V10_speed_Holtslag_2
Deployment date: Tue. 19/07, 01h (UTC)
No interruption
Interruption from Northern cyclone
Interruption from Southern cyclone
Interruption from Trochoid
Interruption from both
HRES
Percentage of flying balloons within a TC as a function of flight time
Nearest cyclones Hurricane - Number of GFS ensem. Cyclones


Tue. 19/07, 01h (UTC)
Forecast date: Fri. 15/07, 00h (UTC)
Speed function: V10_speed_Holtslag_2
Deployment date: Tue. 19/07, 01h (UTC)
Distance to the coast (km)
Flight time (h)
Landing within 24h (0)
Landing within 48h (0)
Landing within 72h (0)
Landing within 120h (0)
No landing within 120h (40)
TPS deployment position
HRES (96h)


Wed. 20/07, 01h (UTC)
Maximum forward trajectory duration : 10 days
Interrupt distance: 2000km
Interrupt RWZ (50%) : 50km/s
Interrupt RWZ (90%) : 90km/s
Site: Cayirlez
Forecast date: Fri. 15/07, 00h (UTC)
Speed function: V10_speed_Holtslag_2
Deployment date: Wed. 20/07, 01h (UTC)
No interruption
Interruption from Northern cyclone
Interruption from Southern cyclone
Interruption from Trochoid
Interruption from both
HRES
Percentage of flying balloons within a TC as a function of flight time
Nearest cyclones Hurricane - Number of GFS ensem. Cyclones


Wed. 20/07, 01h (UTC)
Forecast date: Fri. 15/07, 00h (UTC)
Speed function: V10_speed_Holtslag_2
Deployment date: Wed. 20/07, 01h (UTC)
Distance to the coast (km)
Flight time (h)
Landing within 24h (0)
Landing within 48h (0)
Landing within 72h (0)
Landing within 120h (0)
No landing within 120h (40)
TPS deployment position
HRES (96h landing)