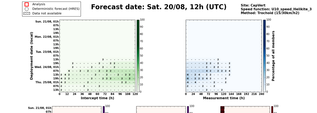
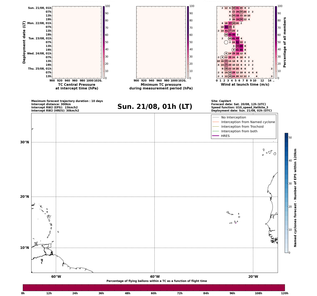
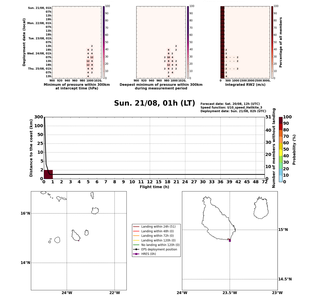
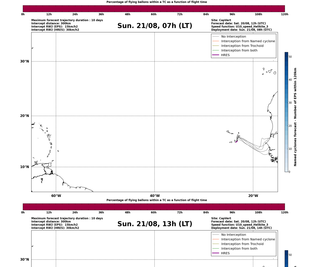
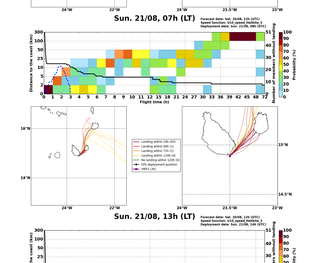

Analysis
Synthetic forecast (ARDI)
Data not available
Forecast date: Sat. 20/08, 12h (UTC)
Site: Capitet
Speed function: V10_speed_Holtslag_1
Historical cyclones (1000nm)
Departure date (local)
Interrupt time (h)
Percentage of all cyclones
Measurement time (h)
Minimum TC pressure during measurement period (hPa)
Wind at launch time (m/s)

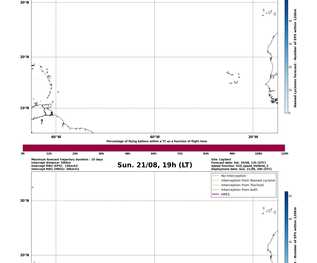

Analysis
Synthetic forecast (ARDI)
Data not available
Forecast date: Sat. 20/08, 12h (UTC)
Site: Capitet
Speed function: V10_speed_Holtslag_1
Historical cyclones (1000nm)
Departure date (local)
Interrupt time (h)
Percentage of all cyclones
Measurement time (h)
Minimum of pressure within 300km during measurement period
Deepest minimum of pressure within 300km during measurement period
Integrated RIAZ index (m/s)

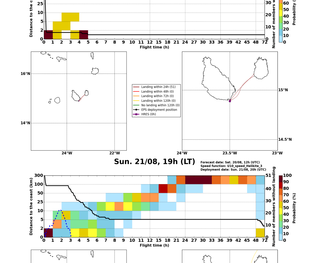

Sun. 21/08, 01h (LT)
Mon. 22/08, 01h (LT)
Tue. 23/08, 01h (LT)
Wed. 24/08, 01h (LT)
Thu. 25/08, 01h (LT)
TC Central Pressure at interrupt time (hPa)
Minimum of pressure within 300km at interrupt time (hPa)

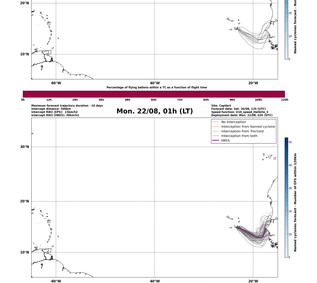

Sun. 21/08, 01h (LT)
Mon. 22/08, 01h (LT)
Tue. 23/08, 01h (LT)
Wed. 24/08, 01h (LT)
Thu. 25/08, 01h (LT)
Minimum of pressure within 300km during measurement period
Deepest minimum of pressure within 300km during measurement period
Integrated RIAZ index (m/s)

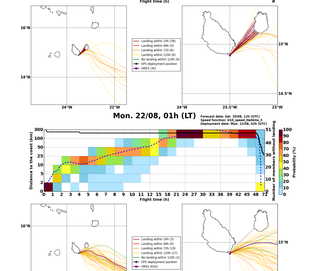

Sun. 21/08, 01h (LT)
Maximum forward trajectory duration : 10 days
Interrupt distance: 1852km
Interrupt RIAZ (UNIL): 10km/s
Interrupt RIAZ (ORDU): 10km/s
Site: Capitet
Forecast date: Sat. 20/08, 12h (UTC)
Speed function: V10_speed_Holtslag_1
Deployment date: Sun. 21/08, 01h (LT)
No interruption
Interruption from Named cyclone
Interruption from Tracheid
Interruption from both
HRES
Percentage of flying balloons within a TC as a function of flight time
Nearest cyclones tracked - Number of GFS events (1/6min)

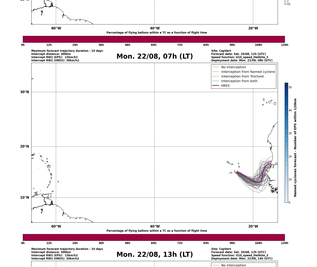

Sun. 21/08, 01h (LT)
Forecast date: Sat. 20/08, 12h (UTC)
Speed function: V10_speed_Holtslag_1
Deployment date: Sun. 21/08, 01h (LT)
Distance to the coast (km)
Flight time (h)
Landing within 24h (11)
Landing within 48h (0)
Landing within 72h (1)
Landing within 120h (0)
No landing within 120h (0)
GFS deployment position
HRES (9h)
Departure time (local)
Number of GFS events (1/6min)

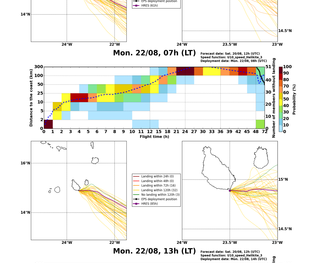

Sun. 21/08, 07h (LT)
Maximum forward trajectory duration : 10 days
Interrupt distance: 1852km
Interrupt RIAZ (UNIL): 10km/s
Interrupt RIAZ (ORDU): 10km/s
Site: Capitet
Forecast date: Sat. 20/08, 12h (UTC)
Speed function: V10_speed_Holtslag_1
Deployment date: Sun. 21/08, 07h (LT)
No interruption
Interruption from Named cyclone
Interruption from Tracheid
Interruption from both
HRES
Percentage of flying balloons within a TC as a function of flight time
Nearest cyclones tracked - Number of GFS events (1/6min)

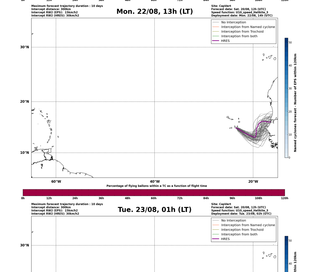

Sun. 21/08, 07h (LT)
Forecast date: Sat. 20/08, 12h (UTC)
Speed function: V10_speed_Holtslag_1
Deployment date: Sun. 21/08, 07h (LT)
Distance to the coast (km)
Flight time (h)
Landing within 24h (11)
Landing within 48h (0)
Landing within 72h (1)
Landing within 120h (0)
No landing within 120h (0)
GFS deployment position
HRES (9h)
Departure time (local)
Number of GFS events (1/6min)

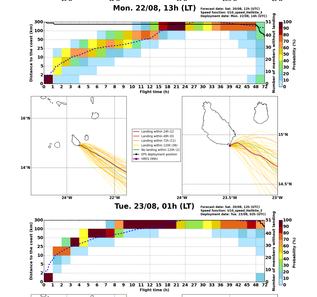

Sun. 21/08, 13h (LT)
Maximum forward trajectory duration : 10 days
Interrupt distance: 1852km
Interrupt RIAZ (UNIL): 10km/s
Interrupt RIAZ (ORDU): 10km/s
Site: Capitet
Forecast date: Sat. 20/08, 12h (UTC)
Speed function: V10_speed_Holtslag_1
Deployment date: Sun. 21/08, 13h (LT)
No interruption
Interruption from Named cyclone
Interruption from Tracheid
Interruption from both
HRES
Percentage of flying balloons within a TC as a function of flight time
Nearest cyclones tracked - Number of GFS events (1/6min)

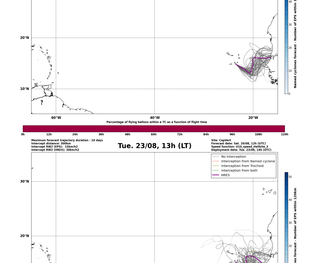

Sun. 21/08, 13h (LT)
Forecast date: Sat. 20/08, 12h (UTC)
Speed function: V10_speed_Holtslag_1
Deployment date: Sun. 21/08, 13h (LT)
Distance to the coast (km)
Flight time (h)
Landing within 24h (11)
Landing within 48h (0)
Landing within 72h (1)
Landing within 120h (0)
No landing within 120h (0)
GFS deployment position
HRES (9h)
Departure time (local)
Number of GFS events (1/6min)

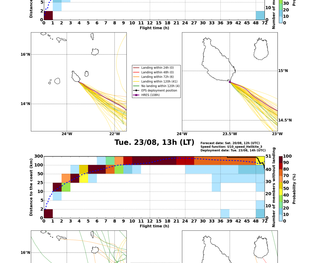

Sun. 21/08, 19h (LT)
Maximum forward trajectory duration : 10 days
Interrupt distance: 1852km
Interrupt RIAZ (UNIL): 10km/s
Interrupt RIAZ (ORDU): 10km/s
Site: Capitet
Forecast date: Sat. 20/08, 12h (UTC)
Speed function: V10_speed_Holtslag_1
Deployment date: Sun. 21/08, 19h (LT)
No interruption
Interruption from Named cyclone
Interruption from Tracheid
Interruption from both
HRES
Percentage of flying balloons within a TC as a function of flight time
Nearest cyclones tracked - Number of GFS events (1/6min)

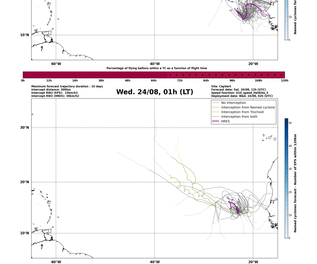

Sun. 21/08, 19h (LT)
Forecast date: Sat. 20/08, 12h (UTC)
Speed function: V10_speed_Holtslag_1
Deployment date: Sun. 21/08, 19h (LT)
Distance to the coast (km)
Flight time (h)
Landing within 24h (10)
Landing within 48h (0)
Landing within 72h (1)
Landing within 120h (0)
No landing within 120h (0)
GFS deployment position
HRES (9h)
Departure time (local)
Number of GFS events (1/6min)

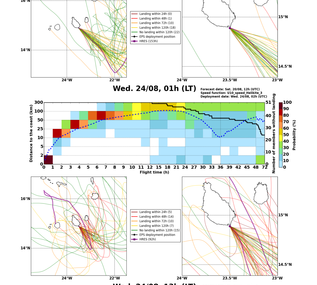

Mon. 22/08, 01h (LT)
Maximum forward trajectory duration : 10 days
Interrupt distance: 1852km
Interrupt RIAZ (UNIL): 10km/s
Interrupt RIAZ (ORDU): 10km/s
Site: Capitet
Forecast date: Sat. 20/08, 12h (UTC)
Speed function: V10_speed_Holtslag_1
Deployment date: Mon. 22/08, 01h (LT)
No interruption
Interruption from Named cyclone
Interruption from Tracheid
Interruption from both
HRES
Percentage of flying balloons within a TC as a function of flight time
Nearest cyclones tracked - Number of GFS events (1/6min)

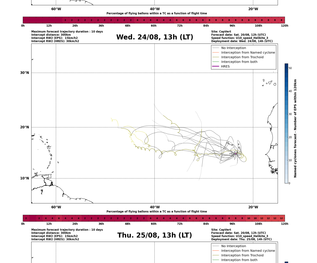

Mon. 22/08, 01h (LT)
Forecast date: Sat. 20/08, 12h (UTC)
Speed function: V10_speed_Holtslag_1
Deployment date: Mon. 22/08, 01h (LT)
Distance to the coast (km)
Flight time (h)
Landing within 24h (7)
Landing within 48h (0)
Landing within 72h (1)
Landing within 120h (0)
No landing within 120h (0)
GFS deployment position
HRES (9h)
Departure time (local)
Number of GFS events (1/6min)

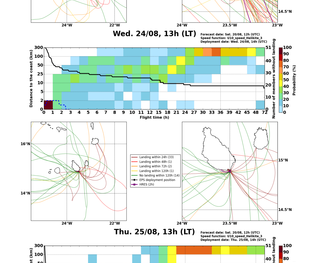

Mon. 22/08, 07h (LT)
Maximum forward trajectory duration : 10 days
Interrupt distance: 1852km
Interrupt RIAZ (UNIL): 10km/s
Interrupt RIAZ (ORDU): 10km/s
Site: Capitet
Forecast date: Sat. 20/08, 12h (UTC)
Speed function: V10_speed_Holtslag_1
Deployment date: Mon. 22/08, 07h (LT)
No interruption
Interruption from Named cyclone
Interruption from Tracheid
Interruption from both
HRES
Percentage of flying balloons within a TC as a function of flight time
Nearest cyclones tracked - Number of GFS events (1/6min)

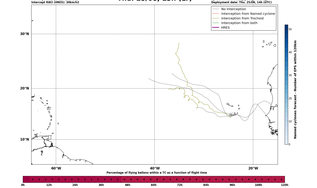

Mon. 22/08, 07h (LT)
Forecast date: Sat. 20/08, 12h (UTC)
Speed function: V10_speed_Holtslag_1
Deployment date: Mon. 22/08, 07h (LT)
Distance to the coast (km)
Flight time (h)
Landing within 24h (8)
Landing within 48h (0)
Landing within 72h (1)
Landing within 120h (0)
No landing within 120h (0)
GFS deployment position
HRES (9h)
Departure time (local)
Number of GFS events (1/6min)



Mon. 22/08, 13h (LT)
Maximum forward trajectory duration : 10 days
Interrupt distance: 1852km
Interrupt RIAZ (UNIL): 10km/s
Interrupt RIAZ (ORDU): 10km/s
Site: Capitet
Forecast date: Sat. 20/08, 12h (UTC)
Speed function: V10_speed_Holtslag_1
Deployment date: Mon. 22/08, 13h (LT)
No interruption
Interruption from Named cyclone
Interruption from Tracheid
Interruption from both
HRES
Percentage of flying balloons within a TC as a function of flight time
Nearest cyclones tracked - Number of GFS events (1/6min)


Mon. 22/08, 13h (LT)
Forecast date: Sat. 20/08, 12h (UTC)
Speed function: V10_speed_Holtslag_1
Deployment date: Mon. 22/08, 13h (LT)
Distance to the coast (km)
Flight time (h)
Landing within 24h (11)
Landing within 48h (0)
Landing within 72h (1)
Landing within 120h (0)
No landing within 120h (0)
GFS deployment position
HRES (9h)
Departure time (local)
Number of GFS events (1/6min)


Tue. 23/08, 01h (LT)
Maximum forward trajectory duration : 10 days
Interrupt distance: 1852km
Interrupt RIAZ (UNIL): 10km/s
Interrupt RIAZ (ORDU): 10km/s
Site: Capitet
Forecast date: Sat. 20/08, 12h (UTC)
Speed function: V10_speed_Holtslag_1
Deployment date: Tue. 23/08, 01h (LT)
No interruption
Interruption from Named cyclone
Interruption from Tracheid
Interruption from both
HRES
Percentage of flying balloons within a TC as a function of flight time
Nearest cyclones tracked - Number of GFS events (1/6min)


Tue. 23/08, 01h (LT)
Forecast date: Sat. 20/08, 12h (UTC)
Speed function: V10_speed_Holtslag_1
Deployment date: Tue. 23/08, 01h (LT)
Distance to the coast (km)
Flight time (h)
Landing within 24h (0)
Landing within 48h (0)
Landing within 72h (0)
Landing within 120h (0)
No landing within 120h (0)
GFS deployment position
HRES (10h)
Departure time (local)
Number of GFS events (1/6min)


Tue. 23/08, 13h (LT)
Maximum forward trajectory duration : 10 days
Interrupt distance: 1852km
Interrupt RIAZ (UNIL): 10km/s
Interrupt RIAZ (ORDU): 10km/s
Site: Capitet
Forecast date: Sat. 20/08, 12h (UTC)
Speed function: V10_speed_Holtslag_1
Deployment date: Tue. 23/08, 13h (LT)
No interruption
Interruption from Named cyclone
Interruption from Tracheid
Interruption from both
HRES
Percentage of flying balloons within a TC as a function of flight time
Nearest cyclones tracked - Number of GFS events (1/6min)


Tue. 23/08, 13h (LT)
Forecast date: Sat. 20/08, 12h (UTC)
Speed function: V10_speed_Holtslag_1
Deployment date: Tue. 23/08, 13h (LT)
Distance to the coast (km)
Flight time (h)
Landing within 24h (0)
Landing within 48h (0)
Landing within 72h (0)
Landing within 120h (0)
No landing within 120h (0)
GFS deployment position
HRES (10h)
Departure time (local)
Number of GFS events (1/6min)

Wed. 24/08, 01h (LT)
Maximum forward trajectory duration : 10 days
Interrupt distance: 1852km
Interrupt RIAZ (UNIL): 10km/s
Interrupt RIAZ (ORDU): 10km/s
Site: Capitet
Forecast date: Sat. 20/08, 12h (UTC)
Speed function: V10_speed_Holtslag_1
Deployment date: Wed. 24/08, 01h (LT)
No interruption
Interruption from Named cyclone
Interruption from Tracheid
Interruption from both
HRES
Percentage of flying balloons within a TC as a function of flight time
Nearest cyclones tracked - Number of GFS events (1/6min)

Wed. 24/08, 01h (LT)
Forecast date: Sat. 20/08, 12h (UTC)
Speed function: V10_speed_Holtslag_1
Deployment date: Wed. 24/08, 01h (LT)
Distance to the coast (km)
Flight time (h)
Landing within 24h (0)
Landing within 48h (0)
Landing within 72h (0)
Landing within 120h (0)
No landing within 120h (0)
GFS deployment position
HRES (10h)
Departure time (local)
Number of GFS events (1/6min)

Wed. 24/08, 13h (LT)
Maximum forward trajectory duration : 10 days
Interrupt distance: 1852km
Interrupt RIAZ (UNIL): 10km/s
Interrupt RIAZ (ORDU): 10km/s
Site: Capitet
Forecast date: Sat. 20/08, 12h (UTC)
Speed function: V10_speed_Holtslag_1
Deployment date: Wed. 24/08, 13h (LT)
No interruption
Interruption from Named cyclone
Interruption from Tracheid
Interruption from both
HRES
Percentage of flying balloons within a TC as a function of flight time
Nearest cyclones tracked - Number of GFS events (1/6min)

Wed. 24/08, 13h (LT)
Forecast date: Sat. 20/08, 12h (UTC)
Speed function: V10_speed_Holtslag_1
Deployment date: Wed. 24/08, 13h (LT)
Distance to the coast (km)
Flight time (h)
Landing within 24h (0)
Landing within 48h (0)
Landing within 72h (0)
Landing within 120h (0)
No landing within 120h (0)
GFS deployment position
HRES (10h)
Departure time (local)
Number of GFS events (1/6min)

Thu. 25/08, 13h (LT)
Maximum forward trajectory duration : 10 days
Interrupt distance: 1852km
Interrupt RIAZ (UNIL): 10km/s
Interrupt RIAZ (ORDU): 10km/s
Site: Capitet
Forecast date: Sat. 20/08, 12h (UTC)
Speed function: V10_speed_Holtslag_1
Deployment date: Thu. 25/08, 13h (LT)
No interruption
Interruption from Named cyclone
Interruption from Tracheid
Interruption from both
HRES
Percentage of flying balloons within a TC as a function of flight time
Nearest cyclones tracked - Number of GFS events (1/6min)

Thu. 25/08, 13h (LT)
Forecast date: Sat. 20/08, 12h (UTC)
Speed function: V10_speed_Holtslag_1
Deployment date: Thu. 25/08, 13h (LT)
Distance to the coast (km)
Flight time (h)
Landing within 24h (0)
Landing within 48h (0)
Landing within 72h (0)
Landing within 120h (0)
No landing within 120h (0)
GFS deployment position
HRES (10h)
Departure time (local)
Number of GFS events (1/6min)