
Analysis
Deterministic forecast (HRES)
Data not available
Forecast date: Wed. 07/09, 12h (UTC)
Site: Capitext
Speed function: V10 speed Holtslag_1
Deployment date: Wed. 07/09, 12h (UTC)


Deployment date (local)
Interrupt time (h)
Percentage of all balloons
Measurement time (h)

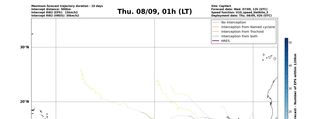
Deployment date (local)
TC Central Pressure at interrupt time (hPa)
Minimum TC pressure during measurement period (hPa)
Wind at launch time (m/s)


Deployment date (local)
Minimum of pressure within 300km at interrupt time (hPa)
Deepest minimum of pressure within 300km during measurement period
Integrated RIKZ (m/s)

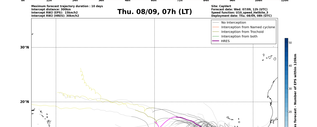
Thu. 08/09, 01h (LT)
Maximum forward trajectory duration : 10 days
Interrupt distance: 300km
Interrupt RIKZ (left): 10m/s
Interrupt RIKZ (right): 30m/s
Site: Capitext
Forecast date: Wed. 07/09, 12h (UTC)
Speed function: V10_speed_Holtslag_1
Deployment date: Thu. 08/09, 01h (LT)
No interception
Interception from Named cyclone
Interception from Tracked
Interception from both
HRES
Percentage of flying balloons within a TC as a function of flight time
Nearest cyclones tracked - Number of HPA centre crossed

Thu. 08/09, 07h (LT)
Maximum forward trajectory duration : 10 days
Interrupt distance: 300km
Interrupt RIKZ (left): 10m/s
Interrupt RIKZ (right): 30m/s
Site: Capitext
Forecast date: Wed. 07/09, 12h (UTC)
Speed function: V10_speed_Holtslag_1
Deployment date: Thu. 08/09, 07h (LT)
No interception
Interception from Named cyclone
Interception from Tracked
Interception from both
HRES
Percentage of flying balloons within a TC as a function of flight time
Nearest cyclones tracked - Number of HPA centre crossed


Thu. 08/09, 13h (LT)
Maximum forward trajectory duration : 10 days
Interrupt distance: 300km
Interrupt RIKZ (left): 10m/s
Interrupt RIKZ (right): 30m/s
Site: Capitext
Forecast date: Wed. 07/09, 12h (UTC)
Speed function: V10_speed_Holtslag_1
Deployment date: Thu. 08/09, 13h (LT)
No interception
Interception from Named cyclone
Interception from Tracked
Interception from both
HRES
Percentage of flying balloons within a TC as a function of flight time
Nearest cyclones tracked - Number of HPA centre crossed


Thu. 08/09, 19h (LT)
Maximum forward trajectory duration : 10 days
Interrupt distance: 300km
Interrupt RIKZ (left): 10m/s
Interrupt RIKZ (right): 30m/s
Site: Capitext
Forecast date: Wed. 07/09, 12h (UTC)
Speed function: V10_speed_Holtslag_1
Deployment date: Thu. 08/09, 19h (LT)
No interception
Interception from Named cyclone
Interception from Tracked
Interception from both
HRES
Percentage of flying balloons within a TC as a function of flight time
Nearest cyclones tracked - Number of HPA centre crossed

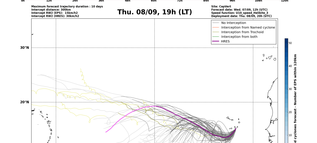
Fri. 09/09, 01h (LT)
Maximum forward trajectory duration : 10 days
Interrupt distance: 300km
Interrupt RIKZ (left): 10m/s
Interrupt RIKZ (right): 30m/s
Site: Capitext
Forecast date: Wed. 07/09, 12h (UTC)
Speed function: V10_speed_Holtslag_1
Deployment date: Fri. 09/09, 01h (LT)
No interception
Interception from Named cyclone
Interception from Tracked
Interception from both
HRES
Percentage of flying balloons within a TC as a function of flight time
Nearest cyclones tracked - Number of HPA centre crossed

Fri. 09/09, 07h (LT)
Maximum forward trajectory duration : 10 days
Interrupt distance: 300km
Interrupt RIKZ (left): 10m/s
Interrupt RIKZ (right): 30m/s
Site: Capitext
Forecast date: Wed. 07/09, 12h (UTC)
Speed function: V10_speed_Holtslag_1
Deployment date: Fri. 09/09, 07h (LT)
No interception
Interception from Named cyclone
Interception from Tracked
Interception from both
HRES
Percentage of flying balloons within a TC as a function of flight time
Nearest cyclones tracked - Number of HPA centre crossed

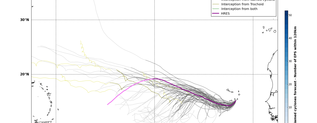
Fri. 09/09, 13h (LT)
Maximum forward trajectory duration : 10 days
Interrupt distance: 300km
Interrupt RIKZ (left): 10m/s
Interrupt RIKZ (right): 30m/s
Site: Capitext
Forecast date: Wed. 07/09, 12h (UTC)
Speed function: V10_speed_Holtslag_1
Deployment date: Fri. 09/09, 13h (LT)
No interception
Interception from Named cyclone
Interception from Tracked
Interception from both
HRES
Percentage of flying balloons within a TC as a function of flight time
Nearest cyclones tracked - Number of HPA centre crossed


Sat. 10/09, 01h (LT)
Maximum forward trajectory duration : 10 days
Interrupt distance: 300km
Interrupt RIKZ (left): 10m/s
Interrupt RIKZ (right): 30m/s
Site: Capitext
Forecast date: Wed. 07/09, 12h (UTC)
Speed function: V10_speed_Holtslag_1
Deployment date: Sat. 10/09, 01h (LT)
No interception
Interception from Named cyclone
Interception from Tracked
Interception from both
HRES
Percentage of flying balloons within a TC as a function of flight time
Nearest cyclones tracked - Number of HPA centre crossed


Sat. 10/09, 13h (LT)
Maximum forward trajectory duration : 10 days
Interrupt distance: 300km
Interrupt RIKZ (left): 10m/s
Interrupt RIKZ (right): 30m/s
Site: Capitext
Forecast date: Wed. 07/09, 12h (UTC)
Speed function: V10_speed_Holtslag_1
Deployment date: Sat. 10/09, 13h (LT)
No interception
Interception from Named cyclone
Interception from Tracked
Interception from both
HRES
Percentage of flying balloons within a TC as a function of flight time
Nearest cyclones tracked - Number of HPA centre crossed

Sun. 11/09, 01h (LT)
Maximum forward trajectory duration : 10 days
Interrupt distance: 300km
Interrupt RIKZ (left): 10m/s
Interrupt RIKZ (right): 30m/s
Site: Capitext
Forecast date: Wed. 07/09, 12h (UTC)
Speed function: V10_speed_Holtslag_1
Deployment date: Sun. 11/09, 01h (LT)
No interception
Interception from Named cyclone
Interception from Tracked
Interception from both
HRES
Percentage of flying balloons within a TC as a function of flight time
Nearest cyclones tracked - Number of HPA centre crossed


Sun. 11/09, 13h (LT)
Maximum forward trajectory duration : 10 days
Interrupt distance: 300km
Interrupt RIKZ (left): 10m/s
Interrupt RIKZ (right): 30m/s
Site: Capitext
Forecast date: Wed. 07/09, 12h (UTC)
Speed function: V10_speed_Holtslag_1
Deployment date: Sun. 11/09, 13h (LT)
No interception
Interception from Named cyclone
Interception from Tracked
Interception from both
HRES
Percentage of flying balloons within a TC as a function of flight time
Nearest cyclones tracked - Number of HPA centre crossed

Mon. 12/09, 13h (LT)
Maximum forward trajectory duration : 10 days
Interrupt distance: 300km
Interrupt RIKZ (left): 10m/s
Interrupt RIKZ (right): 30m/s
Site: Capitext
Forecast date: Wed. 07/09, 12h (UTC)
Speed function: V10_speed_Holtslag_1
Deployment date: Mon. 12/09, 13h (LT)
No interception
Interception from Named cyclone
Interception from Tracked
Interception from both
HRES
Percentage of flying balloons within a TC as a function of flight time
Nearest cyclones tracked - Number of HPA centre crossed