
Analysis
Synoptic forecast (ARDL)
Data not available
Forecast date: Sun. 02/10, 00h (UTC)
Site: Cazinot
Speed function: V10 speed rho(theta_)
Measurement time: 12h (13h30mn52)


Interrupt Time (h)
Measurement time (h)
Percentage of set numbers


TC Central Pressure at interrupt time (hPa)
Minimum TC pressure during measurement period (hPa)
Wind at launch time (m/s)
Minimum of pressure within 300km at interrupt time (hPa)
Deepest minimum of pressure within 300km during measurement period
Integrated RW2 (m/s)


Sun. 02/10, 13h (LT)
Forecast date: Sun. 02/10, 00h (UTC)
Speed function: V10 speed rho(theta_)
Deployment date: Sun. 02/10, 13h (LT)
Percentage of flying ballons within a TC as a function of flight time
Nested cyclones threshold - Number of GFS cases (150km)

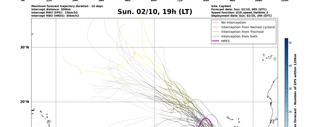
Sun. 02/10, 19h (LT)
Forecast date: Sun. 02/10, 00h (UTC)
Speed function: V10 speed rho(theta_)
Deployment date: Sun. 02/10, 19h (LT)
Percentage of flying ballons within a TC as a function of flight time
Nested cyclones threshold - Number of GFS cases (150km)

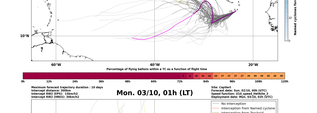
Mon. 03/10, 01h (LT)
Forecast date: Sun. 02/10, 00h (UTC)
Speed function: V10 speed rho(theta_)
Deployment date: Mon. 03/10, 01h (LT)
Percentage of flying ballons within a TC as a function of flight time
Nested cyclones threshold - Number of GFS cases (150km)


Mon. 03/10, 07h (LT)
Forecast date: Sun. 02/10, 00h (UTC)
Speed function: V10 speed rho(theta_)
Deployment date: Mon. 03/10, 07h (LT)
Percentage of flying ballons within a TC as a function of flight time
Nested cyclones threshold - Number of GFS cases (150km)


Mon. 03/10, 13h (LT)
Forecast date: Sun. 02/10, 00h (UTC)
Speed function: V10 speed rho(theta_)
Deployment date: Mon. 03/10, 13h (LT)
Percentage of flying ballons within a TC as a function of flight time
Nested cyclones threshold - Number of GFS cases (150km)

Mon. 03/10, 19h (LT)
Forecast date: Sun. 02/10, 00h (UTC)
Speed function: V10 speed rho(theta_)
Deployment date: Mon. 03/10, 19h (LT)
Percentage of flying ballons within a TC as a function of flight time
Nested cyclones threshold - Number of GFS cases (150km)


Tue. 04/10, 01h (LT)
Forecast date: Sun. 02/10, 00h (UTC)
Speed function: V10 speed rho(theta_)
Deployment date: Tue. 04/10, 01h (LT)
Percentage of flying ballons within a TC as a function of flight time
Nested cyclones threshold - Number of GFS cases (150km)

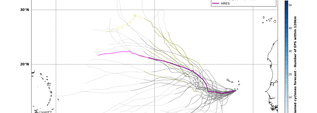
Tue. 04/10, 13h (LT)
Forecast date: Sun. 02/10, 00h (UTC)
Speed function: V10 speed rho(theta_)
Deployment date: Tue. 04/10, 13h (LT)
Percentage of flying ballons within a TC as a function of flight time
Nested cyclones threshold - Number of GFS cases (150km)


Wed. 05/10, 01h (LT)
Forecast date: Sun. 02/10, 00h (UTC)
Speed function: V10 speed rho(theta_)
Deployment date: Wed. 05/10, 01h (LT)
Percentage of flying ballons within a TC as a function of flight time
Nested cyclones threshold - Number of GFS cases (150km)

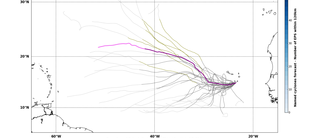
Wed. 05/10, 13h (LT)
Forecast date: Sun. 02/10, 00h (UTC)
Speed function: V10 speed rho(theta_)
Deployment date: Wed. 05/10, 13h (LT)
Percentage of flying ballons within a TC as a function of flight time
Nested cyclones threshold - Number of GFS cases (150km)

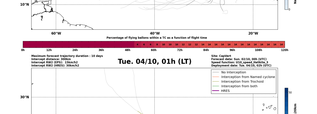
Thu. 06/10, 01h (LT)
Forecast date: Sun. 02/10, 00h (UTC)
Speed function: V10 speed rho(theta_)
Deployment date: Thu. 06/10, 01h (LT)
Percentage of flying ballons within a TC as a function of flight time
Nested cyclones threshold - Number of GFS cases (150km)


Fri. 07/10, 01h (LT)
Forecast date: Sun. 02/10, 00h (UTC)
Speed function: V10 speed rho(theta_)
Deployment date: Fri. 07/10, 01h (LT)
Percentage of flying ballons within a TC as a function of flight time
Nested cyclones threshold - Number of GFS cases (150km)