

Analysis
Deterministic forecast (HRES)
Data not available


Site: Cayman
Speed function: V10 speed Holtslag_1
Maximum cyclones (10/day/km2)

Forecast date: Sat. 22/10, 00h (UTC)









Maximum forecast trajectory duration : 10 days
Intercept distance: 300km
Intercept IKE2 (kPa) : 10km/s2
Intercept IKE2 (IWAN): 10km/s2

Site: Cayman
Forecast date: Sat. 22/10, 00h (UTC)
Speed function: V10_speed_holtslag_1
Deployment date: Sat. 22/10, 13h (UTC)

- No interception
- Interception from Named cyclone
- Interception from Tracked
- Interception from both
- HRES


Percentage of flying balloons within a TC as a function of flight time

Tracked cyclones threshold : Number of EPS events (10km)

Sat. 22/10, 13h (LT)




Sat. 22/10, 19h (LT)



Sun. 23/10, 01h (LT)




Sun. 23/10, 07h (LT)



Sun. 23/10, 13h (LT)




Sun. 23/10, 19h (LT)



Mon. 24/10, 01h (LT)




Mon. 24/10, 13h (LT)



Tue. 25/10, 01h (LT)



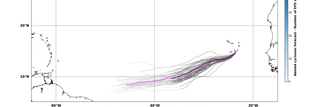
Tue. 25/10, 13h (LT)



Wed. 26/10, 01h (LT)



Thu. 27/10, 01h (LT)




Site: Cayman
Forecast date: Sat. 22/10, 00h (UTC)
Speed function: V10_speed_holtslag_1
Deployment date: Sat. 22/10, 13h (UTC)

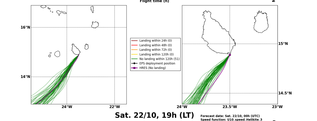
Distance to the coast (km)
Flight time (h)
Percentage of flying balloons within a TC

- Landing within 24h 00
- Landing within 48h 00
- Landing within 72h 00
- Landing within 120h 00
- No landing within 120h 00
- 5% deployment position
- HRES (No landing)

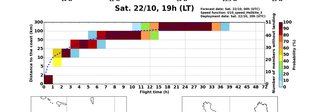
Sat. 22/10, 13h (LT)



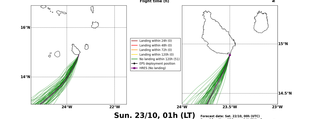
Sat. 22/10, 19h (LT)




Sun. 23/10, 01h (LT)




Sun. 23/10, 07h (LT)




Sun. 23/10, 13h (LT)




Sun. 23/10, 19h (LT)




Mon. 24/10, 01h (LT)




Mon. 24/10, 13h (LT)




Tue. 25/10, 01h (LT)



Tue. 25/10, 13h (LT)



Wed. 26/10, 01h (LT)



Thu. 27/10, 01h (LT)

