




Analysis
Statistic forecast (48hr)
Data not available
Forecast date: Sun. 06/11, 00h (UTC)
Site: Cayirot
Speed function: V10_speed_Holtslag_3
Historic cyclones (1938nm2)
Deployment date (local)
Interrupt Time (h)
Percentage of all cyclones


Deployment date (local)
Measurement time (h)
Percentage of all cyclones



Deployment date (local)
TC Central Pressure at interrupt time (hPa)
Minimum TC pressure during measurement period (hPa)
Wind at launch time (m/s)
Percentage of all cyclones


Deployment date (local)
Minimum of pressure within 300km at interrupt time (hPa)
Deepest minimum of pressure within 300km during measurement period
Integrated RWZ (m/s)
Percentage of all cyclones



Sun. 06/11, 13h (LT)
Maximum forward trajectory duration - 10 days
Interrupt distance: 1000nm
Interrupt RWZ (24h): 10km/hr
Interrupt RWZ (360h): 30km/hr
Site: Cayirot
Forecast date: Sun. 06/11, 00h (UTC)
Speed function: V10_speed_Holtslag_3
Deployment date: Sun. 06/11, 13h (UTC)
No interception
Interception from Named cyclone
Interception from Tracheid
Interception from both
HRES
Percentage of flying balloons within a TC as a function of flight time
Named cyclones threshold - Number of GFS ensem. Cyclones


Sun. 06/11, 19h (LT)
Maximum forward trajectory duration - 10 days
Interrupt distance: 1000nm
Interrupt RWZ (24h): 10km/hr
Interrupt RWZ (360h): 30km/hr
Site: Cayirot
Forecast date: Sun. 06/11, 00h (UTC)
Speed function: V10_speed_Holtslag_3
Deployment date: Sun. 06/11, 19h (UTC)
No interception
Interception from Named cyclone
Interception from Tracheid
Interception from both
HRES
Percentage of flying balloons within a TC as a function of flight time
Named cyclones threshold - Number of GFS ensem. Cyclones



Mon. 07/11, 01h (LT)
Maximum forward trajectory duration - 10 days
Interrupt distance: 1000nm
Interrupt RWZ (24h): 10km/hr
Interrupt RWZ (360h): 30km/hr
Site: Cayirot
Forecast date: Sun. 06/11, 00h (UTC)
Speed function: V10_speed_Holtslag_3
Deployment date: Mon. 07/11, 01h (UTC)
No interception
Interception from Named cyclone
Interception from Tracheid
Interception from both
HRES
Percentage of flying balloons within a TC as a function of flight time
Named cyclones threshold - Number of GFS ensem. Cyclones

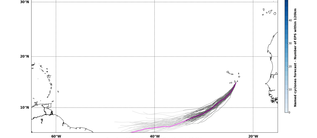

Mon. 07/11, 07h (LT)
Maximum forward trajectory duration - 10 days
Interrupt distance: 1000nm
Interrupt RWZ (24h): 10km/hr
Interrupt RWZ (360h): 30km/hr
Site: Cayirot
Forecast date: Sun. 06/11, 00h (UTC)
Speed function: V10_speed_Holtslag_3
Deployment date: Mon. 07/11, 07h (UTC)
No interception
Interception from Named cyclone
Interception from Tracheid
Interception from both
HRES
Percentage of flying balloons within a TC as a function of flight time
Named cyclones threshold - Number of GFS ensem. Cyclones



Mon. 07/11, 13h (LT)
Maximum forward trajectory duration - 10 days
Interrupt distance: 1000nm
Interrupt RWZ (24h): 10km/hr
Interrupt RWZ (360h): 30km/hr
Site: Cayirot
Forecast date: Sun. 06/11, 00h (UTC)
Speed function: V10_speed_Holtslag_3
Deployment date: Mon. 07/11, 13h (UTC)
No interception
Interception from Named cyclone
Interception from Tracheid
Interception from both
HRES
Percentage of flying balloons within a TC as a function of flight time
Named cyclones threshold - Number of GFS ensem. Cyclones

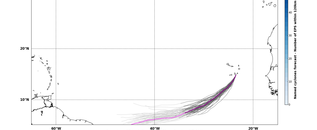

Mon. 07/11, 19h (LT)
Maximum forward trajectory duration - 10 days
Interrupt distance: 1000nm
Interrupt RWZ (24h): 10km/hr
Interrupt RWZ (360h): 30km/hr
Site: Cayirot
Forecast date: Sun. 06/11, 00h (UTC)
Speed function: V10_speed_Holtslag_3
Deployment date: Mon. 07/11, 19h (UTC)
No interception
Interception from Named cyclone
Interception from Tracheid
Interception from both
HRES
Percentage of flying balloons within a TC as a function of flight time
Named cyclones threshold - Number of GFS ensem. Cyclones



Tue. 08/11, 01h (LT)
Maximum forward trajectory duration - 10 days
Interrupt distance: 1000nm
Interrupt RWZ (24h): 10km/hr
Interrupt RWZ (360h): 30km/hr
Site: Cayirot
Forecast date: Sun. 06/11, 00h (UTC)
Speed function: V10_speed_Holtslag_3
Deployment date: Tue. 08/11, 01h (UTC)
No interception
Interception from Named cyclone
Interception from Tracheid
Interception from both
HRES
Percentage of flying balloons within a TC as a function of flight time
Named cyclones threshold - Number of GFS ensem. Cyclones

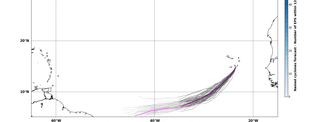

Tue. 08/11, 13h (LT)
Maximum forward trajectory duration - 10 days
Interrupt distance: 1000nm
Interrupt RWZ (24h): 10km/hr
Interrupt RWZ (360h): 30km/hr
Site: Cayirot
Forecast date: Sun. 06/11, 00h (UTC)
Speed function: V10_speed_Holtslag_3
Deployment date: Tue. 08/11, 13h (UTC)
No interception
Interception from Named cyclone
Interception from Tracheid
Interception from both
HRES
Percentage of flying balloons within a TC as a function of flight time
Named cyclones threshold - Number of GFS ensem. Cyclones


Wed. 09/11, 01h (LT)
Maximum forward trajectory duration - 10 days
Interrupt distance: 1000nm
Interrupt RWZ (24h): 10km/hr
Interrupt RWZ (360h): 30km/hr
Site: Cayirot
Forecast date: Sun. 06/11, 00h (UTC)
Speed function: V10_speed_Holtslag_3
Deployment date: Wed. 09/11, 01h (UTC)
No interception
Interception from Named cyclone
Interception from Tracheid
Interception from both
HRES
Percentage of flying balloons within a TC as a function of flight time
Named cyclones threshold - Number of GFS ensem. Cyclones

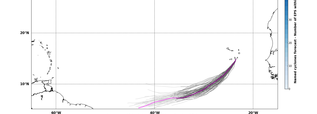

Wed. 09/11, 13h (LT)
Maximum forward trajectory duration - 10 days
Interrupt distance: 1000nm
Interrupt RWZ (24h): 10km/hr
Interrupt RWZ (360h): 30km/hr
Site: Cayirot
Forecast date: Sun. 06/11, 00h (UTC)
Speed function: V10_speed_Holtslag_3
Deployment date: Wed. 09/11, 13h (UTC)
No interception
Interception from Named cyclone
Interception from Tracheid
Interception from both
HRES
Percentage of flying balloons within a TC as a function of flight time
Named cyclones threshold - Number of GFS ensem. Cyclones


Thu. 10/11, 01h (LT)
Maximum forward trajectory duration - 10 days
Interrupt distance: 1000nm
Interrupt RWZ (24h): 10km/hr
Interrupt RWZ (360h): 30km/hr
Site: Cayirot
Forecast date: Sun. 06/11, 00h (UTC)
Speed function: V10_speed_Holtslag_3
Deployment date: Thu. 10/11, 01h (UTC)
No interception
Interception from Named cyclone
Interception from Tracheid
Interception from both
HRES
Percentage of flying balloons within a TC as a function of flight time
Named cyclones threshold - Number of GFS ensem. Cyclones



Fri. 11/11, 01h (LT)
Maximum forward trajectory duration - 10 days
Interrupt distance: 1000nm
Interrupt RWZ (24h): 10km/hr
Interrupt RWZ (360h): 30km/hr
Site: Cayirot
Forecast date: Sun. 06/11, 00h (UTC)
Speed function: V10_speed_Holtslag_3
Deployment date: Fri. 11/11, 01h (UTC)
No interception
Interception from Named cyclone
Interception from Tracheid
Interception from both
HRES
Percentage of flying balloons within a TC as a function of flight time
Named cyclones threshold - Number of GFS ensem. Cyclones

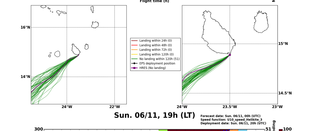

Analysis
Statistic forecast (48hr)
Data not available
Forecast date: Sun. 06/11, 00h (UTC)
Site: Cayirot
Speed function: V10_speed_Holtslag_3
Historic cyclones (1938nm2)
Deployment date (local)
Interrupt Time (h)
Percentage of all cyclones



Deployment date (local)
Measurement time (h)
Percentage of all cyclones

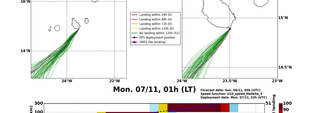

Deployment date (local)
TC Central Pressure at interrupt time (hPa)
Minimum TC pressure during measurement period (hPa)
Wind at launch time (m/s)
Percentage of all cyclones



Deployment date (local)
Minimum of pressure within 300km at interrupt time (hPa)
Deepest minimum of pressure within 300km during measurement period
Integrated RWZ (m/s)
Percentage of all cyclones

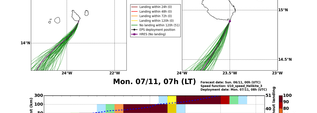

Sun. 06/11, 13h (LT)
Site: Cayirot
Forecast date: Sun. 06/11, 00h (UTC)
Speed function: V10_speed_Holtslag_3
Deployment date: Sun. 06/11, 13h (UTC)
Distance to the coast (km)
Flight time (h)
Landing within 24h SO
Landing within 48h SO
Landing within 72h SO
Landing within 120h SO
No landing within 120h SO
TPS deployment position
HRES (No landing)



Sun. 06/11, 19h (LT)
Site: Cayirot
Forecast date: Sun. 06/11, 00h (UTC)
Speed function: V10_speed_Holtslag_3
Deployment date: Sun. 06/11, 19h (UTC)
Distance to the coast (km)
Flight time (h)
Landing within 24h SO
Landing within 48h SO
Landing within 72h SO
Landing within 120h SO
No landing within 120h SO
TPS deployment position
HRES (No landing)



Mon. 07/11, 01h (LT)
Site: Cayirot
Forecast date: Sun. 06/11, 00h (UTC)
Speed function: V10_speed_Holtslag_3
Deployment date: Mon. 07/11, 01h (UTC)
Distance to the coast (km)
Flight time (h)
Landing within 24h SO
Landing within 48h SO
Landing within 72h SO
Landing within 120h SO
No landing within 120h SO
TPS deployment position
HRES (No landing)



Mon. 07/11, 07h (LT)
Site: Cayirot
Forecast date: Sun. 06/11, 00h (UTC)
Speed function: V10_speed_Holtslag_3
Deployment date: Mon. 07/11, 07h (UTC)
Distance to the coast (km)
Flight time (h)
Landing within 24h SO
Landing within 48h SO
Landing within 72h SO
Landing within 120h SO
No landing within 120h SO
TPS deployment position
HRES (No landing)



Mon. 07/11, 13h (LT)
Site: Cayirot
Forecast date: Sun. 06/11, 00h (UTC)
Speed function: V10_speed_Holtslag_3
Deployment date: Mon. 07/11, 13h (UTC)
Distance to the coast (km)
Flight time (h)
Landing within 24h SO
Landing within 48h SO
Landing within 72h SO
Landing within 120h SO
No landing within 120h SO
TPS deployment position
HRES (No landing)



Mon. 07/11, 19h (LT)
Site: Cayirot
Forecast date: Sun. 06/11, 00h (UTC)
Speed function: V10_speed_Holtslag_3
Deployment date: Mon. 07/11, 19h (UTC)
Distance to the coast (km)
Flight time (h)
Landing within 24h SO
Landing within 48h SO
Landing within 72h SO
Landing within 120h SO
No landing within 120h SO
TPS deployment position
HRES (No landing)



Tue. 08/11, 01h (LT)
Site: Cayirot
Forecast date: Sun. 06/11, 00h (UTC)
Speed function: V10_speed_Holtslag_3
Deployment date: Tue. 08/11, 01h (UTC)
Distance to the coast (km)
Flight time (h)
Landing within 24h SO
Landing within 48h SO
Landing within 72h SO
Landing within 120h SO
No landing within 120h SO
TPS deployment position
HRES (No landing)


Tue. 08/11, 13h (LT)
Site: Cayirot
Forecast date: Sun. 06/11, 00h (UTC)
Speed function: V10_speed_Holtslag_3
Deployment date: Tue. 08/11, 13h (UTC)
Distance to the coast (km)
Flight time (h)
Landing within 24h SO
Landing within 48h SO
Landing within 72h SO
Landing within 120h SO
No landing within 120h SO
TPS deployment position
HRES (No landing)


Wed. 09/11, 01h (LT)
Site: Cayirot
Forecast date: Sun. 06/11, 00h (UTC)
Speed function: V10_speed_Holtslag_3
Deployment date: Wed. 09/11, 01h (UTC)
Distance to the coast (km)
Flight time (h)
Landing within 24h SO
Landing within 48h SO
Landing within 72h SO
Landing within 120h SO
No landing within 120h SO
TPS deployment position
HRES (No landing)


Wed. 09/11, 13h (LT)
Site: Cayirot
Forecast date: Sun. 06/11, 00h (UTC)
Speed function: V10_speed_Holtslag_3
Deployment date: Wed. 09/11, 13h (UTC)
Distance to the coast (km)
Flight time (h)
Landing within 24h SO
Landing within 48h SO
Landing within 72h SO
Landing within 120h SO
No landing within 120h SO
TPS deployment position
HRES (No landing)


Thu. 10/11, 01h (LT)
Site: Cayirot
Forecast date: Sun. 06/11, 00h (UTC)
Speed function: V10_speed_Holtslag_3
Deployment date: Thu. 10/11, 01h (UTC)
Distance to the coast (km)
Flight time (h)
Landing within 24h SO
Landing within 48h SO
Landing within 72h SO
Landing within 120h SO
No landing within 120h SO
TPS deployment position
HRES (No landing)


Fri. 11/11, 01h (LT)
Site: Cayirot
Forecast date: Sun. 06/11, 00h (UTC)
Speed function: V10_speed_Holtslag_3
Deployment date: Fri. 11/11, 01h (UTC)
Distance to the coast (km)
Flight time (h)
Landing within 24h SO
Landing within 48h SO
Landing within 72h SO
Landing within 120h SO
No landing within 120h SO
TPS deployment position
HRES (No landing)