
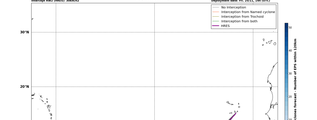


Analysis
Synoptic forecast (ARDU)
Data not available
Forecast date: Fri. 25/11, 00h (UTC)
Site: Capitol
Speed function: V10 speed Holtslag_1
Historical data: 1979-2021 (15,556cm2)
Deployment date (hr)
Interrupt Time (h)
Percentage of all clusters
Measurement time (h)

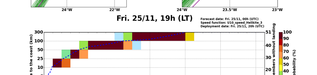

Deployment date (hr)
Minimum of pressure within 300km during measurement period
Deepest minimum of pressure within 300km during measurement period
Integrated RWZ (m/s)


Deployment date (hr)
TC Central Pressure at interrupt time (hPa)
Minimum TC pressure during measurement period (hPa)
Wind at launch time (m/s)


Fri. 25/11, 13h (UTC)
Site: Capitol
Forecast date: Fri. 25/11, 00h (UTC)
Speed function: V10 speed Holtslag_1
Deployment date: Fri. 25/11, 13h (UTC)
Maximum forward trajectory duration : 10 days
Interrupt distance: 300km
Interrupt RWZ (10%) : 16km/s
Interrupt RWZ (5%) : 20km/s
No interruption
Interruption from Named cyclone
Interruption from Tracheid
Interruption from both
HWY1
Percentage of flying balloon within a TC as a function of flight time
Nearest cyclones tracheid - Number of GFS cases (15km)



Fri. 25/11, 13h (UTC)
Forecast date: Fri. 25/11, 00h (UTC)
Speed function: V10 speed Holtslag_1
Deployment date: Fri. 25/11, 13h (UTC)
Distance to the coast (km)
Flight time (h)
Landing within 24h DD
Landing within 48h DD
Landing within 72h DD
Landing within 120h DD
No landing within 120h DD
TPS deployment position
HWY1 (No landing)



Fri. 25/11, 19h (UTC)
Site: Capitol
Forecast date: Fri. 25/11, 00h (UTC)
Speed function: V10 speed Holtslag_1
Deployment date: Fri. 25/11, 19h (UTC)
Maximum forward trajectory duration : 10 days
Interrupt distance: 300km
Interrupt RWZ (10%) : 16km/s
Interrupt RWZ (5%) : 20km/s
No interruption
Interruption from Named cyclone
Interruption from Tracheid
Interruption from both
HWY1
Percentage of flying balloon within a TC as a function of flight time
Nearest cyclones tracheid - Number of GFS cases (15km)


Fri. 25/11, 19h (UTC)
Forecast date: Fri. 25/11, 00h (UTC)
Speed function: V10 speed Holtslag_1
Deployment date: Fri. 25/11, 19h (UTC)
Distance to the coast (km)
Flight time (h)
Landing within 24h DD
Landing within 48h DD
Landing within 72h DD
Landing within 120h DD
No landing within 120h DD
TPS deployment position
HWY1 (No landing)

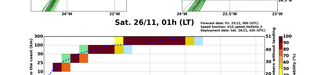

Sat. 26/11, 01h (UTC)
Site: Capitol
Forecast date: Fri. 25/11, 00h (UTC)
Speed function: V10 speed Holtslag_1
Deployment date: Sat. 26/11, 01h (UTC)
Maximum forward trajectory duration : 10 days
Interrupt distance: 300km
Interrupt RWZ (10%) : 16km/s
Interrupt RWZ (5%) : 20km/s
No interruption
Interruption from Named cyclone
Interruption from Tracheid
Interruption from both
HWY1
Percentage of flying balloon within a TC as a function of flight time
Nearest cyclones tracheid - Number of GFS cases (15km)


Sat. 26/11, 01h (UTC)
Forecast date: Fri. 25/11, 00h (UTC)
Speed function: V10 speed Holtslag_1
Deployment date: Sat. 26/11, 01h (UTC)
Distance to the coast (km)
Flight time (h)
Landing within 24h DD
Landing within 48h DD
Landing within 72h DD
Landing within 120h DD
No landing within 120h DD
TPS deployment position
HWY1 (No landing)



Sat. 26/11, 07h (UTC)
Site: Capitol
Forecast date: Fri. 25/11, 00h (UTC)
Speed function: V10 speed Holtslag_1
Deployment date: Sat. 26/11, 07h (UTC)
Maximum forward trajectory duration : 10 days
Interrupt distance: 300km
Interrupt RWZ (10%) : 16km/s
Interrupt RWZ (5%) : 20km/s
No interruption
Interruption from Named cyclone
Interruption from Tracheid
Interruption from both
HWY1
Percentage of flying balloon within a TC as a function of flight time
Nearest cyclones tracheid - Number of GFS cases (15km)



Sat. 26/11, 07h (UTC)
Forecast date: Fri. 25/11, 00h (UTC)
Speed function: V10 speed Holtslag_1
Deployment date: Sat. 26/11, 07h (UTC)
Distance to the coast (km)
Flight time (h)
Landing within 24h DD
Landing within 48h DD
Landing within 72h DD
Landing within 120h DD
No landing within 120h DD
TPS deployment position
HWY1 (No landing)

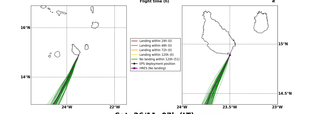

Sat. 26/11, 13h (UTC)
Site: Capitol
Forecast date: Fri. 25/11, 00h (UTC)
Speed function: V10 speed Holtslag_1
Deployment date: Sat. 26/11, 13h (UTC)
Maximum forward trajectory duration : 10 days
Interrupt distance: 300km
Interrupt RWZ (10%) : 16km/s
Interrupt RWZ (5%) : 20km/s
No interruption
Interruption from Named cyclone
Interruption from Tracheid
Interruption from both
HWY1
Percentage of flying balloon within a TC as a function of flight time
Nearest cyclones tracheid - Number of GFS cases (15km)


Sat. 26/11, 13h (UTC)
Forecast date: Fri. 25/11, 00h (UTC)
Speed function: V10 speed Holtslag_1
Deployment date: Sat. 26/11, 13h (UTC)
Distance to the coast (km)
Flight time (h)
Landing within 24h DD
Landing within 48h DD
Landing within 72h DD
Landing within 120h DD
No landing within 120h DD
TPS deployment position
HWY1 (No landing)

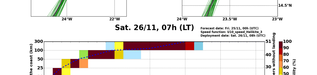

Sat. 26/11, 19h (UTC)
Site: Capitol
Forecast date: Fri. 25/11, 00h (UTC)
Speed function: V10 speed Holtslag_1
Deployment date: Sat. 26/11, 19h (UTC)
Maximum forward trajectory duration : 10 days
Interrupt distance: 300km
Interrupt RWZ (10%) : 16km/s
Interrupt RWZ (5%) : 20km/s
No interruption
Interruption from Named cyclone
Interruption from Tracheid
Interruption from both
HWY1
Percentage of flying balloon within a TC as a function of flight time
Nearest cyclones tracheid - Number of GFS cases (15km)


Sat. 26/11, 19h (UTC)
Forecast date: Fri. 25/11, 00h (UTC)
Speed function: V10 speed Holtslag_1
Deployment date: Sat. 26/11, 19h (UTC)
Distance to the coast (km)
Flight time (h)
Landing within 24h DD
Landing within 48h DD
Landing within 72h DD
Landing within 120h DD
No landing within 120h DD
TPS deployment position
HWY1 (No landing)


Sun. 27/11, 01h (UTC)
Site: Capitol
Forecast date: Fri. 25/11, 00h (UTC)
Speed function: V10 speed Holtslag_1
Deployment date: Sun. 27/11, 01h (UTC)
Maximum forward trajectory duration : 10 days
Interrupt distance: 300km
Interrupt RWZ (10%) : 16km/s
Interrupt RWZ (5%) : 20km/s
No interruption
Interruption from Named cyclone
Interruption from Tracheid
Interruption from both
HWY1
Percentage of flying balloon within a TC as a function of flight time
Nearest cyclones tracheid - Number of GFS cases (15km)

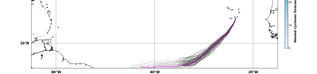

Sun. 27/11, 01h (UTC)
Forecast date: Fri. 25/11, 00h (UTC)
Speed function: V10 speed Holtslag_1
Deployment date: Sun. 27/11, 01h (UTC)
Distance to the coast (km)
Flight time (h)
Landing within 24h DD
Landing within 48h DD
Landing within 72h DD
Landing within 120h DD
No landing within 120h DD
TPS deployment position
HWY1 (No landing)



Sun. 27/11, 13h (UTC)
Site: Capitol
Forecast date: Fri. 25/11, 00h (UTC)
Speed function: V10 speed Holtslag_1
Deployment date: Sun. 27/11, 13h (UTC)
Maximum forward trajectory duration : 10 days
Interrupt distance: 300km
Interrupt RWZ (10%) : 16km/s
Interrupt RWZ (5%) : 20km/s
No interruption
Interruption from Named cyclone
Interruption from Tracheid
Interruption from both
HWY1
Percentage of flying balloon within a TC as a function of flight time
Nearest cyclones tracheid - Number of GFS cases (15km)



Sun. 27/11, 13h (UTC)
Forecast date: Fri. 25/11, 00h (UTC)
Speed function: V10 speed Holtslag_1
Deployment date: Sun. 27/11, 13h (UTC)
Distance to the coast (km)
Flight time (h)
Landing within 24h DD
Landing within 48h DD
Landing within 72h DD
Landing within 120h DD
No landing within 120h DD
TPS deployment position
HWY1 (No landing)



Mon. 28/11, 01h (UTC)
Site: Capitol
Forecast date: Fri. 25/11, 00h (UTC)
Speed function: V10 speed Holtslag_1
Deployment date: Mon. 28/11, 01h (UTC)
Maximum forward trajectory duration : 10 days
Interrupt distance: 300km
Interrupt RWZ (10%) : 16km/s
Interrupt RWZ (5%) : 20km/s
No interruption
Interruption from Named cyclone
Interruption from Tracheid
Interruption from both
HWY1
Percentage of flying balloon within a TC as a function of flight time
Nearest cyclones tracheid - Number of GFS cases (15km)


Mon. 28/11, 01h (UTC)
Forecast date: Fri. 25/11, 00h (UTC)
Speed function: V10 speed Holtslag_1
Deployment date: Mon. 28/11, 01h (UTC)
Distance to the coast (km)
Flight time (h)
Landing within 24h DD
Landing within 48h DD
Landing within 72h DD
Landing within 120h DD
No landing within 120h DD
TPS deployment position
HWY1 (No landing)



Mon. 28/11, 13h (UTC)
Site: Capitol
Forecast date: Fri. 25/11, 00h (UTC)
Speed function: V10 speed Holtslag_1
Deployment date: Mon. 28/11, 13h (UTC)
Maximum forward trajectory duration : 10 days
Interrupt distance: 300km
Interrupt RWZ (10%) : 16km/s
Interrupt RWZ (5%) : 20km/s
No interruption
Interruption from Named cyclone
Interruption from Tracheid
Interruption from both
HWY1
Percentage of flying balloon within a TC as a function of flight time
Nearest cyclones tracheid - Number of GFS cases (15km)


Mon. 28/11, 13h (UTC)
Forecast date: Fri. 25/11, 00h (UTC)
Speed function: V10 speed Holtslag_1
Deployment date: Mon. 28/11, 13h (UTC)
Distance to the coast (km)
Flight time (h)
Landing within 24h DD
Landing within 48h DD
Landing within 72h DD
Landing within 120h DD
No landing within 120h DD
TPS deployment position
HWY1 (No landing)


Tue. 29/11, 01h (UTC)
Site: Capitol
Forecast date: Fri. 25/11, 00h (UTC)
Speed function: V10 speed Holtslag_1
Deployment date: Tue. 29/11, 01h (UTC)
Maximum forward trajectory duration : 10 days
Interrupt distance: 300km
Interrupt RWZ (10%) : 16km/s
Interrupt RWZ (5%) : 20km/s
No interruption
Interruption from Named cyclone
Interruption from Tracheid
Interruption from both
HWY1
Percentage of flying balloon within a TC as a function of flight time
Nearest cyclones tracheid - Number of GFS cases (15km)


Tue. 29/11, 01h (UTC)
Forecast date: Fri. 25/11, 00h (UTC)
Speed function: V10 speed Holtslag_1
Deployment date: Tue. 29/11, 01h (UTC)
Distance to the coast (km)
Flight time (h)
Landing within 24h DD
Landing within 48h DD
Landing within 72h DD
Landing within 120h DD
No landing within 120h DD
TPS deployment position
HWY1 (No landing)


Wed. 30/11, 01h (UTC)
Site: Capitol
Forecast date: Fri. 25/11, 00h (UTC)
Speed function: V10 speed Holtslag_1
Deployment date: Wed. 30/11, 01h (UTC)
Maximum forward trajectory duration : 10 days
Interrupt distance: 300km
Interrupt RWZ (10%) : 16km/s
Interrupt RWZ (5%) : 20km/s
No interruption
Interruption from Named cyclone
Interruption from Tracheid
Interruption from both
HWY1
Percentage of flying balloon within a TC as a function of flight time
Nearest cyclones tracheid - Number of GFS cases (15km)


Wed. 30/11, 01h (UTC)
Forecast date: Fri. 25/11, 00h (UTC)
Speed function: V10 speed Holtslag_1
Deployment date: Wed. 30/11, 01h (UTC)
Distance to the coast (km)
Flight time (h)
Landing within 24h DD
Landing within 48h DD
Landing within 72h DD
Landing within 120h DD
No landing within 120h DD
TPS deployment position
HWY1 (No landing)