
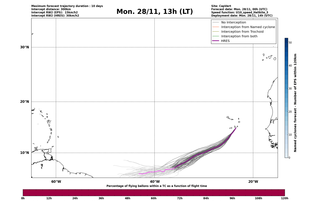
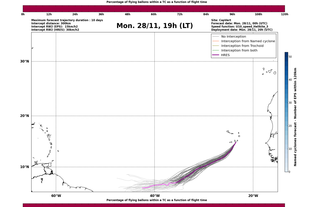



Analysis
Deterministic forecast (HRES)
Data not available
Forecast date: Mon. 28/11, 00h (UTC)
Site: Cayirhot
Speed function: V10 speed (Holtslag_1
Deployment date: Mon. 28/11, 13h (SPV)
Deployment date (start)
Interrupt time (h)
Percentage of sail rotation(s)
Measurement time (h)

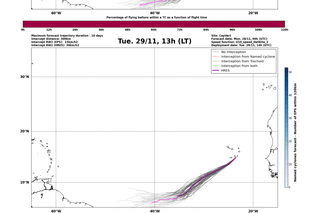

TC Central Pressure at interrupt time (hPa)
Minimum TC pressure during measurement period (hPa)
Wind at launch time (m/s)
Minimum of pressure within 300km at interrupt time (hPa)
Deepest minimum of pressure within 300km during measurement period
Integrated RIA2 (m/s)

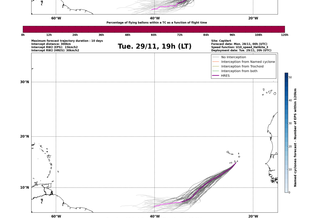

Mon. 28/11, 13h (SPV)
Maximum forecast trajectory duration : 10 days
Interrupt distance: 2000km
Interrupt RIA1 (hPa): 10day(s)
Interrupt RIA2 (hPa/h): 10day(s)
Site: Cayirhot
Forecast date: Mon. 28/11, 00h (UTC)
Speed function: V10_speed_Holtslag_1
Deployment date: Mon. 28/11, 13h (SPV)
No interception
Interception from Named cyclone
Interception from Tracked
Interception from both
HRES
Percentage of flying ballons within a TC as a function of flight time
Named cyclones tracked - Number of HPA covers 1 Dobson

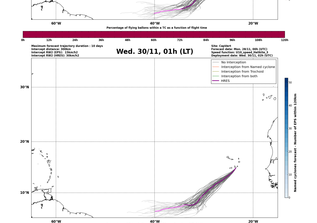

Mon. 28/11, 19h (SPV)
Maximum forecast trajectory duration : 10 days
Interrupt distance: 2000km
Interrupt RIA1 (hPa): 10day(s)
Interrupt RIA2 (hPa/h): 10day(s)
Site: Cayirhot
Forecast date: Mon. 28/11, 00h (UTC)
Speed function: V10_speed_Holtslag_1
Deployment date: Mon. 28/11, 19h (SPV)
No interception
Interception from Named cyclone
Interception from Tracked
Interception from both
HRES
Percentage of flying ballons within a TC as a function of flight time
Named cyclones tracked - Number of HPA covers 1 Dobson



Tue. 29/11, 01h (LT)
Maximum forecast trajectory duration : 10 days
Interrupt distance: 2000km
Interrupt RIA1 (hPa): 10day(s)
Interrupt RIA2 (hPa/h): 10day(s)
Site: Cayirhot
Forecast date: Mon. 28/11, 00h (UTC)
Speed function: V10_speed_Holtslag_1
Deployment date: Tue. 29/11, 01h (SPV)
No interception
Interception from Named cyclone
Interception from Tracked
Interception from both
HRES
Percentage of flying ballons within a TC as a function of flight time
Named cyclones tracked - Number of HPA covers 1 Dobson

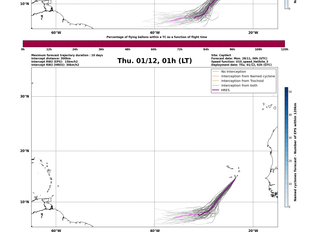

Tue. 29/11, 07h (LT)
Maximum forecast trajectory duration : 10 days
Interrupt distance: 2000km
Interrupt RIA1 (hPa): 10day(s)
Interrupt RIA2 (hPa/h): 10day(s)
Site: Cayirhot
Forecast date: Mon. 28/11, 00h (UTC)
Speed function: V10_speed_Holtslag_1
Deployment date: Tue. 29/11, 07h (SPV)
No interception
Interception from Named cyclone
Interception from Tracked
Interception from both
HRES
Percentage of flying ballons within a TC as a function of flight time
Named cyclones tracked - Number of HPA covers 1 Dobson

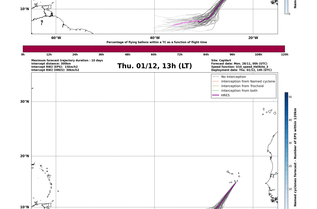

Tue. 29/11, 13h (LT)
Maximum forecast trajectory duration : 10 days
Interrupt distance: 2000km
Interrupt RIA1 (hPa): 10day(s)
Interrupt RIA2 (hPa/h): 10day(s)
Site: Cayirhot
Forecast date: Mon. 28/11, 00h (UTC)
Speed function: V10_speed_Holtslag_1
Deployment date: Tue. 29/11, 13h (SPV)
No interception
Interception from Named cyclone
Interception from Tracked
Interception from both
HRES
Percentage of flying ballons within a TC as a function of flight time
Named cyclones tracked - Number of HPA covers 1 Dobson

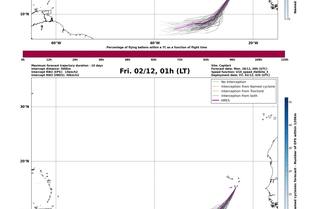

Tue. 29/11, 19h (LT)
Maximum forecast trajectory duration : 10 days
Interrupt distance: 2000km
Interrupt RIA1 (hPa): 10day(s)
Interrupt RIA2 (hPa/h): 10day(s)
Site: Cayirhot
Forecast date: Mon. 28/11, 00h (UTC)
Speed function: V10_speed_Holtslag_1
Deployment date: Tue. 29/11, 19h (SPV)
No interception
Interception from Named cyclone
Interception from Tracked
Interception from both
HRES
Percentage of flying ballons within a TC as a function of flight time
Named cyclones tracked - Number of HPA covers 1 Dobson

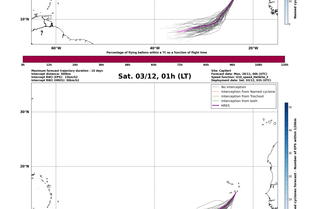

Wed. 30/11, 01h (LT)
Maximum forecast trajectory duration : 10 days
Interrupt distance: 2000km
Interrupt RIA1 (hPa): 10day(s)
Interrupt RIA2 (hPa/h): 10day(s)
Site: Cayirhot
Forecast date: Mon. 28/11, 00h (UTC)
Speed function: V10_speed_Holtslag_1
Deployment date: Wed. 30/11, 01h (SPV)
No interception
Interception from Named cyclone
Interception from Tracked
Interception from both
HRES
Percentage of flying ballons within a TC as a function of flight time
Named cyclones tracked - Number of HPA covers 1 Dobson



Wed. 30/11, 13h (LT)
Maximum forecast trajectory duration : 10 days
Interrupt distance: 2000km
Interrupt RIA1 (hPa): 10day(s)
Interrupt RIA2 (hPa/h): 10day(s)
Site: Cayirhot
Forecast date: Mon. 28/11, 00h (UTC)
Speed function: V10_speed_Holtslag_1
Deployment date: Wed. 30/11, 13h (SPV)
No interception
Interception from Named cyclone
Interception from Tracked
Interception from both
HRES
Percentage of flying ballons within a TC as a function of flight time
Named cyclones tracked - Number of HPA covers 1 Dobson



Thu. 01/12, 01h (LT)
Maximum forecast trajectory duration : 10 days
Interrupt distance: 2000km
Interrupt RIA1 (hPa): 10day(s)
Interrupt RIA2 (hPa/h): 10day(s)
Site: Cayirhot
Forecast date: Mon. 28/11, 00h (UTC)
Speed function: V10_speed_Holtslag_1
Deployment date: Thu. 01/12, 01h (SPV)
No interception
Interception from Named cyclone
Interception from Tracked
Interception from both
HRES
Percentage of flying ballons within a TC as a function of flight time
Named cyclones tracked - Number of HPA covers 1 Dobson

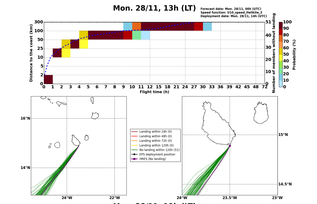

Thu. 01/12, 13h (LT)
Maximum forecast trajectory duration : 10 days
Interrupt distance: 2000km
Interrupt RIA1 (hPa): 10day(s)
Interrupt RIA2 (hPa/h): 10day(s)
Site: Cayirhot
Forecast date: Mon. 28/11, 00h (UTC)
Speed function: V10_speed_Holtslag_1
Deployment date: Thu. 01/12, 13h (SPV)
No interception
Interception from Named cyclone
Interception from Tracked
Interception from both
HRES
Percentage of flying ballons within a TC as a function of flight time
Named cyclones tracked - Number of HPA covers 1 Dobson

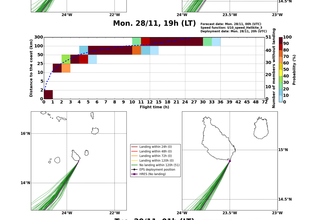

Fri. 02/12, 01h (LT)
Maximum forecast trajectory duration : 10 days
Interrupt distance: 2000km
Interrupt RIA1 (hPa): 10day(s)
Interrupt RIA2 (hPa/h): 10day(s)
Site: Cayirhot
Forecast date: Mon. 28/11, 00h (UTC)
Speed function: V10_speed_Holtslag_1
Deployment date: Fri. 02/12, 01h (SPV)
No interception
Interception from Named cyclone
Interception from Tracked
Interception from both
HRES
Percentage of flying ballons within a TC as a function of flight time
Named cyclones tracked - Number of HPA covers 1 Dobson

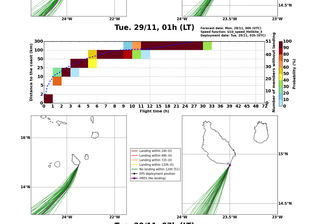

Sat. 03/12, 01h (LT)
Maximum forecast trajectory duration : 10 days
Interrupt distance: 2000km
Interrupt RIA1 (hPa): 10day(s)
Interrupt RIA2 (hPa/h): 10day(s)
Site: Cayirhot
Forecast date: Mon. 28/11, 00h (UTC)
Speed function: V10_speed_Holtslag_1
Deployment date: Sat. 03/12, 01h (SPV)
No interception
Interception from Named cyclone
Interception from Tracked
Interception from both
HRES
Percentage of flying ballons within a TC as a function of flight time
Named cyclones tracked - Number of HPA covers 1 Dobson

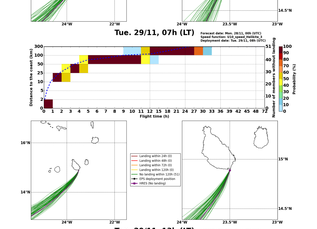

Analysis
Deterministic forecast (HRES)
Data not available
Forecast date: Mon. 28/11, 00h (UTC)
Site: Cayirhot
Speed function: V10_speed_Holtslag_1
Deployment date: Mon. 28/11, 13h (SPV)
Deployment date (start)
Interrupt time (h)
Percentage of sail rotation(s)
Measurement time (h)

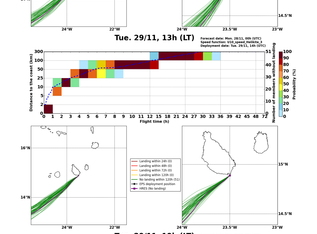

Minimum of pressure within 300km at interrupt time (hPa)
Deepest minimum of pressure within 300km during measurement period
Integrated RIA2 (m/s)

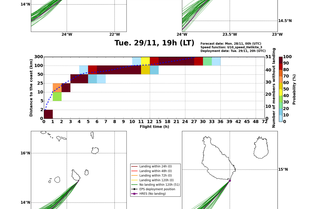

Mon. 28/11, 13h (LT)
Forecast date: Mon. 28/11, 00h (UTC)
Speed function: V10_speed_Holtslag_1
Deployment date: Mon. 28/11, 13h (SPV)
Distance to the coast (km)
Flight time (h)
Landing within 24h GD
Landing within 48h GD
Landing within 72h GD
No landing within 120h GD
Interception from Named cyclone
SPV deployment position
HRES (No landing)

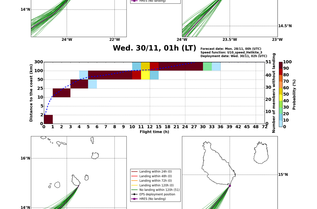

Mon. 28/11, 19h (LT)
Forecast date: Mon. 28/11, 00h (UTC)
Speed function: V10_speed_Holtslag_1
Deployment date: Mon. 28/11, 19h (SPV)
Distance to the coast (km)
Flight time (h)
Landing within 24h GD
Landing within 48h GD
Landing within 72h GD
No landing within 120h GD
Interception from Named cyclone
SPV deployment position
HRES (No landing)



Tue. 29/11, 01h (LT)
Forecast date: Mon. 28/11, 00h (UTC)
Speed function: V10_speed_Holtslag_1
Deployment date: Tue. 29/11, 01h (SPV)
Distance to the coast (km)
Flight time (h)
Landing within 24h GD
Landing within 48h GD
Landing within 72h GD
No landing within 120h GD
Interception from Named cyclone
SPV deployment position
HRES (No landing)



Tue. 29/11, 07h (LT)
Forecast date: Mon. 28/11, 00h (UTC)
Speed function: V10_speed_Holtslag_1
Deployment date: Tue. 29/11, 07h (SPV)
Distance to the coast (km)
Flight time (h)
Landing within 24h GD
Landing within 48h GD
Landing within 72h GD
No landing within 120h GD
Interception from Named cyclone
SPV deployment position
HRES (No landing)

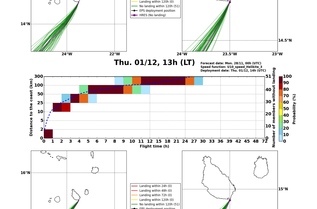

Tue. 29/11, 13h (LT)
Forecast date: Mon. 28/11, 00h (UTC)
Speed function: V10_speed_Holtslag_1
Deployment date: Tue. 29/11, 13h (SPV)
Distance to the coast (km)
Flight time (h)
Landing within 24h GD
Landing within 48h GD
Landing within 72h GD
No landing within 120h GD
Interception from Named cyclone
SPV deployment position
HRES (No landing)

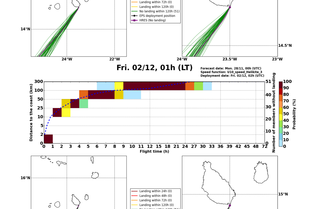

Tue. 29/11, 19h (LT)
Forecast date: Mon. 28/11, 00h (UTC)
Speed function: V10_speed_Holtslag_1
Deployment date: Tue. 29/11, 19h (SPV)
Distance to the coast (km)
Flight time (h)
Landing within 24h GD
Landing within 48h GD
Landing within 72h GD
No landing within 120h GD
Interception from Named cyclone
SPV deployment position
HRES (No landing)

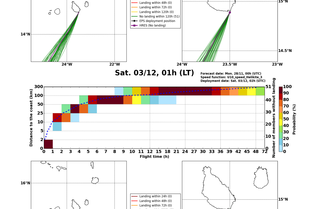

Wed. 30/11, 01h (LT)
Forecast date: Mon. 28/11, 00h (UTC)
Speed function: V10_speed_Holtslag_1
Deployment date: Wed. 30/11, 01h (SPV)
Distance to the coast (km)
Flight time (h)
Landing within 24h GD
Landing within 48h GD
Landing within 72h GD
No landing within 120h GD
Interception from Named cyclone
SPV deployment position
HRES (No landing)


Wed. 30/11, 13h (LT)
Forecast date: Mon. 28/11, 00h (UTC)
Speed function: V10_speed_Holtslag_1
Deployment date: Wed. 30/11, 13h (SPV)
Distance to the coast (km)
Flight time (h)
Landing within 24h GD
Landing within 48h GD
Landing within 72h GD
No landing within 120h GD
Interception from Named cyclone
SPV deployment position
HRES (No landing)


Thu. 01/12, 01h (LT)
Forecast date: Mon. 28/11, 00h (UTC)
Speed function: V10_speed_Holtslag_1
Deployment date: Thu. 01/12, 01h (SPV)
Distance to the coast (km)
Flight time (h)
Landing within 24h GD
Landing within 48h GD
Landing within 72h GD
No landing within 120h GD
Interception from Named cyclone
SPV deployment position
HRES (No landing)


Thu. 01/12, 13h (LT)
Forecast date: Mon. 28/11, 00h (UTC)
Speed function: V10_speed_Holtslag_1
Deployment date: Thu. 01/12, 13h (SPV)
Distance to the coast (km)
Flight time (h)
Landing within 24h GD
Landing within 48h GD
Landing within 72h GD
No landing within 120h GD
Interception from Named cyclone
SPV deployment position
HRES (No landing)


Fri. 02/12, 01h (LT)
Forecast date: Mon. 28/11, 00h (UTC)
Speed function: V10_speed_Holtslag_1
Deployment date: Fri. 02/12, 01h (SPV)
Distance to the coast (km)
Flight time (h)
Landing within 24h GD
Landing within 48h GD
Landing within 72h GD
No landing within 120h GD
Interception from Named cyclone
SPV deployment position
HRES (No landing)


Sat. 03/12, 01h (LT)
Forecast date: Mon. 28/11, 00h (UTC)
Speed function: V10_speed_Holtslag_1
Deployment date: Sat. 03/12, 01h (SPV)
Distance to the coast (km)
Flight time (h)
Landing within 24h GD
Landing within 48h GD
Landing within 72h GD
No landing within 120h GD
Interception from Named cyclone
SPV deployment position
HRES (No landing)