


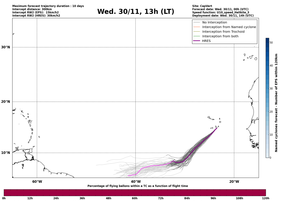
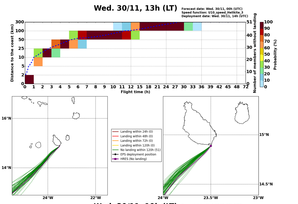

Forecast date: Wed. 30/11, 00h (UTC)
Site: Capitol
Speed function: V10 speed Holthöj, 3
Deployment date: Wed. 30/11, 00h (UTC)
Analysis
Synoptic forecast (48h)
Data not available
Deployment date (start)
Percentage of all clusters
Intercept Time (h)
Measurement time (h)
Wed. 30/11, 13h
Thu. 01/12, 01h
Thu. 01/12, 07h
Thu. 01/12, 13h
Thu. 01/12, 19h
Fri. 02/12, 01h
Fri. 02/12, 07h
Fri. 02/12, 13h
Sat. 03/12, 01h
Sat. 03/12, 07h
Sun. 04/12, 01h
Sun. 04/12, 07h
Mon. 05/12, 01h


Forecast date: Wed. 30/11, 00h (UTC)
Site: Capitol
Speed function: V10 speed Holthöj, 3
Deployment date: Wed. 30/11, 00h (UTC)
Analysis
Synoptic forecast (48h)
Data not available
Deployment date (start)
Percentage of all clusters
Intercept time (h)
Measurement time (h)
Wed. 30/11, 13h
Thu. 01/12, 01h
Thu. 01/12, 07h
Thu. 01/12, 13h
Thu. 01/12, 19h
Fri. 02/12, 01h
Fri. 02/12, 07h
Fri. 02/12, 13h
Sat. 03/12, 01h
Sat. 03/12, 07h
Sun. 04/12, 01h
Sun. 04/12, 07h
Mon. 05/12, 01h


Deployment date (start)
Percentage of all clusters
TC Central Pressure at intercept time (hPa)
Minimum TC pressure during measurement period (hPa)
Wind at launch time (m/s)
Wed. 30/11, 13h
Thu. 01/12, 01h
Thu. 01/12, 07h
Thu. 01/12, 13h
Thu. 01/12, 19h
Fri. 02/12, 01h
Fri. 02/12, 07h
Fri. 02/12, 13h
Sat. 03/12, 01h
Sat. 03/12, 07h
Sun. 04/12, 01h
Sun. 04/12, 07h
Mon. 05/12, 01h


Deployment date (start)
Percentage of all clusters
Minimum of pressure within 300km at intercept time (hPa)
Deepest minimum of pressure within 300km during measurement period
Integrated RWZ (m/s)
Wed. 30/11, 13h
Thu. 01/12, 01h
Thu. 01/12, 07h
Thu. 01/12, 13h
Thu. 01/12, 19h
Fri. 02/12, 01h
Fri. 02/12, 07h
Fri. 02/12, 13h
Sat. 03/12, 01h
Sat. 03/12, 07h
Sun. 04/12, 01h
Sun. 04/12, 07h
Mon. 05/12, 01h


Maximum forward trajectory duration : 10 days
Intercept distance: 300km
Intercept RWZ (24h): 10km/s
Intercept RWZ (360h): 30km/s
Site: Capitol
Forecast date: Wed. 30/11, 00h (UTC)
Speed function: V10 speed Holthöj, 3
Deployment date: Wed. 30/11, 13h (UTC)
No intersection
Intersection from Named cyclone
Intersection from Tracked
Intersection from both
HRES
Percentage of flying balloons within a TC as a function of flight time
Wed. 30/11, 13h (LT)
Wed. 30/11, 19h (LT)
Thu. 01/12, 01h (LT)
Thu. 01/12, 07h (LT)
Thu. 01/12, 13h (LT)
Thu. 01/12, 19h (LT)
Fri. 02/12, 01h (LT)
Fri. 02/12, 13h (LT)
Sat. 03/12, 01h (LT)
Sat. 03/12, 13h (LT)
Sun. 04/12, 01h (LT)
Sun. 04/12, 13h (LT)
Mon. 05/12, 01h (LT)


Site: Capitol
Forecast date: Wed. 30/11, 00h (UTC)
Speed function: V10 speed Holthöj, 3
Deployment date: Wed. 30/11, 13h (UTC)
Wed. 30/11, 13h (LT)
Wed. 30/11, 19h (LT)
Thu. 01/12, 01h (LT)
Thu. 01/12, 07h (LT)
Thu. 01/12, 13h (LT)
Thu. 01/12, 19h (LT)
Fri. 02/12, 01h (LT)
Fri. 02/12, 13h (LT)
Sat. 03/12, 01h (LT)
Sat. 03/12, 13h (LT)
Sun. 04/12, 01h (LT)
Sun. 04/12, 13h (LT)
Mon. 05/12, 01h (LT)
Distance to the coast (km)
Flight time (h)
Landing within 24h SD
Landing within 48h SD
Landing within 72h SD
Landing within 120h SD
No landing within 120h SD
TPS deployment position
HRES (No landing)