


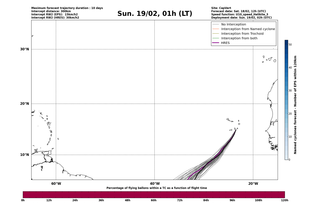
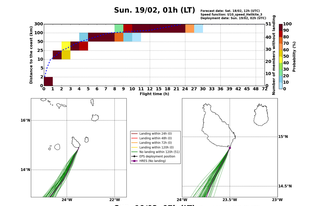

Analysis
Synoptic forecast (ARDU)
Data not available
Forecast date: Sat. 18/02, 12h (UTC)
Site: Cayirlert
Speed function: V10_speed_Holtslag_1
Historic cyclones (1950-2021)

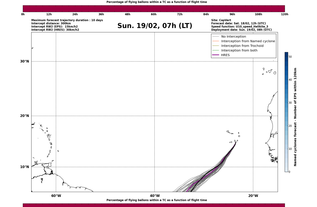

Analysis
Synoptic forecast (ARDU)
Data not available
Forecast date: Sat. 18/02, 12h (UTC)
Site: Cayirlert
Speed function: V10_speed_Holtslag_1
Historic cyclones (1950-2021)

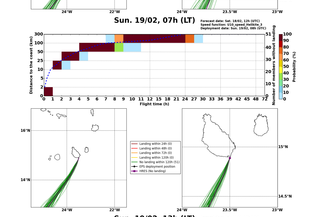

Interrupt Time (h)
Measurement time (h)
TC Central Pressure at interrupt time (hPa)
Minimum TC pressure during measurement period (hPa)
Wind at launch time (m/s)



Interrupt Time (h)
Measurement time (h)
Minimum of pressure within 300km at interrupt time (hPa)
Deepest minimum of pressure within 300km during measurement period
Integrated RW2 (m/s)

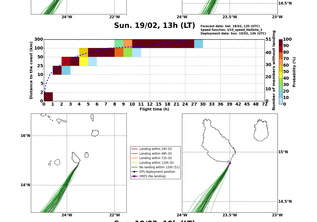

Maximum forecast trajectory duration : 10 days
Interrupt distance: 300km
Interrupt RW1 (hPa): -10mb/d
Interrupt RW2 (hPa/h): -3mb/d
Site: Cayirlert
Forecast date: Sat. 18/02, 12h (UTC)
Speed function: V10_speed_Holtslag_1
Deployment date: Sun. 19/02, 01h (LT)
No interruption
Interruption from Named cyclone
Interruption from Tracheid
Interruption from both
ARDU
Percentage of flying balloons within a TC as a function of flight time
Nearest cyclones tracklet - Number of GFS events (1950-2021)

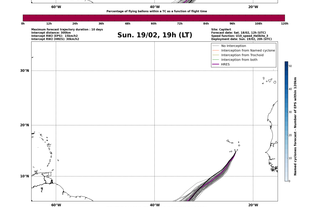

Sun. 19/02, 01h (LT)
Landing within 24h (S)
Landing within 48h (S)
Landing within 72h (S)
No landing within 72h (S)
TPS deployment position
ARDU (No landing)
Distance to the coast (km)
Flight time (h)

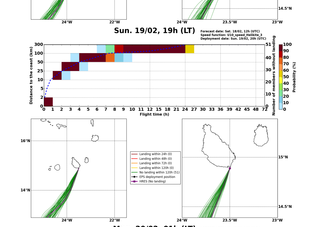

Maximum forecast trajectory duration : 10 days
Interrupt distance: 300km
Interrupt RW1 (hPa): -10mb/d
Interrupt RW2 (hPa/h): -3mb/d
Site: Cayirlert
Forecast date: Sat. 18/02, 12h (UTC)
Speed function: V10_speed_Holtslag_1
Deployment date: Sun. 19/02, 07h (LT)
No interruption
Interruption from Named cyclone
Interruption from Tracheid
Interruption from both
ARDU
Percentage of flying balloons within a TC as a function of flight time
Nearest cyclones tracklet - Number of GFS events (1950-2021)

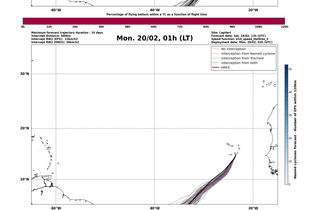

Sun. 19/02, 07h (LT)
Landing within 24h (S)
Landing within 48h (S)
Landing within 72h (S)
No landing within 72h (S)
TPS deployment position
ARDU (No landing)
Distance to the coast (km)
Flight time (h)



Maximum forecast trajectory duration : 10 days
Interrupt distance: 300km
Interrupt RW1 (hPa): -10mb/d
Interrupt RW2 (hPa/h): -3mb/d
Site: Cayirlert
Forecast date: Sat. 18/02, 12h (UTC)
Speed function: V10_speed_Holtslag_1
Deployment date: Sun. 19/02, 13h (LT)
No interruption
Interruption from Named cyclone
Interruption from Tracheid
Interruption from both
ARDU
Percentage of flying balloons within a TC as a function of flight time
Nearest cyclones tracklet - Number of GFS events (1950-2021)

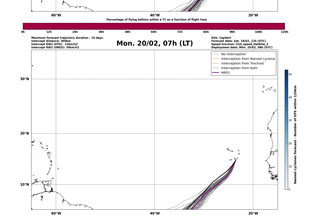

Sun. 19/02, 13h (LT)
Landing within 24h (S)
Landing within 48h (S)
Landing within 72h (S)
No landing within 72h (S)
TPS deployment position
ARDU (No landing)
Distance to the coast (km)
Flight time (h)

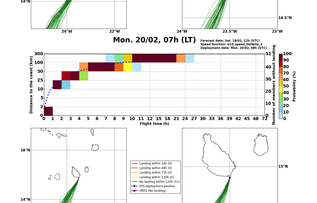

Maximum forecast trajectory duration : 10 days
Interrupt distance: 300km
Interrupt RW1 (hPa): -10mb/d
Interrupt RW2 (hPa/h): -3mb/d
Site: Cayirlert
Forecast date: Sat. 18/02, 12h (UTC)
Speed function: V10_speed_Holtslag_1
Deployment date: Sun. 19/02, 19h (LT)
No interruption
Interruption from Named cyclone
Interruption from Tracheid
Interruption from both
ARDU
Percentage of flying balloons within a TC as a function of flight time
Nearest cyclones tracklet - Number of GFS events (1950-2021)

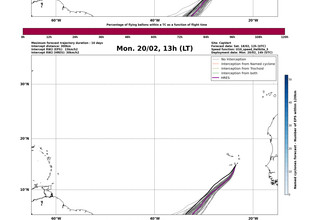

Sun. 19/02, 19h (LT)
Landing within 24h (S)
Landing within 48h (S)
Landing within 72h (S)
No landing within 72h (S)
TPS deployment position
ARDU (No landing)
Distance to the coast (km)
Flight time (h)

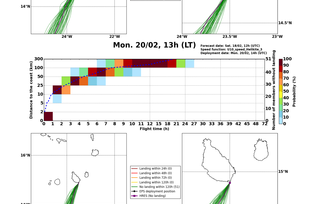

Maximum forecast trajectory duration : 10 days
Interrupt distance: 300km
Interrupt RW1 (hPa): -10mb/d
Interrupt RW2 (hPa/h): -3mb/d
Site: Cayirlert
Forecast date: Sat. 18/02, 12h (UTC)
Speed function: V10_speed_Holtslag_1
Deployment date: Mon. 20/02, 01h (LT)
No interruption
Interruption from Named cyclone
Interruption from Tracheid
Interruption from both
ARDU
Percentage of flying balloons within a TC as a function of flight time
Nearest cyclones tracklet - Number of GFS events (1950-2021)

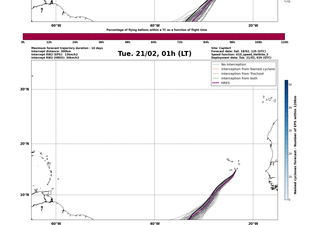

Mon. 20/02, 01h (LT)
Landing within 24h (S)
Landing within 48h (S)
Landing within 72h (S)
No landing within 72h (S)
TPS deployment position
ARDU (No landing)
Distance to the coast (km)
Flight time (h)

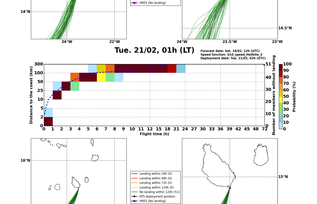

Maximum forecast trajectory duration : 10 days
Interrupt distance: 300km
Interrupt RW1 (hPa): -10mb/d
Interrupt RW2 (hPa/h): -3mb/d
Site: Cayirlert
Forecast date: Sat. 18/02, 12h (UTC)
Speed function: V10_speed_Holtslag_1
Deployment date: Mon. 20/02, 07h (LT)
No interruption
Interruption from Named cyclone
Interruption from Tracheid
Interruption from both
ARDU
Percentage of flying balloons within a TC as a function of flight time
Nearest cyclones tracklet - Number of GFS events (1950-2021)

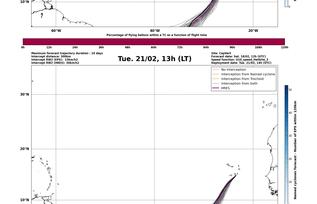

Mon. 20/02, 07h (LT)
Landing within 24h (S)
Landing within 48h (S)
Landing within 72h (S)
No landing within 72h (S)
TPS deployment position
ARDU (No landing)
Distance to the coast (km)
Flight time (h)

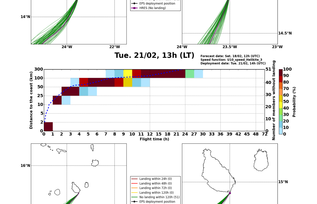

Maximum forecast trajectory duration : 10 days
Interrupt distance: 300km
Interrupt RW1 (hPa): -10mb/d
Interrupt RW2 (hPa/h): -3mb/d
Site: Cayirlert
Forecast date: Sat. 18/02, 12h (UTC)
Speed function: V10_speed_Holtslag_1
Deployment date: Mon. 20/02, 13h (LT)
No interruption
Interruption from Named cyclone
Interruption from Tracheid
Interruption from both
ARDU
Percentage of flying balloons within a TC as a function of flight time
Nearest cyclones tracklet - Number of GFS events (1950-2021)

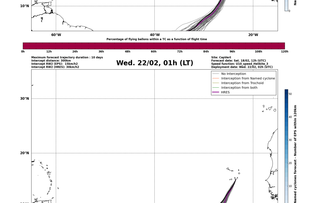

Mon. 20/02, 13h (LT)
Landing within 24h (S)
Landing within 48h (S)
Landing within 72h (S)
No landing within 72h (S)
TPS deployment position
ARDU (No landing)
Distance to the coast (km)
Flight time (h)

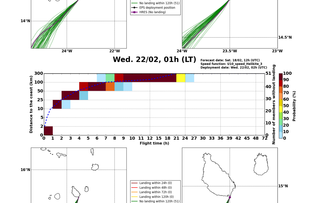

Maximum forecast trajectory duration : 10 days
Interrupt distance: 300km
Interrupt RW1 (hPa): -10mb/d
Interrupt RW2 (hPa/h): -3mb/d
Site: Cayirlert
Forecast date: Sat. 18/02, 12h (UTC)
Speed function: V10_speed_Holtslag_1
Deployment date: Tue. 21/02, 01h (LT)
No interruption
Interruption from Named cyclone
Interruption from Tracheid
Interruption from both
ARDU
Percentage of flying balloons within a TC as a function of flight time
Nearest cyclones tracklet - Number of GFS events (1950-2021)

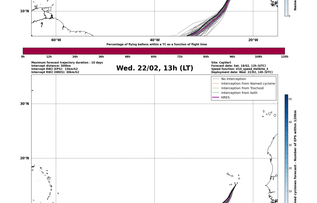

Tue. 21/02, 01h (LT)
Landing within 24h (S)
Landing within 48h (S)
Landing within 72h (S)
No landing within 72h (S)
TPS deployment position
ARDU (No landing)
Distance to the coast (km)
Flight time (h)



Maximum forecast trajectory duration : 10 days
Interrupt distance: 300km
Interrupt RW1 (hPa): -10mb/d
Interrupt RW2 (hPa/h): -3mb/d
Site: Cayirlert
Forecast date: Sat. 18/02, 12h (UTC)
Speed function: V10_speed_Holtslag_1
Deployment date: Tue. 21/02, 13h (LT)
No interruption
Interruption from Named cyclone
Interruption from Tracheid
Interruption from both
ARDU
Percentage of flying balloons within a TC as a function of flight time
Nearest cyclones tracklet - Number of GFS events (1950-2021)

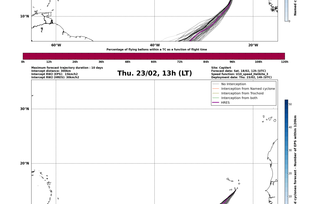

Tue. 21/02, 13h (LT)
Landing within 24h (S)
Landing within 48h (S)
Landing within 72h (S)
No landing within 72h (S)
TPS deployment position
ARDU (No landing)
Distance to the coast (km)
Flight time (h)

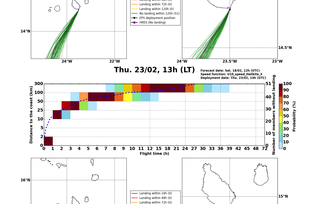

Maximum forecast trajectory duration : 10 days
Interrupt distance: 300km
Interrupt RW1 (hPa): -10mb/d
Interrupt RW2 (hPa/h): -3mb/d
Site: Cayirlert
Forecast date: Sat. 18/02, 12h (UTC)
Speed function: V10_speed_Holtslag_1
Deployment date: Wed. 22/02, 01h (LT)
No interruption
Interruption from Named cyclone
Interruption from Tracheid
Interruption from both
ARDU
Percentage of flying balloons within a TC as a function of flight time
Nearest cyclones tracklet - Number of GFS events (1950-2021)


Wed. 22/02, 01h (LT)
Landing within 24h (S)
Landing within 48h (S)
Landing within 72h (S)
No landing within 72h (S)
TPS deployment position
ARDU (No landing)
Distance to the coast (km)
Flight time (h)


Maximum forecast trajectory duration : 10 days
Interrupt distance: 300km
Interrupt RW1 (hPa): -10mb/d
Interrupt RW2 (hPa/h): -3mb/d
Site: Cayirlert
Forecast date: Sat. 18/02, 12h (UTC)
Speed function: V10_speed_Holtslag_1
Deployment date: Wed. 22/02, 13h (LT)
No interruption
Interruption from Named cyclone
Interruption from Tracheid
Interruption from both
ARDU
Percentage of flying balloons within a TC as a function of flight time
Nearest cyclones tracklet - Number of GFS events (1950-2021)


Wed. 22/02, 13h (LT)
Landing within 24h (S)
Landing within 48h (S)
Landing within 72h (S)
No landing within 72h (S)
TPS deployment position
ARDU (No landing)
Distance to the coast (km)
Flight time (h)


Maximum forecast trajectory duration : 10 days
Interrupt distance: 300km
Interrupt RW1 (hPa): -10mb/d
Interrupt RW2 (hPa/h): -3mb/d
Site: Cayirlert
Forecast date: Sat. 18/02, 12h (UTC)
Speed function: V10_speed_Holtslag_1
Deployment date: Thu. 23/02, 13h (LT)
No interruption
Interruption from Named cyclone
Interruption from Tracheid
Interruption from both
ARDU
Percentage of flying balloons within a TC as a function of flight time
Nearest cyclones tracklet - Number of GFS events (1950-2021)


Thu. 23/02, 13h (LT)
Landing within 24h (S)
Landing within 48h (S)
Landing within 72h (S)
No landing within 72h (S)
TPS deployment position
ARDU (No landing)
Distance to the coast (km)
Flight time (h)