


Analysis
Synthetic forecast (HWS)
Data not available
Forecast date: Sat. 11/03, 12h (UTC)
Site: Cayirhan
Speed function: V10 speed.Holtslag_1
Historic cyclones (100km)
Sun. 11/05, 01h
Mon. 11/04, 07h
Tue. 11/04, 13h
Wed. 11/05, 19h
Thu. 11/06, 01h
Interrupt Time (h)
Measurement time (h)
Percentage of all cases


Sun. 11/05, 01h
Mon. 11/04, 07h
Tue. 11/04, 13h
Wed. 11/05, 19h
Thu. 11/06, 01h
TC Central Pressure at interrupt time (hPa)
Minimum TC pressure during measurement period (hPa)
Wind at launch time (m/s)



Sun. 11/05, 01h
Mon. 11/04, 07h
Tue. 11/04, 13h
Wed. 11/05, 19h
Thu. 11/06, 01h
Minimum of pressure within 300km at interrupt time (hPa)
Deepest minimum of pressure within 300km during measurement period
Integrated RWZ (m/s)


Sun. 12/03, 01h (LT)
Maximum forward trajectory duration : 10 days
Interrupt distance: 300km
Interrupt RWZ (RWZ): 10km/s
Interrupt RWZ (RWZ): 30km/s
Site: Cayirhan
Forecast date: Sat. 11/05, 12h (UTC)
Speed function: V10 speed.Holtslag_1
Deployment date: Sun. 12/03, 00h (UTC)
No interception
Interception from Named cyclone
Interception from Tracked
Interception from both
HWS
Percentage of flying balloons within a TC as a function of flight time
Nearest cyclones tracked - Number of HPA centre (100km)

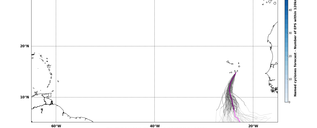

Sun. 12/03, 07h (LT)
Maximum forward trajectory duration : 10 days
Interrupt distance: 300km
Interrupt RWZ (RWZ): 10km/s
Interrupt RWZ (RWZ): 30km/s
Site: Cayirhan
Forecast date: Sat. 11/05, 12h (UTC)
Speed function: V10 speed.Holtslag_1
Deployment date: Sun. 12/03, 06h (UTC)
No interception
Interception from Named cyclone
Interception from Tracked
Interception from both
HWS
Percentage of flying balloons within a TC as a function of flight time
Nearest cyclones tracked - Number of HPA centre (100km)



Sun. 12/03, 13h (LT)
Maximum forward trajectory duration : 10 days
Interrupt distance: 300km
Interrupt RWZ (RWZ): 10km/s
Interrupt RWZ (RWZ): 30km/s
Site: Cayirhan
Forecast date: Sat. 11/05, 12h (UTC)
Speed function: V10 speed.Holtslag_1
Deployment date: Sun. 12/03, 12h (UTC)
No interception
Interception from Named cyclone
Interception from Tracked
Interception from both
HWS
Percentage of flying balloons within a TC as a function of flight time
Nearest cyclones tracked - Number of HPA centre (100km)


Sun. 12/03, 19h (LT)
Maximum forward trajectory duration : 10 days
Interrupt distance: 300km
Interrupt RWZ (RWZ): 10km/s
Interrupt RWZ (RWZ): 30km/s
Site: Cayirhan
Forecast date: Sat. 11/05, 12h (UTC)
Speed function: V10 speed.Holtslag_1
Deployment date: Sun. 12/03, 18h (UTC)
No interception
Interception from Named cyclone
Interception from Tracked
Interception from both
HWS
Percentage of flying balloons within a TC as a function of flight time
Nearest cyclones tracked - Number of HPA centre (100km)



Mon. 13/03, 01h (LT)
Maximum forward trajectory duration : 10 days
Interrupt distance: 300km
Interrupt RWZ (RWZ): 10km/s
Interrupt RWZ (RWZ): 30km/s
Site: Cayirhan
Forecast date: Sat. 11/05, 12h (UTC)
Speed function: V10 speed.Holtslag_1
Deployment date: Mon. 13/03, 00h (UTC)
No interception
Interception from Named cyclone
Interception from Tracked
Interception from both
HWS
Percentage of flying balloons within a TC as a function of flight time
Nearest cyclones tracked - Number of HPA centre (100km)



Mon. 13/03, 07h (LT)
Maximum forward trajectory duration : 10 days
Interrupt distance: 300km
Interrupt RWZ (RWZ): 10km/s
Interrupt RWZ (RWZ): 30km/s
Site: Cayirhan
Forecast date: Sat. 11/05, 12h (UTC)
Speed function: V10 speed.Holtslag_1
Deployment date: Mon. 13/03, 06h (UTC)
No interception
Interception from Named cyclone
Interception from Tracked
Interception from both
HWS
Percentage of flying balloons within a TC as a function of flight time
Nearest cyclones tracked - Number of HPA centre (100km)


Mon. 13/03, 13h (LT)
Maximum forward trajectory duration : 10 days
Interrupt distance: 300km
Interrupt RWZ (RWZ): 10km/s
Interrupt RWZ (RWZ): 30km/s
Site: Cayirhan
Forecast date: Sat. 11/05, 12h (UTC)
Speed function: V10 speed.Holtslag_1
Deployment date: Mon. 13/03, 12h (UTC)
No interception
Interception from Named cyclone
Interception from Tracked
Interception from both
HWS
Percentage of flying balloons within a TC as a function of flight time
Nearest cyclones tracked - Number of HPA centre (100km)

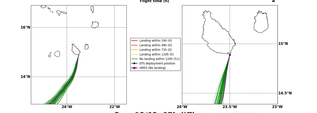

Tue. 14/03, 01h (LT)
Maximum forward trajectory duration : 10 days
Interrupt distance: 300km
Interrupt RWZ (RWZ): 10km/s
Interrupt RWZ (RWZ): 30km/s
Site: Cayirhan
Forecast date: Sat. 11/05, 12h (UTC)
Speed function: V10 speed.Holtslag_1
Deployment date: Tue. 14/03, 00h (UTC)
No interception
Interception from Named cyclone
Interception from Tracked
Interception from both
HWS
Percentage of flying balloons within a TC as a function of flight time
Nearest cyclones tracked - Number of HPA centre (100km)



Tue. 14/03, 13h (LT)
Maximum forward trajectory duration : 10 days
Interrupt distance: 300km
Interrupt RWZ (RWZ): 10km/s
Interrupt RWZ (RWZ): 30km/s
Site: Cayirhan
Forecast date: Sat. 11/05, 12h (UTC)
Speed function: V10 speed.Holtslag_1
Deployment date: Tue. 14/03, 12h (UTC)
No interception
Interception from Named cyclone
Interception from Tracked
Interception from both
HWS
Percentage of flying balloons within a TC as a function of flight time
Nearest cyclones tracked - Number of HPA centre (100km)

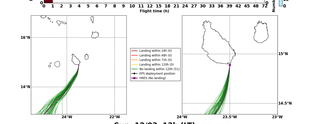

Wed. 15/03, 01h (LT)
Maximum forward trajectory duration : 10 days
Interrupt distance: 300km
Interrupt RWZ (RWZ): 10km/s
Interrupt RWZ (RWZ): 30km/s
Site: Cayirhan
Forecast date: Sat. 11/05, 12h (UTC)
Speed function: V10 speed.Holtslag_1
Deployment date: Wed. 15/03, 00h (UTC)
No interception
Interception from Named cyclone
Interception from Tracked
Interception from both
HWS
Percentage of flying balloons within a TC as a function of flight time
Nearest cyclones tracked - Number of HPA centre (100km)



Wed. 15/03, 13h (LT)
Maximum forward trajectory duration : 10 days
Interrupt distance: 300km
Interrupt RWZ (RWZ): 10km/s
Interrupt RWZ (RWZ): 30km/s
Site: Cayirhan
Forecast date: Sat. 11/05, 12h (UTC)
Speed function: V10 speed.Holtslag_1
Deployment date: Wed. 15/03, 12h (UTC)
No interception
Interception from Named cyclone
Interception from Tracked
Interception from both
HWS
Percentage of flying balloons within a TC as a function of flight time
Nearest cyclones tracked - Number of HPA centre (100km)

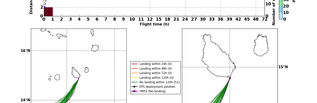

Thu. 16/03, 13h (LT)
Maximum forward trajectory duration : 10 days
Interrupt distance: 300km
Interrupt RWZ (RWZ): 10km/s
Interrupt RWZ (RWZ): 30km/s
Site: Cayirhan
Forecast date: Sat. 11/05, 12h (UTC)
Speed function: V10 speed.Holtslag_1
Deployment date: Thu. 16/03, 12h (UTC)
No interception
Interception from Named cyclone
Interception from Tracked
Interception from both
HWS
Percentage of flying balloons within a TC as a function of flight time
Nearest cyclones tracked - Number of HPA centre (100km)

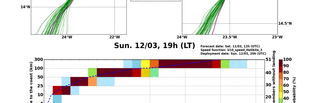

Sun. 12/03, 01h (LT)
Forecast date: Sat. 11/05, 12h (UTC)
Speed function: V10 speed.Holtslag_1
Deployment date: Sun. 12/03, 00h (UTC)
Distance to the coast (km)
Flight time (h)
Landing within 24h (0)
Landing within 48h (0)
Landing within 72h (0)
Landing within 120h (0)
No landing within 120h (51)
TPS deployment position
HWS (No landing)



Sun. 12/03, 07h (LT)
Forecast date: Sat. 11/05, 12h (UTC)
Speed function: V10 speed.Holtslag_1
Deployment date: Sun. 12/03, 06h (UTC)
Distance to the coast (km)
Flight time (h)
Landing within 24h (0)
Landing within 48h (0)
Landing within 72h (0)
Landing within 120h (0)
No landing within 120h (51)
TPS deployment position
HWS (No landing)



Sun. 12/03, 13h (LT)
Forecast date: Sat. 11/05, 12h (UTC)
Speed function: V10 speed.Holtslag_1
Deployment date: Sun. 12/03, 12h (UTC)
Distance to the coast (km)
Flight time (h)
Landing within 24h (0)
Landing within 48h (0)
Landing within 72h (0)
Landing within 120h (0)
No landing within 120h (51)
TPS deployment position
HWS (No landing)



Sun. 12/03, 19h (LT)
Forecast date: Sat. 11/05, 12h (UTC)
Speed function: V10 speed.Holtslag_1
Deployment date: Sun. 12/03, 18h (UTC)
Distance to the coast (km)
Flight time (h)
Landing within 24h (0)
Landing within 48h (0)
Landing within 72h (0)
Landing within 120h (0)
No landing within 120h (51)
TPS deployment position
HWS (No landing)



Mon. 13/03, 01h (LT)
Forecast date: Sat. 11/05, 12h (UTC)
Speed function: V10 speed.Holtslag_1
Deployment date: Mon. 13/03, 00h (UTC)
Distance to the coast (km)
Flight time (h)
Landing within 24h (0)
Landing within 48h (0)
Landing within 72h (0)
Landing within 120h (0)
No landing within 120h (51)
TPS deployment position
HWS (No landing)



Mon. 13/03, 07h (LT)
Forecast date: Sat. 11/05, 12h (UTC)
Speed function: V10 speed.Holtslag_1
Deployment date: Mon. 13/03, 06h (UTC)
Distance to the coast (km)
Flight time (h)
Landing within 24h (0)
Landing within 48h (0)
Landing within 72h (0)
Landing within 120h (0)
No landing within 120h (51)
TPS deployment position
HWS (No landing)

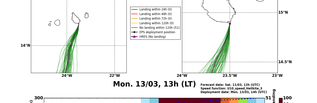

Mon. 13/03, 13h (LT)
Forecast date: Sat. 11/05, 12h (UTC)
Speed function: V10 speed.Holtslag_1
Deployment date: Mon. 13/03, 12h (UTC)
Distance to the coast (km)
Flight time (h)
Landing within 24h (0)
Landing within 48h (0)
Landing within 72h (0)
Landing within 120h (0)
No landing within 120h (51)
TPS deployment position
HWS (No landing)


Tue. 14/03, 01h (LT)
Forecast date: Sat. 11/05, 12h (UTC)
Speed function: V10 speed.Holtslag_1
Deployment date: Tue. 14/03, 00h (UTC)
Distance to the coast (km)
Flight time (h)
Landing within 24h (0)
Landing within 48h (0)
Landing within 72h (0)
Landing within 120h (0)
No landing within 120h (51)
TPS deployment position
HWS (No landing)


Tue. 14/03, 13h (LT)
Forecast date: Sat. 11/05, 12h (UTC)
Speed function: V10 speed.Holtslag_1
Deployment date: Tue. 14/03, 12h (UTC)
Distance to the coast (km)
Flight time (h)
Landing within 24h (0)
Landing within 48h (0)
Landing within 72h (0)
Landing within 120h (0)
No landing within 120h (51)
TPS deployment position
HWS (No landing)


Wed. 15/03, 01h (LT)
Forecast date: Sat. 11/05, 12h (UTC)
Speed function: V10 speed.Holtslag_1
Deployment date: Wed. 15/03, 00h (UTC)
Distance to the coast (km)
Flight time (h)
Landing within 24h (0)
Landing within 48h (0)
Landing within 72h (0)
Landing within 120h (0)
No landing within 120h (51)
TPS deployment position
HWS (No landing)


Wed. 15/03, 13h (LT)
Forecast date: Sat. 11/05, 12h (UTC)
Speed function: V10 speed.Holtslag_1
Deployment date: Wed. 15/03, 12h (UTC)
Distance to the coast (km)
Flight time (h)
Landing within 24h (0)
Landing within 48h (0)
Landing within 72h (0)
Landing within 120h (0)
No landing within 120h (51)
TPS deployment position
HWS (No landing)


Thu. 16/03, 13h (LT)
Forecast date: Sat. 11/05, 12h (UTC)
Speed function: V10 speed.Holtslag_1
Deployment date: Thu. 16/03, 12h (UTC)
Distance to the coast (km)
Flight time (h)
Landing within 24h (0)
Landing within 48h (0)
Landing within 72h (0)
Landing within 120h (0)
No landing within 120h (51)
TPS deployment position
HWS (No landing)