


Analysis
Deterministic forecast (HRES)
Data not available
Forecast date: Thu. 08/06, 12h (UTC)
Site: Cayirkot
Speed function: V10 speed Holtslag 3
Historic cyclones (1000nm)


Fri. 09/06, 01h
Sat. 10/06
Sun. 11/06
Mon. 12/06
Tue. 13/06
Deployment date (local)
Interrupt time (h)
Percentage of all cyclones
Measurement time (h)
Minimum of pressure within 300km at interrupt time (hPa)
Deepest minimum of pressure within 300km during measurement period
Integrated RWZ (m/s)


TC Central Pressure at interrupt time (hPa)
Minimum TC pressure during measurement period (hPa)
Wind at launch time (m/s)



Fri. 09/06, 01h (LT)
Maximum forward trajectory duration : 10 days
Interrupt distance: 1000nm
Interrupt RWZ (24h): 10km/s
Interrupt RWZ (360h): 30km/s
Site: Cayirkot
Forecast date: Thu. 08/06, 12h (UTC)
Speed function: V10 speed Holtslag 3
Deployment date: Fri. 09/06, 01h (LT)
No interruption
Interruption from Named cyclone
Interruption from Tracked
Interruption from both
HRES
Percentage of flying balloons within a TC as a function of flight time
Named cyclones tracked - Number of HRES cases (1000nm)


Fri. 09/06, 07h (LT)
Maximum forward trajectory duration : 10 days
Interrupt distance: 1000nm
Interrupt RWZ (24h): 10km/s
Interrupt RWZ (360h): 30km/s
Site: Cayirkot
Forecast date: Thu. 08/06, 12h (UTC)
Speed function: V10 speed Holtslag 3
Deployment date: Fri. 09/06, 07h (LT)
No interruption
Interruption from Named cyclone
Interruption from Tracked
Interruption from both
HRES
Percentage of flying balloons within a TC as a function of flight time
Named cyclones tracked - Number of HRES cases (1000nm)



Fri. 09/06, 13h (LT)
Maximum forward trajectory duration : 10 days
Interrupt distance: 1000nm
Interrupt RWZ (24h): 10km/s
Interrupt RWZ (360h): 30km/s
Site: Cayirkot
Forecast date: Thu. 08/06, 12h (UTC)
Speed function: V10 speed Holtslag 3
Deployment date: Fri. 09/06, 13h (LT)
No interruption
Interruption from Named cyclone
Interruption from Tracked
Interruption from both
HRES
Percentage of flying balloons within a TC as a function of flight time
Named cyclones tracked - Number of HRES cases (1000nm)



Fri. 09/06, 19h (LT)
Maximum forward trajectory duration : 10 days
Interrupt distance: 1000nm
Interrupt RWZ (24h): 10km/s
Interrupt RWZ (360h): 30km/s
Site: Cayirkot
Forecast date: Thu. 08/06, 12h (UTC)
Speed function: V10 speed Holtslag 3
Deployment date: Fri. 09/06, 19h (LT)
No interruption
Interruption from Named cyclone
Interruption from Tracked
Interruption from both
HRES
Percentage of flying balloons within a TC as a function of flight time
Named cyclones tracked - Number of HRES cases (1000nm)


Sat. 10/06, 01h (LT)
Maximum forward trajectory duration : 10 days
Interrupt distance: 1000nm
Interrupt RWZ (24h): 10km/s
Interrupt RWZ (360h): 30km/s
Site: Cayirkot
Forecast date: Thu. 08/06, 12h (UTC)
Speed function: V10 speed Holtslag 3
Deployment date: Sat. 10/06, 01h (LT)
No interruption
Interruption from Named cyclone
Interruption from Tracked
Interruption from both
HRES
Percentage of flying balloons within a TC as a function of flight time
Named cyclones tracked - Number of HRES cases (1000nm)



Sat. 10/06, 07h (LT)
Maximum forward trajectory duration : 10 days
Interrupt distance: 1000nm
Interrupt RWZ (24h): 10km/s
Interrupt RWZ (360h): 30km/s
Site: Cayirkot
Forecast date: Thu. 08/06, 12h (UTC)
Speed function: V10 speed Holtslag 3
Deployment date: Sat. 10/06, 07h (LT)
No interruption
Interruption from Named cyclone
Interruption from Tracked
Interruption from both
HRES
Percentage of flying balloons within a TC as a function of flight time
Named cyclones tracked - Number of HRES cases (1000nm)


Sat. 10/06, 13h (LT)
Maximum forward trajectory duration : 10 days
Interrupt distance: 1000nm
Interrupt RWZ (24h): 10km/s
Interrupt RWZ (360h): 30km/s
Site: Cayirkot
Forecast date: Thu. 08/06, 12h (UTC)
Speed function: V10 speed Holtslag 3
Deployment date: Sat. 10/06, 13h (LT)
No interruption
Interruption from Named cyclone
Interruption from Tracked
Interruption from both
HRES
Percentage of flying balloons within a TC as a function of flight time
Named cyclones tracked - Number of HRES cases (1000nm)



Sun. 11/06, 01h (LT)
Maximum forward trajectory duration : 10 days
Interrupt distance: 1000nm
Interrupt RWZ (24h): 10km/s
Interrupt RWZ (360h): 30km/s
Site: Cayirkot
Forecast date: Thu. 08/06, 12h (UTC)
Speed function: V10 speed Holtslag 3
Deployment date: Sun. 11/06, 01h (LT)
No interruption
Interruption from Named cyclone
Interruption from Tracked
Interruption from both
HRES
Percentage of flying balloons within a TC as a function of flight time
Named cyclones tracked - Number of HRES cases (1000nm)



Sun. 11/06, 13h (LT)
Maximum forward trajectory duration : 10 days
Interrupt distance: 1000nm
Interrupt RWZ (24h): 10km/s
Interrupt RWZ (360h): 30km/s
Site: Cayirkot
Forecast date: Thu. 08/06, 12h (UTC)
Speed function: V10 speed Holtslag 3
Deployment date: Sun. 11/06, 13h (LT)
No interruption
Interruption from Named cyclone
Interruption from Tracked
Interruption from both
HRES
Percentage of flying balloons within a TC as a function of flight time
Named cyclones tracked - Number of HRES cases (1000nm)

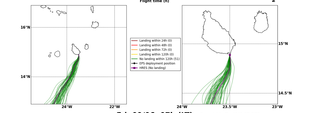

Mon. 12/06, 01h (LT)
Maximum forward trajectory duration : 10 days
Interrupt distance: 1000nm
Interrupt RWZ (24h): 10km/s
Interrupt RWZ (360h): 30km/s
Site: Cayirkot
Forecast date: Thu. 08/06, 12h (UTC)
Speed function: V10 speed Holtslag 3
Deployment date: Mon. 12/06, 01h (LT)
No interruption
Interruption from Named cyclone
Interruption from Tracked
Interruption from both
HRES
Percentage of flying balloons within a TC as a function of flight time
Named cyclones tracked - Number of HRES cases (1000nm)



Mon. 12/06, 13h (LT)
Maximum forward trajectory duration : 10 days
Interrupt distance: 1000nm
Interrupt RWZ (24h): 10km/s
Interrupt RWZ (360h): 30km/s
Site: Cayirkot
Forecast date: Thu. 08/06, 12h (UTC)
Speed function: V10 speed Holtslag 3
Deployment date: Mon. 12/06, 13h (LT)
No interruption
Interruption from Named cyclone
Interruption from Tracked
Interruption from both
HRES
Percentage of flying balloons within a TC as a function of flight time
Named cyclones tracked - Number of HRES cases (1000nm)



Tue. 13/06, 13h (LT)
Maximum forward trajectory duration : 10 days
Interrupt distance: 1000nm
Interrupt RWZ (24h): 10km/s
Interrupt RWZ (360h): 30km/s
Site: Cayirkot
Forecast date: Thu. 08/06, 12h (UTC)
Speed function: V10 speed Holtslag 3
Deployment date: Tue. 13/06, 13h (LT)
No interruption
Interruption from Named cyclone
Interruption from Tracked
Interruption from both
HRES
Percentage of flying balloons within a TC as a function of flight time
Named cyclones tracked - Number of HRES cases (1000nm)



Analysis
Deterministic forecast (HRES)
Data not available
Forecast date: Thu. 08/06, 12h (UTC)
Site: Cayirkot
Speed function: V10 speed Holtslag 3
Historic cyclones (1000nm)



Fri. 09/06, 01h
Sat. 10/06
Sun. 11/06
Mon. 12/06
Tue. 13/06
Deployment date (local)
Interrupt time (h)
Percentage of all cyclones
Measurement time (h)
Minimum of pressure within 300km at interrupt time (hPa)
Deepest minimum of pressure within 300km during measurement period
Integrated RWZ (m/s)

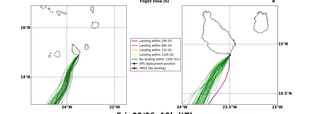

Fri. 09/06, 01h (LT)
Forecast date: Thu. 08/06, 12h (UTC)
Speed function: V10 speed Holtslag 3
Deployment date: Fri. 09/06, 01h (LT)
Distance to the coast (km)
Flight time (h)
Landing within 24h EO
Landing within 48h EO
Landing within 72h EO
Landing within 120h EO
No landing within 120h EO
TPS deployment position
HRES (No landing)



Fri. 09/06, 07h (LT)
Forecast date: Thu. 08/06, 12h (UTC)
Speed function: V10 speed Holtslag 3
Deployment date: Fri. 09/06, 07h (LT)
Distance to the coast (km)
Flight time (h)
Landing within 24h EO
Landing within 48h EO
Landing within 72h EO
Landing within 120h EO
No landing within 120h EO
TPS deployment position
HRES (No landing)



Fri. 09/06, 13h (LT)
Forecast date: Thu. 08/06, 12h (UTC)
Speed function: V10 speed Holtslag 3
Deployment date: Fri. 09/06, 13h (LT)
Distance to the coast (km)
Flight time (h)
Landing within 24h EO
Landing within 48h EO
Landing within 72h EO
Landing within 120h EO
No landing within 120h EO
TPS deployment position
HRES (No landing)



Fri. 09/06, 19h (LT)
Forecast date: Thu. 08/06, 12h (UTC)
Speed function: V10 speed Holtslag 3
Deployment date: Fri. 09/06, 19h (LT)
Distance to the coast (km)
Flight time (h)
Landing within 24h EO
Landing within 48h EO
Landing within 72h EO
Landing within 120h EO
No landing within 120h EO
TPS deployment position
HRES (No landing)

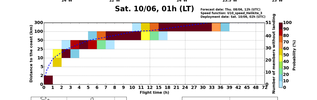

Sat. 10/06, 01h (LT)
Forecast date: Thu. 08/06, 12h (UTC)
Speed function: V10 speed Holtslag 3
Deployment date: Sat. 10/06, 01h (LT)
Distance to the coast (km)
Flight time (h)
Landing within 24h EO
Landing within 48h EO
Landing within 72h EO
Landing within 120h EO
No landing within 120h EO
TPS deployment position
HRES (No landing)



Sat. 10/06, 07h (LT)
Forecast date: Thu. 08/06, 12h (UTC)
Speed function: V10 speed Holtslag 3
Deployment date: Sat. 10/06, 07h (LT)
Distance to the coast (km)
Flight time (h)
Landing within 24h EO
Landing within 48h EO
Landing within 72h EO
Landing within 120h EO
No landing within 120h EO
TPS deployment position
HRES (No landing)

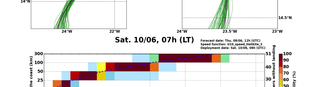

Sat. 10/06, 13h (LT)
Forecast date: Thu. 08/06, 12h (UTC)
Speed function: V10 speed Holtslag 3
Deployment date: Sat. 10/06, 13h (LT)
Distance to the coast (km)
Flight time (h)
Landing within 24h EO
Landing within 48h EO
Landing within 72h EO
Landing within 120h EO
No landing within 120h EO
TPS deployment position
HRES (No landing)


Sun. 11/06, 01h (LT)
Forecast date: Thu. 08/06, 12h (UTC)
Speed function: V10 speed Holtslag 3
Deployment date: Sun. 11/06, 01h (LT)
Distance to the coast (km)
Flight time (h)
Landing within 24h EO
Landing within 48h EO
Landing within 72h EO
Landing within 120h EO
No landing within 120h EO
TPS deployment position
HRES (No landing)


Sun. 11/06, 13h (LT)
Forecast date: Thu. 08/06, 12h (UTC)
Speed function: V10 speed Holtslag 3
Deployment date: Sun. 11/06, 13h (LT)
Distance to the coast (km)
Flight time (h)
Landing within 24h EO
Landing within 48h EO
Landing within 72h EO
Landing within 120h EO
No landing within 120h EO
TPS deployment position
HRES (No landing)


Mon. 12/06, 01h (LT)
Forecast date: Thu. 08/06, 12h (UTC)
Speed function: V10 speed Holtslag 3
Deployment date: Mon. 12/06, 01h (LT)
Distance to the coast (km)
Flight time (h)
Landing within 24h EO
Landing within 48h EO
Landing within 72h EO
Landing within 120h EO
No landing within 120h EO
TPS deployment position
HRES (No landing)


Mon. 12/06, 13h (LT)
Forecast date: Thu. 08/06, 12h (UTC)
Speed function: V10 speed Holtslag 3
Deployment date: Mon. 12/06, 13h (LT)
Distance to the coast (km)
Flight time (h)
Landing within 24h EO
Landing within 48h EO
Landing within 72h EO
Landing within 120h EO
No landing within 120h EO
TPS deployment position
HRES (No landing)


Tue. 13/06, 13h (LT)
Forecast date: Thu. 08/06, 12h (UTC)
Speed function: V10 speed Holtslag 3
Deployment date: Tue. 13/06, 13h (LT)
Distance to the coast (km)
Flight time (h)
Landing within 24h EO
Landing within 48h EO
Landing within 72h EO
Landing within 120h EO
No landing within 120h EO
TPS deployment position
HRES (No landing)