

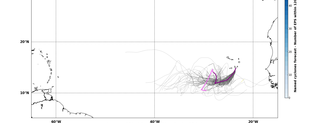

Analysis
Deterministic forecast (HRES)
Data not available
Forecast date: Fri. 21/07, 00h (UTC)
Site: Capitext
Speed function: V10 speed Holtslag_3
Mitigation: None (10.58deg/h2)
Fri. 21/07, 13h
Sat. 22/07, 01h
Sun. 23/07, 01h
Mon. 24/07, 01h
Tue. 25/07, 01h
Wed. 26/07, 01h
Disembarkment date (start)
Interspot time (h)
Percentage of all contacts
Measurement time (h)
TC Central Pressure at interspot time (hPa)
Minimum TC pressure during measurement period (hPa)
Wind at touch time (m/s)
Minimum of pressure within 300km at interspot time (hPa)
Deepest minimum of pressure within 300km during measurement period
Integrated RW2 (m/s)


Fri. 21/07, 13h (UTC)
Maximum forward trajectory duration : 10 days
Interspot distance: 3000km
Interspot RW2 (ERA): 10m/s2
Interspot RW2 (IWAS): 10m/s2
Site: Capitext
Forecast date: Fri. 21/07, 00h (UTC)
Speed function: V10 speed Holtslag_3
Mitigation: None (10.58deg/h2)
Deployment date: Fri. 21/07, 13h (UTC)
No interception
Interception from Named cyclone
Interception from Tracheid
Interception from both
HRES
Percentage of flying balloons within a TC as a function of flight time
Distance to the coast (km)
Flight time (h)
Named cyclones tracked - Number of HRES centre crosses
Landing within 24h (Q)
Landing within 48h (Q)
Landing within 72h (Q)
No landing within 120h (Q)
Landing within 120h (Q)
No landing within 120h (EF)
EPS deployment position
HRES (No landing)
HRES (24h)


Fri. 21/07, 19h (UTC)
Maximum forward trajectory duration : 10 days
Interspot distance: 3000km
Interspot RW2 (ERA): 10m/s2
Interspot RW2 (IWAS): 10m/s2
Site: Capitext
Forecast date: Fri. 21/07, 00h (UTC)
Speed function: V10 speed Holtslag_3
Mitigation: None (10.58deg/h2)
Deployment date: Fri. 21/07, 19h (UTC)
No interception
Interception from Named cyclone
Interception from Tracheid
Interception from both
HRES
Percentage of flying balloons within a TC as a function of flight time
Distance to the coast (km)
Flight time (h)
Named cyclones tracked - Number of HRES centre crosses
Landing within 24h (Q)
Landing within 48h (Q)
Landing within 72h (Q)
No landing within 120h (Q)
Landing within 120h (Q)
No landing within 120h (EF)
EPS deployment position
HRES (No landing)
HRES (24h)



Sat. 22/07, 01h (UTC)
Maximum forward trajectory duration : 10 days
Interspot distance: 3000km
Interspot RW2 (ERA): 10m/s2
Interspot RW2 (IWAS): 10m/s2
Site: Capitext
Forecast date: Fri. 21/07, 00h (UTC)
Speed function: V10 speed Holtslag_3
Mitigation: None (10.58deg/h2)
Deployment date: Sat. 22/07, 01h (UTC)
No interception
Interception from Named cyclone
Interception from Tracheid
Interception from both
HRES
Percentage of flying balloons within a TC as a function of flight time
Distance to the coast (km)
Flight time (h)
Named cyclones tracked - Number of HRES centre crosses
Landing within 24h (Q)
Landing within 48h (Q)
Landing within 72h (Q)
No landing within 120h (Q)
Landing within 120h (Q)
No landing within 120h (EF)
EPS deployment position
HRES (No landing)
HRES (24h)


Sat. 22/07, 07h (UTC)
Maximum forward trajectory duration : 10 days
Interspot distance: 3000km
Interspot RW2 (ERA): 10m/s2
Interspot RW2 (IWAS): 10m/s2
Site: Capitext
Forecast date: Fri. 21/07, 00h (UTC)
Speed function: V10 speed Holtslag_3
Mitigation: None (10.58deg/h2)
Deployment date: Sat. 22/07, 07h (UTC)
No interception
Interception from Named cyclone
Interception from Tracheid
Interception from both
HRES
Percentage of flying balloons within a TC as a function of flight time
Distance to the coast (km)
Flight time (h)
Named cyclones tracked - Number of HRES centre crosses
Landing within 24h (Q)
Landing within 48h (Q)
Landing within 72h (Q)
No landing within 120h (Q)
Landing within 120h (Q)
No landing within 120h (EF)
EPS deployment position
HRES (No landing)
HRES (24h)



Sat. 22/07, 13h (UTC)
Maximum forward trajectory duration : 10 days
Interspot distance: 3000km
Interspot RW2 (ERA): 10m/s2
Interspot RW2 (IWAS): 10m/s2
Site: Capitext
Forecast date: Fri. 21/07, 00h (UTC)
Speed function: V10 speed Holtslag_3
Mitigation: None (10.58deg/h2)
Deployment date: Sat. 22/07, 13h (UTC)
No interception
Interception from Named cyclone
Interception from Tracheid
Interception from both
HRES
Percentage of flying balloons within a TC as a function of flight time
Distance to the coast (km)
Flight time (h)
Named cyclones tracked - Number of HRES centre crosses
Landing within 24h (Q)
Landing within 48h (Q)
Landing within 72h (Q)
No landing within 120h (Q)
Landing within 120h (Q)
No landing within 120h (EF)
EPS deployment position
HRES (No landing)
HRES (24h)


Sat. 22/07, 19h (UTC)
Maximum forward trajectory duration : 10 days
Interspot distance: 3000km
Interspot RW2 (ERA): 10m/s2
Interspot RW2 (IWAS): 10m/s2
Site: Capitext
Forecast date: Fri. 21/07, 00h (UTC)
Speed function: V10 speed Holtslag_3
Mitigation: None (10.58deg/h2)
Deployment date: Sat. 22/07, 19h (UTC)
No interception
Interception from Named cyclone
Interception from Tracheid
Interception from both
HRES
Percentage of flying balloons within a TC as a function of flight time
Distance to the coast (km)
Flight time (h)
Named cyclones tracked - Number of HRES centre crosses
Landing within 24h (Q)
Landing within 48h (Q)
Landing within 72h (Q)
No landing within 120h (Q)
Landing within 120h (Q)
No landing within 120h (EF)
EPS deployment position
HRES (No landing)
HRES (24h)



Sun. 23/07, 01h (UTC)
Maximum forward trajectory duration : 10 days
Interspot distance: 3000km
Interspot RW2 (ERA): 10m/s2
Interspot RW2 (IWAS): 10m/s2
Site: Capitext
Forecast date: Fri. 21/07, 00h (UTC)
Speed function: V10 speed Holtslag_3
Mitigation: None (10.58deg/h2)
Deployment date: Sun. 23/07, 01h (UTC)
No interception
Interception from Named cyclone
Interception from Tracheid
Interception from both
HRES
Percentage of flying balloons within a TC as a function of flight time
Distance to the coast (km)
Flight time (h)
Named cyclones tracked - Number of HRES centre crosses
Landing within 24h (Q)
Landing within 48h (Q)
Landing within 72h (Q)
No landing within 120h (Q)
Landing within 120h (Q)
No landing within 120h (EF)
EPS deployment position
HRES (No landing)
HRES (24h)


Sun. 23/07, 13h (UTC)
Maximum forward trajectory duration : 10 days
Interspot distance: 3000km
Interspot RW2 (ERA): 10m/s2
Interspot RW2 (IWAS): 10m/s2
Site: Capitext
Forecast date: Fri. 21/07, 00h (UTC)
Speed function: V10 speed Holtslag_3
Mitigation: None (10.58deg/h2)
Deployment date: Sun. 23/07, 13h (UTC)
No interception
Interception from Named cyclone
Interception from Tracheid
Interception from both
HRES
Percentage of flying balloons within a TC as a function of flight time
Distance to the coast (km)
Flight time (h)
Named cyclones tracked - Number of HRES centre crosses
Landing within 24h (Q)
Landing within 48h (Q)
Landing within 72h (Q)
No landing within 120h (Q)
Landing within 120h (Q)
No landing within 120h (EF)
EPS deployment position
HRES (No landing)
HRES (24h)


Mon. 24/07, 01h (UTC)
Maximum forward trajectory duration : 10 days
Interspot distance: 3000km
Interspot RW2 (ERA): 10m/s2
Interspot RW2 (IWAS): 10m/s2
Site: Capitext
Forecast date: Fri. 21/07, 00h (UTC)
Speed function: V10 speed Holtslag_3
Mitigation: None (10.58deg/h2)
Deployment date: Mon. 24/07, 01h (UTC)
No interception
Interception from Named cyclone
Interception from Tracheid
Interception from both
HRES
Percentage of flying balloons within a TC as a function of flight time
Distance to the coast (km)
Flight time (h)
Named cyclones tracked - Number of HRES centre crosses
Landing within 24h (Q)
Landing within 48h (Q)
Landing within 72h (Q)
No landing within 120h (Q)
Landing within 120h (Q)
No landing within 120h (EF)
EPS deployment position
HRES (No landing)
HRES (24h)


Mon. 24/07, 13h (UTC)
Maximum forward trajectory duration : 10 days
Interspot distance: 3000km
Interspot RW2 (ERA): 10m/s2
Interspot RW2 (IWAS): 10m/s2
Site: Capitext
Forecast date: Fri. 21/07, 00h (UTC)
Speed function: V10 speed Holtslag_3
Mitigation: None (10.58deg/h2)
Deployment date: Mon. 24/07, 13h (UTC)
No interception
Interception from Named cyclone
Interception from Tracheid
Interception from both
HRES
Percentage of flying balloons within a TC as a function of flight time
Distance to the coast (km)
Flight time (h)
Named cyclones tracked - Number of HRES centre crosses
Landing within 24h (Q)
Landing within 48h (Q)
Landing within 72h (Q)
No landing within 120h (Q)
Landing within 120h (Q)
No landing within 120h (EF)
EPS deployment position
HRES (No landing)
HRES (24h)


Tue. 25/07, 01h (UTC)
Maximum forward trajectory duration : 10 days
Interspot distance: 3000km
Interspot RW2 (ERA): 10m/s2
Interspot RW2 (IWAS): 10m/s2
Site: Capitext
Forecast date: Fri. 21/07, 00h (UTC)
Speed function: V10 speed Holtslag_3
Mitigation: None (10.58deg/h2)
Deployment date: Tue. 25/07, 01h (UTC)
No interception
Interception from Named cyclone
Interception from Tracheid
Interception from both
HRES
Percentage of flying balloons within a TC as a function of flight time
Distance to the coast (km)
Flight time (h)
Named cyclones tracked - Number of HRES centre crosses
Landing within 24h (Q)
Landing within 48h (Q)
Landing within 72h (Q)
No landing within 120h (Q)
Landing within 120h (Q)
No landing within 120h (EF)
EPS deployment position
HRES (No landing)
HRES (24h)


Wed. 26/07, 01h (UTC)
Maximum forward trajectory duration : 10 days
Interspot distance: 3000km
Interspot RW2 (ERA): 10m/s2
Interspot RW2 (IWAS): 10m/s2
Site: Capitext
Forecast date: Fri. 21/07, 00h (UTC)
Speed function: V10 speed Holtslag_3
Mitigation: None (10.58deg/h2)
Deployment date: Wed. 26/07, 01h (UTC)
No interception
Interception from Named cyclone
Interception from Tracheid
Interception from both
HRES
Percentage of flying balloons within a TC as a function of flight time
Distance to the coast (km)
Flight time (h)
Named cyclones tracked - Number of HRES centre crosses
Landing within 24h (Q)
Landing within 48h (Q)
Landing within 72h (Q)
No landing within 120h (Q)
Landing within 120h (Q)
No landing within 120h (EF)
EPS deployment position
HRES (No landing)
HRES (24h)