




Analysis
Deterministic forecast (HRES)
Data not available
Forecast date: Fri. 01/12, 00h (UTC)
Site: Capitol
Speed function: V10 speed Holtslag_3
Mechanical turbulence (300m)
Fri. 01/12, 13h
Sat. 02/12, 01h
Sat. 02/12, 07h
Sat. 02/12, 13h
Sat. 02/12, 19h
Sun. 03/12, 01h
Sun. 03/12, 07h
Mon. 04/12, 01h
Mon. 04/12, 07h
Tue. 05/12, 01h
Tue. 05/12, 07h
Wed. 06/12, 01h
Interrupt Time (h)
Percentage of all runways
Measurement time (h)


Fri. 01/12, 13h
Sat. 02/12, 01h
Sat. 02/12, 07h
Sat. 02/12, 13h
Sat. 02/12, 19h
Sun. 03/12, 01h
Sun. 03/12, 07h
Mon. 04/12, 01h
Mon. 04/12, 07h
Tue. 05/12, 01h
Tue. 05/12, 07h
Wed. 06/12, 01h
TC Central Pressure at interrupt time (hPa)
Minimum TC pressure during measurement period (hPa)
Wind at launch time (m/s)

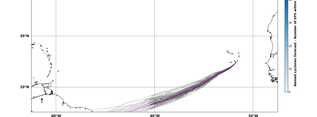

Fri. 01/12, 13h
Sat. 02/12, 01h
Sat. 02/12, 07h
Sat. 02/12, 13h
Sat. 02/12, 19h
Sun. 03/12, 01h
Sun. 03/12, 07h
Mon. 04/12, 01h
Mon. 04/12, 07h
Tue. 05/12, 01h
Tue. 05/12, 07h
Wed. 06/12, 01h
Minimum of pressure within 300km at interrupt time (hPa)
Deepest minimum of pressure within 300km during measurement period
Integrated RWZ (m/s)


Fri. 01/12, 13h (UTC)
Maximum forward trajectory duration : 10 days
Interrupt distance: 300km
Interrupt RWZ (UPU) : 30m/s
Interrupt RWZ (IWAU) : 30m/s
Site: Capitol
Forecast date: Fri. 01/12, 00h (UTC)
Speed function: V10 speed Holtslag_3
Deployment date: Fri. 01/12, 19h (UTC)
No interception
Interception from Named cyclone
Interception from Tracheal
Interception from both
HRES
Percentage of flying balloons within a TC as a function of flight time
Nearest cyclone tracheal - Number of HRES centre (-)

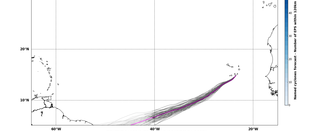

Fri. 01/12, 19h (UTC)
Maximum forward trajectory duration : 10 days
Interrupt distance: 300km
Interrupt RWZ (UPU) : 30m/s
Interrupt RWZ (IWAU) : 30m/s
Site: Capitol
Forecast date: Fri. 01/12, 00h (UTC)
Speed function: V10 speed Holtslag_3
Deployment date: Fri. 01/12, 19h (UTC)
No interception
Interception from Named cyclone
Interception from Tracheal
Interception from both
HRES
Percentage of flying balloons within a TC as a function of flight time
Nearest cyclone tracheal - Number of HRES centre (-)



Sat. 02/12, 01h (UTC)
Maximum forward trajectory duration : 10 days
Interrupt distance: 300km
Interrupt RWZ (UPU) : 30m/s
Interrupt RWZ (IWAU) : 30m/s
Site: Capitol
Forecast date: Fri. 01/12, 00h (UTC)
Speed function: V10 speed Holtslag_3
Deployment date: Sat. 02/12, 01h (UTC)
No interception
Interception from Named cyclone
Interception from Tracheal
Interception from both
HRES
Percentage of flying balloons within a TC as a function of flight time
Nearest cyclone tracheal - Number of HRES centre (-)


Sat. 02/12, 07h (UTC)
Maximum forward trajectory duration : 10 days
Interrupt distance: 300km
Interrupt RWZ (UPU) : 30m/s
Interrupt RWZ (IWAU) : 30m/s
Site: Capitol
Forecast date: Fri. 01/12, 00h (UTC)
Speed function: V10 speed Holtslag_3
Deployment date: Sat. 02/12, 07h (UTC)
No interception
Interception from Named cyclone
Interception from Tracheal
Interception from both
HRES
Percentage of flying balloons within a TC as a function of flight time
Nearest cyclone tracheal - Number of HRES centre (-)



Sat. 02/12, 13h (UTC)
Maximum forward trajectory duration : 10 days
Interrupt distance: 300km
Interrupt RWZ (UPU) : 30m/s
Interrupt RWZ (IWAU) : 30m/s
Site: Capitol
Forecast date: Fri. 01/12, 00h (UTC)
Speed function: V10 speed Holtslag_3
Deployment date: Sat. 02/12, 13h (UTC)
No interception
Interception from Named cyclone
Interception from Tracheal
Interception from both
HRES
Percentage of flying balloons within a TC as a function of flight time
Nearest cyclone tracheal - Number of HRES centre (-)



Sat. 02/12, 19h (UTC)
Maximum forward trajectory duration : 10 days
Interrupt distance: 300km
Interrupt RWZ (UPU) : 30m/s
Interrupt RWZ (IWAU) : 30m/s
Site: Capitol
Forecast date: Fri. 01/12, 00h (UTC)
Speed function: V10 speed Holtslag_3
Deployment date: Sat. 02/12, 19h (UTC)
No interception
Interception from Named cyclone
Interception from Tracheal
Interception from both
HRES
Percentage of flying balloons within a TC as a function of flight time
Nearest cyclone tracheal - Number of HRES centre (-)



Sun. 03/12, 01h (UTC)
Maximum forward trajectory duration : 10 days
Interrupt distance: 300km
Interrupt RWZ (UPU) : 30m/s
Interrupt RWZ (IWAU) : 30m/s
Site: Capitol
Forecast date: Fri. 01/12, 00h (UTC)
Speed function: V10 speed Holtslag_3
Deployment date: Sun. 03/12, 01h (UTC)
No interception
Interception from Named cyclone
Interception from Tracheal
Interception from both
HRES
Percentage of flying balloons within a TC as a function of flight time
Nearest cyclone tracheal - Number of HRES centre (-)



Sun. 03/12, 13h (UTC)
Maximum forward trajectory duration : 10 days
Interrupt distance: 300km
Interrupt RWZ (UPU) : 30m/s
Interrupt RWZ (IWAU) : 30m/s
Site: Capitol
Forecast date: Fri. 01/12, 00h (UTC)
Speed function: V10 speed Holtslag_3
Deployment date: Sun. 03/12, 13h (UTC)
No interception
Interception from Named cyclone
Interception from Tracheal
Interception from both
HRES
Percentage of flying balloons within a TC as a function of flight time
Nearest cyclone tracheal - Number of HRES centre (-)



Mon. 04/12, 01h (UTC)
Maximum forward trajectory duration : 10 days
Interrupt distance: 300km
Interrupt RWZ (UPU) : 30m/s
Interrupt RWZ (IWAU) : 30m/s
Site: Capitol
Forecast date: Fri. 01/12, 00h (UTC)
Speed function: V10 speed Holtslag_3
Deployment date: Mon. 04/12, 01h (UTC)
No interception
Interception from Named cyclone
Interception from Tracheal
Interception from both
HRES
Percentage of flying balloons within a TC as a function of flight time
Nearest cyclone tracheal - Number of HRES centre (-)



Mon. 04/12, 13h (UTC)
Maximum forward trajectory duration : 10 days
Interrupt distance: 300km
Interrupt RWZ (UPU) : 30m/s
Interrupt RWZ (IWAU) : 30m/s
Site: Capitol
Forecast date: Fri. 01/12, 00h (UTC)
Speed function: V10 speed Holtslag_3
Deployment date: Mon. 04/12, 13h (UTC)
No interception
Interception from Named cyclone
Interception from Tracheal
Interception from both
HRES
Percentage of flying balloons within a TC as a function of flight time
Nearest cyclone tracheal - Number of HRES centre (-)

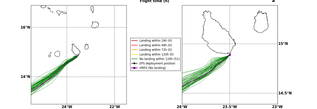

Tue. 05/12, 01h (UTC)
Maximum forward trajectory duration : 10 days
Interrupt distance: 300km
Interrupt RWZ (UPU) : 30m/s
Interrupt RWZ (IWAU) : 30m/s
Site: Capitol
Forecast date: Fri. 01/12, 00h (UTC)
Speed function: V10 speed Holtslag_3
Deployment date: Tue. 05/12, 01h (UTC)
No interception
Interception from Named cyclone
Interception from Tracheal
Interception from both
HRES
Percentage of flying balloons within a TC as a function of flight time
Nearest cyclone tracheal - Number of HRES centre (-)

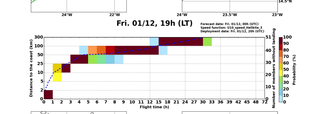

Wed. 06/12, 01h (UTC)
Maximum forward trajectory duration : 10 days
Interrupt distance: 300km
Interrupt RWZ (UPU) : 30m/s
Interrupt RWZ (IWAU) : 30m/s
Site: Capitol
Forecast date: Fri. 01/12, 00h (UTC)
Speed function: V10 speed Holtslag_3
Deployment date: Wed. 06/12, 01h (UTC)
No interception
Interception from Named cyclone
Interception from Tracheal
Interception from both
HRES
Percentage of flying balloons within a TC as a function of flight time
Nearest cyclone tracheal - Number of HRES centre (-)

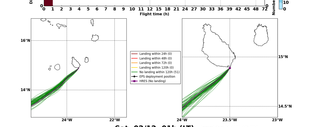

Analysis
Deterministic forecast (HRES)
Data not available
Forecast date: Fri. 01/12, 00h (UTC)
Site: Capitol
Speed function: V10 speed Holtslag_3
Mechanical turbulence (300m)
Fri. 01/12, 13h
Sat. 02/12, 01h
Sat. 02/12, 07h
Sat. 02/12, 13h
Sat. 02/12, 19h
Sun. 03/12, 01h
Sun. 03/12, 07h
Mon. 04/12, 01h
Mon. 04/12, 07h
Tue. 05/12, 01h
Tue. 05/12, 07h
Wed. 06/12, 01h
Interrupt Time (h)
Percentage of all runways
Measurement time (h)



Fri. 01/12, 13h
Sat. 02/12, 01h
Sat. 02/12, 07h
Sat. 02/12, 13h
Sat. 02/12, 19h
Sun. 03/12, 01h
Sun. 03/12, 07h
Mon. 04/12, 01h
Mon. 04/12, 07h
Tue. 05/12, 01h
Tue. 05/12, 07h
Wed. 06/12, 01h
Minimum of pressure within 300km at interrupt time (hPa)
Deepest minimum of pressure within 300km during measurement period
Integrated RWZ (m/s)



Fri. 01/12, 13h (UTC)
Forecast date: Fri. 01/12, 00h (UTC)
Speed function: V10 speed Holtslag_3
Deployment date: Fri. 01/12, 13h (UTC)
Distance to the coast (km)
Flight time (h)
Landing within 24h (0)
Landing within 48h (0)
Landing within 72h (0)
Landing within 120h (0)
No landing within 120h (51)
PPS deployment position
HRES (No landing)
Nearest cyclone tracheal - Number of HRES centre (-)



Fri. 01/12, 19h (UTC)
Forecast date: Fri. 01/12, 00h (UTC)
Speed function: V10 speed Holtslag_3
Deployment date: Fri. 01/12, 19h (UTC)
Distance to the coast (km)
Flight time (h)
Landing within 24h (0)
Landing within 48h (0)
Landing within 72h (0)
Landing within 120h (0)
No landing within 120h (51)
PPS deployment position
HRES (No landing)
Nearest cyclone tracheal - Number of HRES centre (-)



Sat. 02/12, 01h (UTC)
Forecast date: Fri. 01/12, 00h (UTC)
Speed function: V10 speed Holtslag_3
Deployment date: Sat. 02/12, 01h (UTC)
Distance to the coast (km)
Flight time (h)
Landing within 24h (0)
Landing within 48h (0)
Landing within 72h (0)
Landing within 120h (0)
No landing within 120h (51)
PPS deployment position
HRES (No landing)
Nearest cyclone tracheal - Number of HRES centre (-)



Sat. 02/12, 07h (UTC)
Forecast date: Fri. 01/12, 00h (UTC)
Speed function: V10 speed Holtslag_3
Deployment date: Sat. 02/12, 07h (UTC)
Distance to the coast (km)
Flight time (h)
Landing within 24h (0)
Landing within 48h (0)
Landing within 72h (0)
Landing within 120h (0)
No landing within 120h (51)
PPS deployment position
HRES (No landing)
Nearest cyclone tracheal - Number of HRES centre (-)



Sat. 02/12, 13h (UTC)
Forecast date: Fri. 01/12, 00h (UTC)
Speed function: V10 speed Holtslag_3
Deployment date: Sat. 02/12, 13h (UTC)
Distance to the coast (km)
Flight time (h)
Landing within 24h (0)
Landing within 48h (0)
Landing within 72h (0)
Landing within 120h (0)
No landing within 120h (51)
PPS deployment position
HRES (No landing)
Nearest cyclone tracheal - Number of HRES centre (-)



Sat. 02/12, 19h (UTC)
Forecast date: Fri. 01/12, 00h (UTC)
Speed function: V10 speed Holtslag_3
Deployment date: Sat. 02/12, 19h (UTC)
Distance to the coast (km)
Flight time (h)
Landing within 24h (0)
Landing within 48h (0)
Landing within 72h (0)
Landing within 120h (0)
No landing within 120h (51)
PPS deployment position
HRES (No landing)
Nearest cyclone tracheal - Number of HRES centre (-)



Sun. 03/12, 01h (UTC)
Forecast date: Fri. 01/12, 00h (UTC)
Speed function: V10 speed Holtslag_3
Deployment date: Sun. 03/12, 01h (UTC)
Distance to the coast (km)
Flight time (h)
Landing within 24h (0)
Landing within 48h (0)
Landing within 72h (0)
Landing within 120h (0)
No landing within 120h (51)
PPS deployment position
HRES (No landing)
Nearest cyclone tracheal - Number of HRES centre (-)


Sun. 03/12, 13h (UTC)
Forecast date: Fri. 01/12, 00h (UTC)
Speed function: V10 speed Holtslag_3
Deployment date: Sun. 03/12, 13h (UTC)
Distance to the coast (km)
Flight time (h)
Landing within 24h (0)
Landing within 48h (0)
Landing within 72h (0)
Landing within 120h (0)
No landing within 120h (51)
PPS deployment position
HRES (No landing)
Nearest cyclone tracheal - Number of HRES centre (-)


Mon. 04/12, 01h (UTC)
Forecast date: Fri. 01/12, 00h (UTC)
Speed function: V10 speed Holtslag_3
Deployment date: Mon. 04/12, 01h (UTC)
Distance to the coast (km)
Flight time (h)
Landing within 24h (0)
Landing within 48h (0)
Landing within 72h (0)
Landing within 120h (0)
No landing within 120h (51)
PPS deployment position
HRES (No landing)
Nearest cyclone tracheal - Number of HRES centre (-)


Mon. 04/12, 13h (UTC)
Forecast date: Fri. 01/12, 00h (UTC)
Speed function: V10 speed Holtslag_3
Deployment date: Mon. 04/12, 13h (UTC)
Distance to the coast (km)
Flight time (h)
Landing within 24h (0)
Landing within 48h (0)
Landing within 72h (0)
Landing within 120h (0)
No landing within 120h (51)
PPS deployment position
HRES (No landing)
Nearest cyclone tracheal - Number of HRES centre (-)


Tue. 05/12, 01h (UTC)
Forecast date: Fri. 01/12, 00h (UTC)
Speed function: V10 speed Holtslag_3
Deployment date: Tue. 05/12, 01h (UTC)
Distance to the coast (km)
Flight time (h)
Landing within 24h (0)
Landing within 48h (0)
Landing within 72h (0)
Landing within 120h (0)
No landing within 120h (51)
PPS deployment position
HRES (No landing)
Nearest cyclone tracheal - Number of HRES centre (-)


Wed. 06/12, 01h (UTC)
Forecast date: Fri. 01/12, 00h (UTC)
Speed function: V10 speed Holtslag_3
Deployment date: Wed. 06/12, 01h (UTC)
Distance to the coast (km)
Flight time (h)
Landing within 24h (0)
Landing within 48h (0)
Landing within 72h (0)
Landing within 120h (0)
No landing within 120h (51)
PPS deployment position
HRES (No landing)
Nearest cyclone tracheal - Number of HRES centre (-)